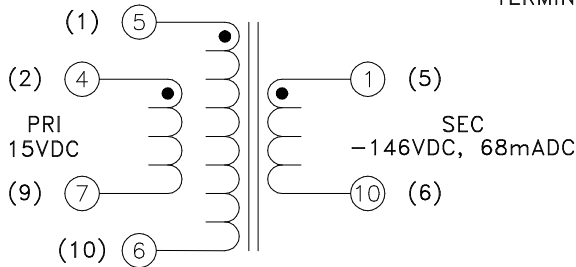
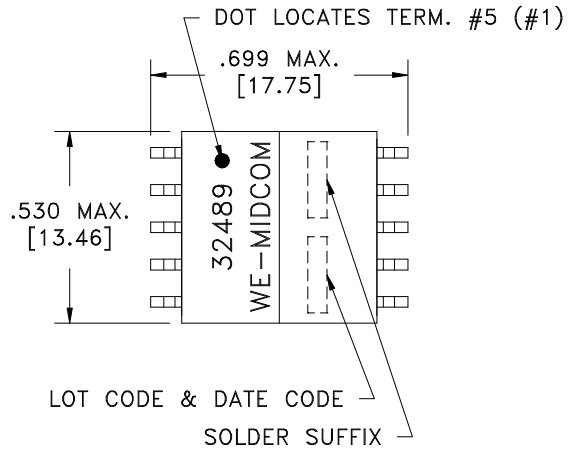
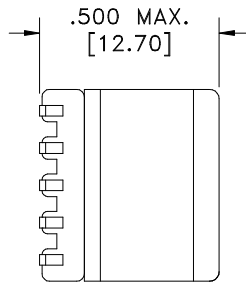
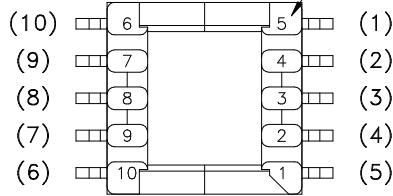


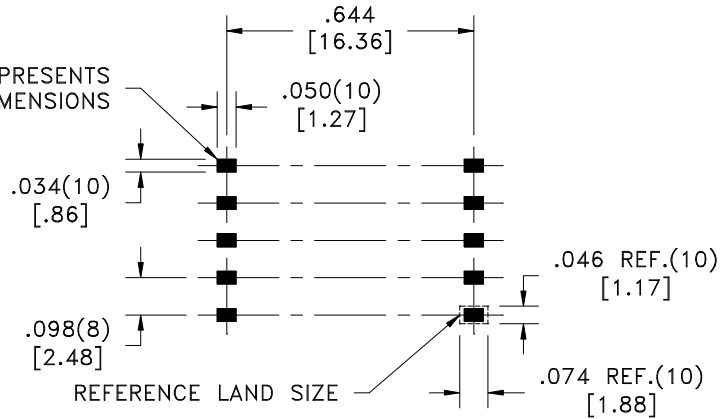
SOLDER SUFFIX	CUSTOMER TERMINAL	RoHS	LEAD(Pb)-FREE
LF1	Sn96%, Ag4%	Yes	Yes

TERM. NO.'s FOR REF. ONLY
CUSTOMER TERM. NO.'s IN ()



Customer to tie terminals
4+5 & 6+7 internally on PC Board.

AREA REPRESENTS
TERMINAL PAD DIMENSIONS



ELECTRICAL SPECIFICATIONS @ 25°C unless otherwise noted:

- D.C. RESISTANCE (@20°C):
5-6, 0.032 ohms ±20%.
4-7, 0.032 ohms ±20%.
1-10, 0.285 ohms ±20%.
- DIELECTRIC RATING: 500VAC, 1 minute tested by applying 625VAC for 1 second between 5-1(tie 4+5, 6+7).
- INDUCTANCE: 5uH ±10%, 100kHz, 100mVAC, 5-6(tie 4+5, 6+7), Ls.
- TURNS RATIO: (1-10):(5-6) = 4:1, tie(4+5, 6+7), ±1%.
- (6B) OPERATING TEMPERATURE RANGE: -40°C to +125°C.

DETAILS SUBJECT TO CHANGE

Unless otherwise specified: Tolerances: Angles: ±1° Fractions: ±1/64 Decimals: ±.005[.13]	DRAWING TITLE TRANSFORMER	Midcom  www.midcom-inc.com	
	eiSos p/n: 750032489	DRAWING NO. 32489R-LF1	REV. 6C 4/09
This drawing is dual dimensioned. Dimensions in brackets are in millimeters.	REVISIONS: SEE SHEET 1	SCALE ---	SHEET 2 OF 5

DWG.# 32489R-LF1