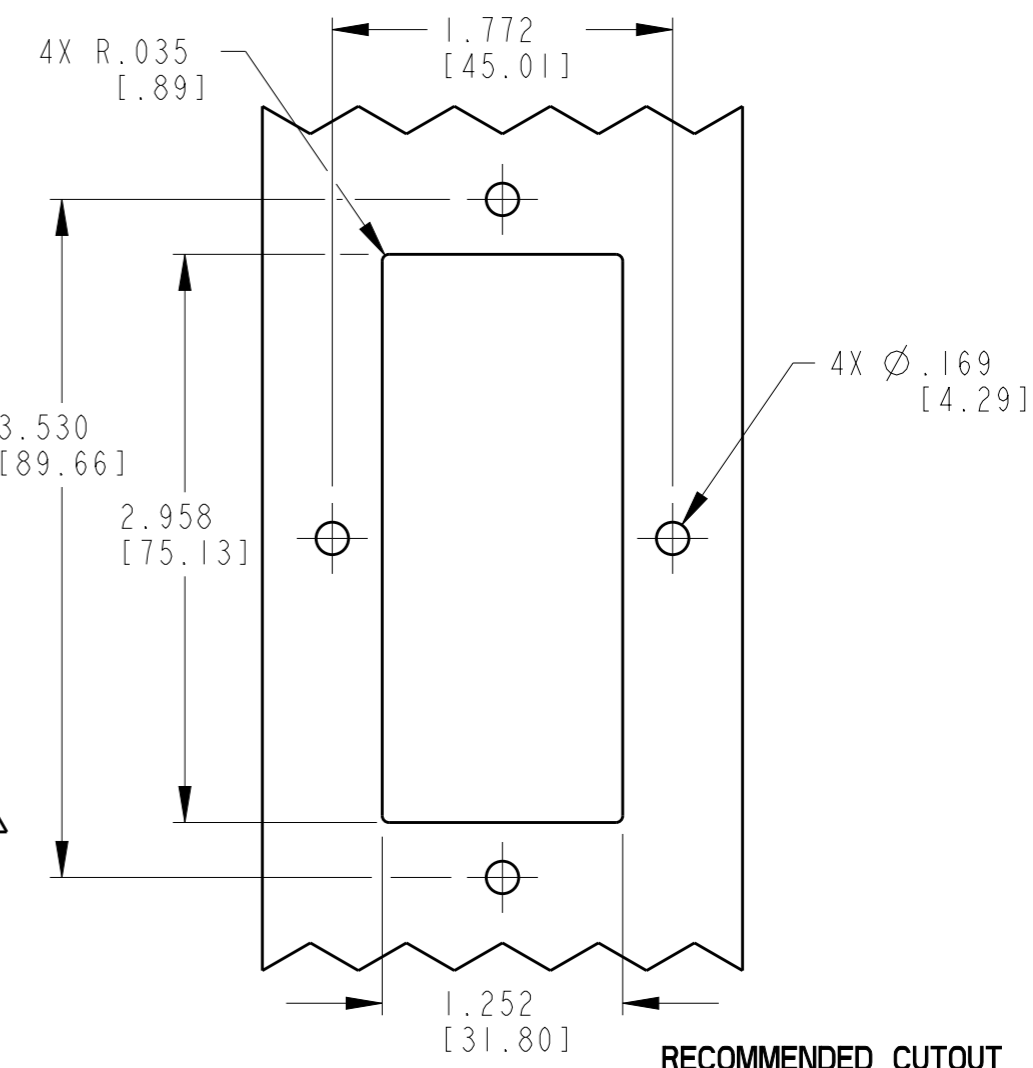
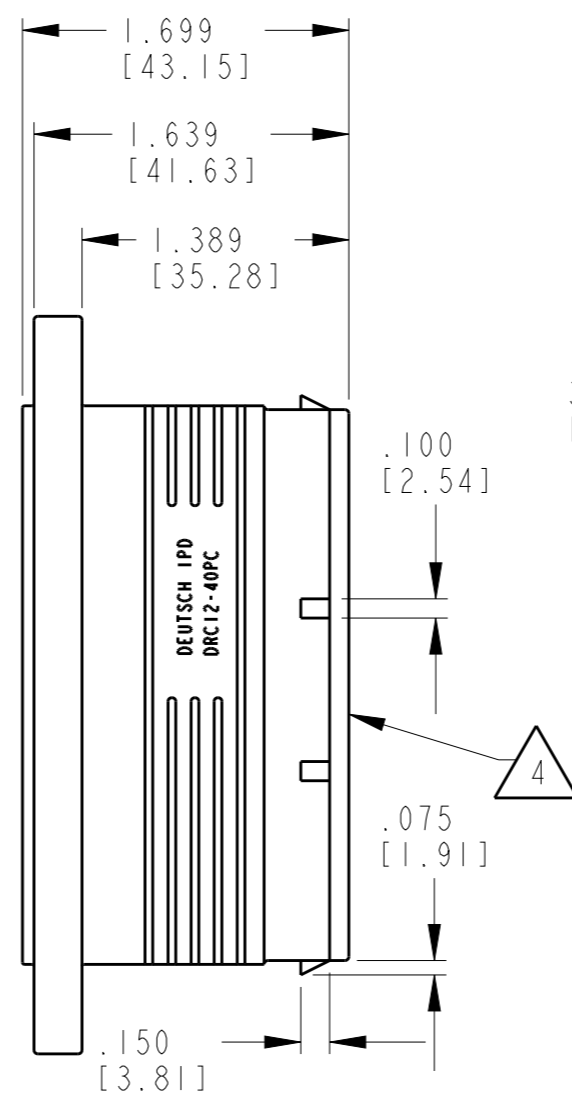
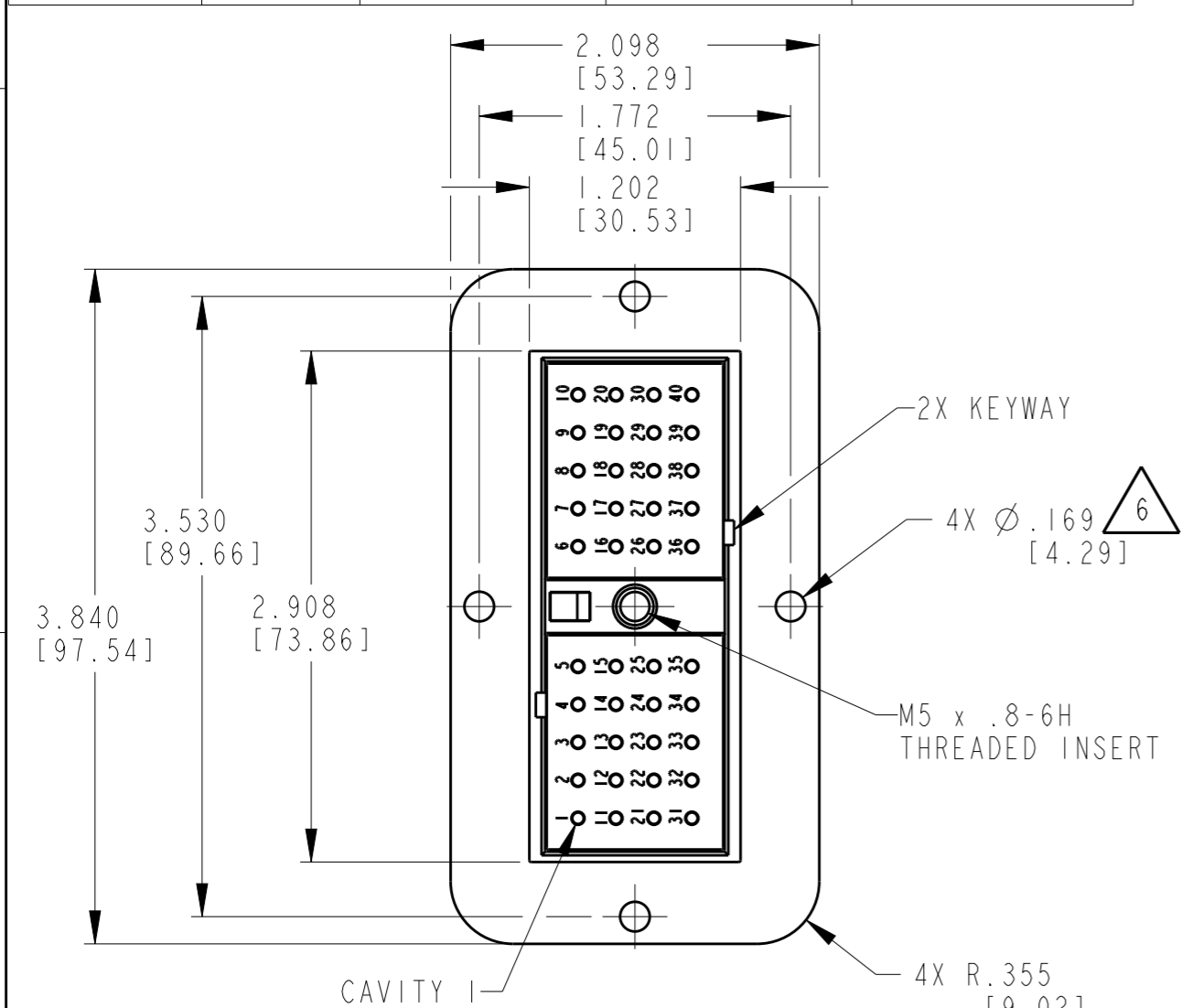


THIS DRAWING IS UNPUBLISHED
 RELEASED FOR PUBLICATION 2017
 © COPYRIGHT 2017 BY - TE CONNECTIVITY ALL RIGHTS RESERVED.

REVISIONS					
P	LTR	DESCRIPTION	DATE	DWN	APVD
	E	REVISED PER PCN E-17-013222	06JUN2017	CM	DM

SEAL TYPE	CONTACT SIZE	MIN. INSUL. OD [mm]	MAX. INSUL. OD [mm]	WIRE RANGE [mm ²] REF ONLY
4	NORMAL	.100 [2.540]	.134 [3.404]	14-20 AWG [2.0-.50]
E	E	.053 [1.346]	.120 [3.048]	14-20 AWG [2.0-.50]



TE INTERNAL PN	DEUTSCH PN
DRC12-40PC	DRC12-40PC
DRC12-40PCE	DRC12-40PCE

4. WHEN X = E: MARK LETTER "E" ON WELD CAP IDENTIFIES "E" WIRE SEAL.
3. THIS RECEPTACLE MATES WITH DRC16-40S-XXXX; DRC18-40SC-XXXX PLUGS. (XXXX= ALL MODIFICATIONS) CONSULT FACTORY FOR MODS.
2. FOR CONTACT AND WIRE PERFORMANCE AND APPLICATION CHARACTERISTICS, SEE DRAWING 0425-015-0000.
1. RECEPTACLE IS SUPPLIED WITH DUST CAP (NOT SHOWN).

6. RECOMMENDED SCREW: 8-32 [M4]. TORQUE: 20-25 IN-LB [2.26-2.82 Nm].
5. MATERIAL: HOUSING: PLASTIC; GROMMET: RUBBER; INSERT: STEEL.

NOTES:

THIS DRAWING IS A CONTROLLED DOCUMENT.		DWN D. MEYER 09AUG1999	TE Connectivity	
DIMENSIONS: INCHES [mm]		CHK D. HASIBUAN 26SEP2011		
TOLERANCES UNLESS OTHERWISE SPECIFIED:		APVD D. MEYER 27OCT2011	NAME RECEPTACLE, FLANGED 40 SIZE 16 DRC SERIES KEY ARRANGEMENT -C-	
0 PLC ± 1 PLC ± 2 PLC ± 3 PLC ±.025 [.635] 4 PLC ± ANGLES ±0°30'0"		PRODUCT SPEC -	SIZE A3	
MATERIAL		APPLICATION SPEC -	CAGE CODE 4AFU8	DRAWING NO DRC12-40PCX
FINISH -		WEIGHT -	RESTRICTED TO -	SCALE 1:1
5		CUSTOMER DRAWING	SHEET 1	OF 1
			REV E	