


Introduction



Designed for the automotive industry, AMP SUPERSEAL connectors meet the sealing requirements outlined in IEC 529 and DIN 40050 I.P 6.7 specifications.

The cap and plug connector housings incorporate pre-assembled secondary locks to help insure correct and complete contact insertion into the housing and helps prevent the contacts from backing out during mating. The secondary lock cannot be closed if the contacts are not correctly inserted into the connector housing.

Cavity plugs are available for sealing unused connector cavities.

The double spring contact design (main spring and auxiliary anti-overstress spring) insure low insertion and high contact forces.

Advantages

- Compact system minimizes packaging requirements
- Sealing reliability proven under harsh conditions
- Designed for ease of manual harness assembly, engine mounting and under hood environments

Applications

- Wire-to-Board (1.0 mm) and ECU applications, under hood or any location where sealing is required
- Suitable for automotive, truck, bus, or off-road vehicles

Receptacle Contacts and Cavity Plug

Technical Features

Wire Size Range:

0.5 up to 1.25 mm²

Insulation Diameter:

1.6–2.2 mm

(Larger allowed on limited basis, contact Product Engineering)

Contact Material:

Copper Alloy

Contact Finish:

Gold over Nickel (contact part)

Tin over Nickel (crimp area)

Housing Material:

PBT/PET

Temperature Range:

–40 °C up to +125 °C

Current Carrying Capacity:

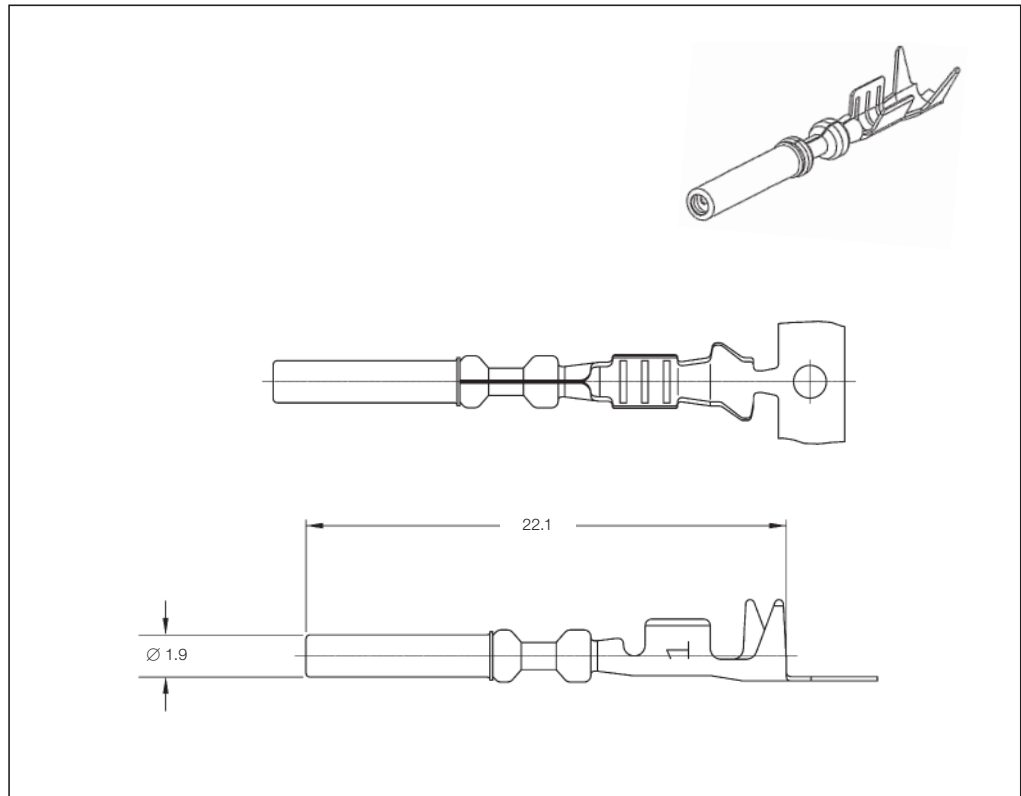
See Product Specification

Product Specification:

108-78140

Application Specification:

114-78011, 114-78013



1.0 mm Receptacle Contacts

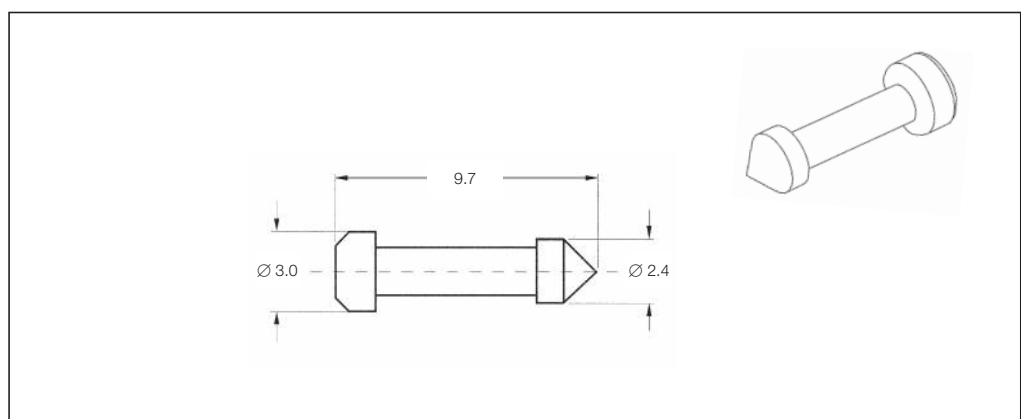
Wire Size Range (mm ²)	Insulation Diameter (mm)	Material and Finish	Part Numbers				Applicator ♦	Hand Tool
			Strip Form	Package Quantity	Loose-Piece	Package Quantity		
0.5	1.6–2.2	Copper Alloy Gold over Nickel (Contact Part) Tin over Nickel (Crimp Area)	3-1447221-4	–	–	–	x-1463174-x	1454509-2
0.75–1.25	1.8–2.4	Copper Alloy Gold over Nickel (Contact Part) Tin over Nickel (Crimp Area)	3-1447221-3	–	–	–	x-1463173-x	1454509-1

All part numbers are RoHS and ELV compliant.

♦) The pre- and suffix for the applicators depends on the applied termination equipment.

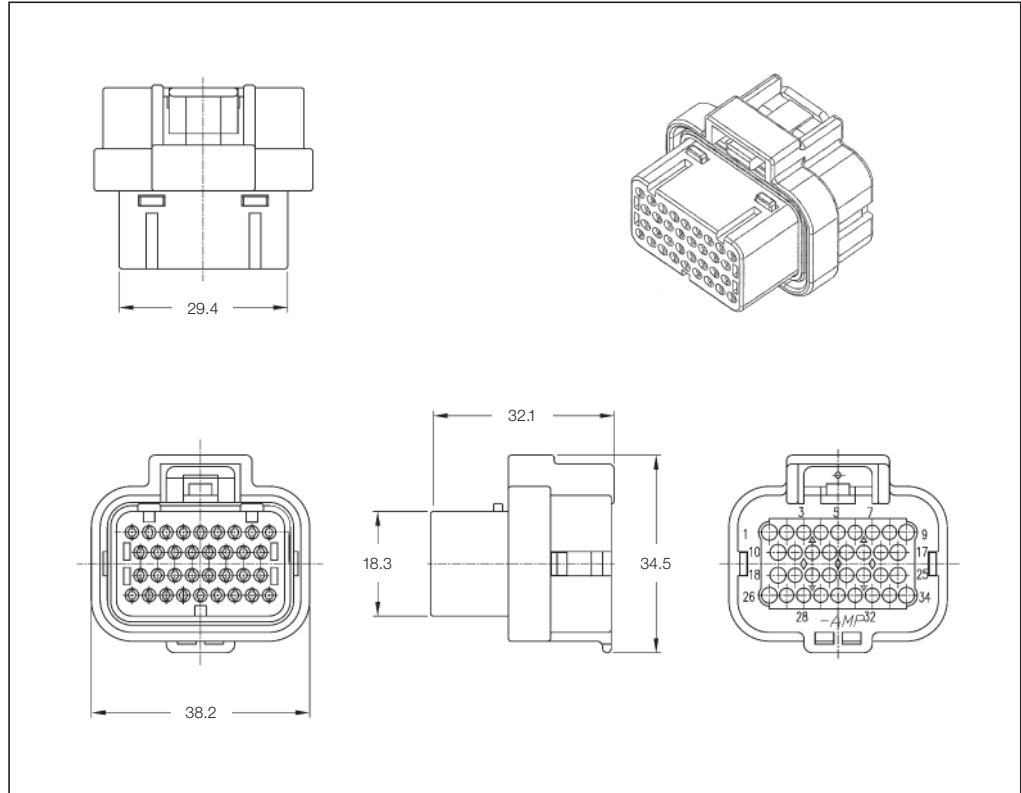
Cavity Plug

Part No. 4-1437284-3



Plug Housing Assembly

**Plug Housing Assembly
for 1.0 mm Receptacle
Contacts**



Plug Housing Assembly

No. of Positions	Part Number	Keying Type	Locking
26	3-1437290-7	1	Single
	3-1437290-8	2	Single
	1473416-1	3	Single
	1473416-2	4	Single
	2-1437285-2	1	Double
	1-1447232-7	2	Double
	1473712-1*	1 (2 Row)	Single
	1473712-2**	1 (2 Row)	Single
34	4-1437290-0	1	Single
	4-1437290-1	2	Single
	2-1437285-3	1	Double
	3-1437290-9	2	Double

*) for Insulation Diameter 1.6–2.2 mm

**) for Insulation Diameter 2.0–2.4 mm

Pin Headers

Technical Features

Contact Material:

Brass

Contact Finish:

Gold over Ni (mating part)
 Tin-lead over Ni (soldering part)

Housing Material:

PBT/PET

Temperature Range:

-40 °C up to +125 °C

Current Carrying Capacity:

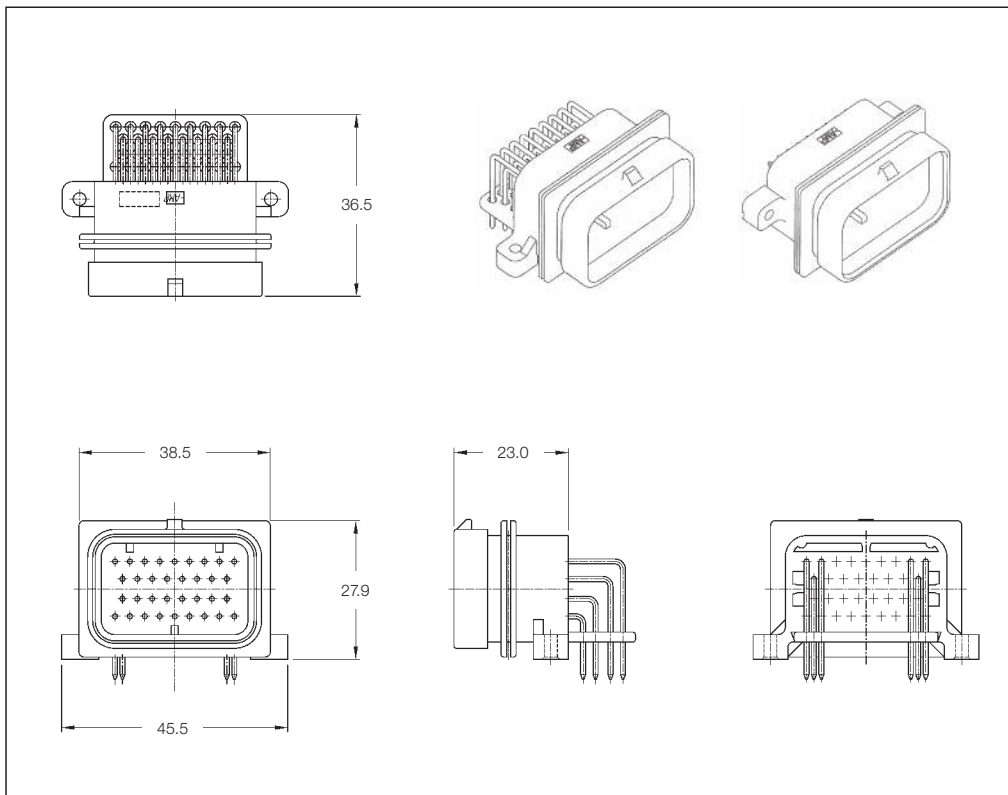
See Product Specification

Product Specification:

108-78140

Application Specification:

114-78011



Pin Header Assembly

No. of Positions	Part Number Tin Plating*	Keying Type	Locking	Part Number Mateable Plug Housing	
26	9-6437287-8	1 (4 Row)	Upper	3-1437290-7	
	9-6437287-9	2 (4 Row)	Upper	3-1437290-8	
	6473423-1	3 (4 Row)	Upper	1473416-1	
	6473423-2	4 (4 Row)	Upper	1473416-2	
	5-6447223-0	1 (4 Row)	Lower	3-1437290-7	
	6437288-4	2 (4 Row)	Lower	3-1437290-8	
	2-6437285-8	1 (4 Row)	Double	2-1437285-2	
	2-6437285-9	2 (4 Row)	Double	1-1447232-7	
	6437288-6	1 (4 Row, Vertical)	Upper	3-1437290-7	
	6473418-1	2 (4 Row, Vertical)	Upper	3-1437290-8	
	6473418-2	3 (4 Row, Vertical)	Upper	1473416-1	
	6473711-1	1 (2 Row)	Upper	1473712-1	1473712-2
	6473711-2	1 (2 Row)	Lower		
	34	6437288-1	1 (4 Row)	Upper	4-1437290-0
6437288-2		2 (4 Row)	Upper	4-1437290-1	
2-6437285-5		1 (4 Row)	Lower	4-1437290-0	
2-6437285-6		2 (4 Row)	Lower	4-1437290-1	
3-6437285-0		1 (4 Row)	Double	2-1437285-3	
3-6437285-1		2 (4 Row)	Double	3-1437290-9	
2-6447232-3		1 (4 Row, Vertical)	Upper	4-1437290-0	
2-6447232-4		2 (4 Row, Vertical)	Upper	4-1437290-1	
60	6437288-3	1 (4 Row)	Upper	4-1437290-0 (34P),	3-1437290-7 (26P)
	6473427-1	2 + 3 (4 Row)	Upper	4-1437290-1 (34P),	1473416-1 (26P)
	6437288-5	1 (4 Row)	Lower	4-1437290-0 (34P),	3-1437290-7 (26P)
	3-6437285-2	1 (4 Row)	Double	2-1437285-3 (34P),	2-1437285-2 (26P)

*) These are alternative products for tin-lead plating products.
 Tin-lead plating product has been stopped to sell due to supporting lead-free policies.