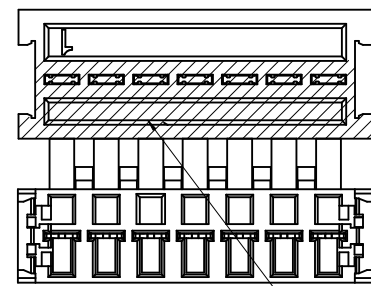
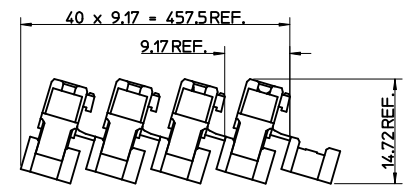


CCT	DIM A	DIM B
3	5.0	9.875
4	7.5	12.375
5	10.0	14.875
6	12.5	17.375
7	15.0	19.875
8	17.5	22.375
9	20.0	24.875
10	22.5	27.375
11	25.0	29.875
12	27.5	32.375
13	30.0	34.875
14	32.5	37.375
15	35.0	39.875
16	37.5	42.375
17	40.0	44.875
18	42.5	47.375
19	45.0	49.875
20	47.5	52.375

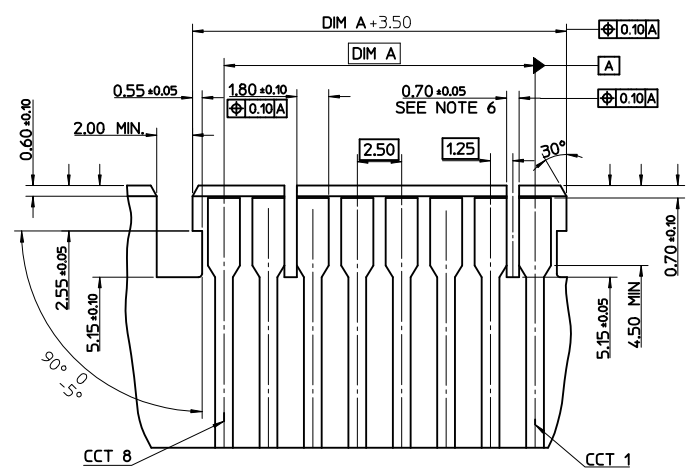
- NOTES:
1. MATERIAL: HOUSING - NYLON PA6 COLOUR: NATURAL
TERMINAL - COPPER ALLOY
 2. PLATING: TIN
 3. PRODUCT CONFORMS TO PRODUCT SPECIFICATION PS-92336-0010
 4. APPLICATION SPECIFICATION AS-99033-0008
 5. SEE SUBSEQUENT SHEETS FOR PART NUMBERS
 6. POLARISING RIBS ARE RECOMMENDED WITH THIS PRODUCT.
SEE CONFIGURATIONS ON FOLLOWING SHEETS FOR OPTIONAL POLARISING RIB POSITION(S) FOR EACH CCT SIZE.
RECOMMENDED: 3CCT TO 6 CCT HAVE ONE POLARISING RIB
7CCT TO 20 CCT HAS TWO POLARISING RIBS
 7. COLOR STRIPE IS OPTIONAL. AVAILABLE IN THE FOLLOWING COLORS: BLACK, RED, BLUE, GREEN
 8. NO CODING KEY 'a', AS LATCH REPLACES FIRST AND LAST CODING KEY.
 9. REFER TO PACKAGING SPECIFICATION: PK-90871-001
 10. THE POSITIONAL RIB SLOT CAN BE PLACED BETWEEN ANY TWO CIRCUITS TO SUIT MATING CONNECTOR. ABOVE SKETCH SHOWS A PARTICULAR EXAMPLE



COLOR STRIPE TO BE WITHIN SHADED AREA (OPTIONAL) SEE NOTE 7.



SHIPPING ARRANGEMENT



EXAMPLE OF PCB LAYOUT FOR CONNECTOR SHOWN ABOVE
 - 8CCT WITH POLARISING RIB BETWEEN CCT 1&2 AND 6&7
 - RECOMMENDED PCB THICKNESS: 1.50±0.14mm

ADDED PART NUMBER EC NO: IPG2012-0418 DRAWN:LRICE 2012/03/15 CHKD: APPR:EFOLAN 2012/04/11	QUALITY SYMBOLS ▽=0 ▽=0	GENERAL TOLERANCES (UNLESS SPECIFIED)		DIMENSION STYLE MM ONLY		SCALE 5:1	DESIGN UNITS METRIC	THIRD ANGLE PROJECTION	
		m/m	INCH	DRAWN BY N. MCNAMA	DATE 2004/09/07	TITLE 2.5MM SIGNAL W/SIDE LATCHES (2.5 & 5MM TERM PITCH)	MOLEX INCORPORATED		
DESCRIPTION	4 PLACES ±---	±---	±---	CHECKED BY J DENNEHY	DATE 2004/09/08	MATERIAL NO. SD-92339-001			
	3 PLACES ±0.10	±---	±---	APPROVED BY BMAGUIRE	DATE 2011/04/19				
	2 PLACES ±0.10	±---	±---	DRAFT WHERE APPLICABLE MUST REMAIN WITHIN DIMENSIONS		SEE SHEET 2-4			
	1 PLACE ±0.2	±---	±---	THIS DRAWING CONTAINS INFORMATION THAT IS PROPRIETARY TO MOLEX INCORPORATED AND SHOULD NOT BE USED WITHOUT WRITTEN PERMISSION					
ANGULAR ± 2°									

2 CIRCUIT

MOLEX PART NO.	HOUSING PART NO.	TERMINAL VOID POSITION	REMOVED POSITION KEYS	CONFIGURATION (SEE NOTE 1)	POLARIZING RIB BETWEEN	COLOUR STRIPE
92339-9001	92340-0103	CCT 2	a d		CCT 1&2	NONE
92339-9002	92340-0203	CCT 2	a d		CCT 2&3	NONE
92339-9003	92340-0003	CCT 2	a d		NONE	NONE
92339-9004	92340-0103	CCT 2	a c d		CCT 1&2	RED
92339-9005	92340-0103	CCT 2	a b d		CCT 1&2	GREEN
92339-9006	92340-0203	CCT 2	a c d		CCT 2&3	BLUE
92339-9007	92340-0203	CCT 2	a b d		CCT 2&3	BLACK
92339-9008	92340-0103	CCT 2	a c d		CCT 1&2	NONE
92339-9009	92340-0203	CCT 2	a c d		CCT 2&3	NONE
92339-9010	92340-0203	CCT 2	a b d		CCT 2&3	NONE
92339-9011	92340-0103	CCT 2	a b d		CCT 1&2	NONE
92339-9013	92340-0103	CCT 2	a c d		CCT 1&2	BLUE
92339-9014	92340-0203	CCT 2	a d		CCT 2&3	GREEN

3 CIRCUIT

MOLEX PART NO.	HOUSING PART NO.	TERMINAL VOID POSITION	REMOVED POSITION KEYS	CONFIGURATION (SEE NOTE 1)	POLARIZING RIB BETWEEN	COLOUR STRIPE
92339-0001	92340-0103	NONE	a d		CCT 1&2	NONE
92339-0002	92340-0003	NONE	a c d		NONE	NONE
92339-0003	92340-0203	NONE	a d		CCT 2&3	NONE
92339-0004	92340-0103	NONE	a c d		CCT 1&2	NONE
92339-0005	92340-0103	NONE	a b d		CCT 1&2	NONE
92339-0006	92340-0203	NONE	a d		CCT 2&3	BLACK
92339-0007	92340-0103	NONE	a d		CCT 1&2	RED
92339-0008	92340-0103	CCT 2	a d		CCT 1&2	GREEN

4 CIRCUIT

MOLEX PART NO.	HOUSING PART NO.	TERMINAL VOID POSITION	REMOVED POSITION KEYS	CONFIGURATION (SEE NOTE 1)	POLARIZING RIB BETWEEN	COLOUR STRIPE
92339-0501	92340-0104	NONE	a e		CCT 1&2	NONE
92339-0502	92340-0004	NONE	a e		NONE	NONE
92339-0503	92340-0004	CCT 3	a b e		NONE	RED
92339-0504	92340-0004	NONE	a d e		NONE	BLACK
92339-0505	92340-0004	NONE	a d e		NONE	NONE
92339-0506	92340-0004	CCT 3	a b e		NONE	NONE
92339-0507	92340-0104	NONE	a e		CCT 1&2	BLACK
92339-0508	92340-0004	NONE	a e		NONE	RED
92339-0509	92340-0104	NONE	a c e		CCT 1&2	NONE
92339-0510	92340-0304	NONE	a e		CCT 3&4	NONE
92339-0511	92340-0004	CCT 3	NONE		NONE	GREEN

5 CIRCUIT

MOLEX PART NO.	HOUSING PART NO.	TERMINAL VOID POSITION	REMOVED POSITION KEYS	CONFIGURATION (SEE NOTE 1)	POLARIZING RIB BETWEEN	COLOUR STRIPE
92339-1001	92340-0205	NONE	a f		CCT 2&3	NONE
92339-1002	92340-0105	NONE	a f		CCT 1&2	NONE
92339-1003	92340-0205	NONE	a f		CCT 2&3	BLACK
92339-1004	92340-0105	CCT 4	a f		CCT 1&2	GREEN
92339-1005	92340-0305	NONE	a f		CCT 3&4	RED
92339-1006	92340-0305	CCT 2	a f		CCT 3&4	BLUE

- NOTES**
- + DENOTES TERMINAL VOIDED POSITION
 - ⊕ DENOTES TERMINAL LOADED POSITION
 - | DENOTES POLARIZING RIB POSITION

SEE SHEET 1 ELEC NO: IPC2012-0418 DRAWN BY: DRW:NR/ICE CHKD: APPR:EFOLAN 2012/03/15 2012/04/11	QUALITY SYMBOLS ▽=0 ▽=0	GENERAL TOLERANCES (UNLESS SPECIFIED) mm INCH 4 PLACES ± --- ± --- 3 PLACES ± 0.10 ± --- 2 PLACES ± 0.2 ± --- 1 PLACE ± 0.2 ± --- ANGULAR ± 2°	DIMENSION STYLE MM ONLY	SCALE 1:1	DESIGN UNITS METRIC	THIRD ANGLE PROJECTION	
	DRAWN BY: N.MCNAMEA DATE: 2004/09/07	CHECKED BY: JDENNEHY DATE: 2004/09/08	APPROVED BY: BMAGUIRE DATE: 2011/04/19	MATERIAL NO.	DOCUMENT NO.	MOLEX INCORPORATED	SHEET NO.
	DRAFT WHERE APPLICABLE MUST REMAIN WITHIN DIMENSIONS			SEE CHARTS	SD-92339-001	2.5MM SIGNAL W/SIDE LATCHES (2.5 & 5MM TERM PITCH)	2 OF 4
	THIS DRAWING CONTAINS INFORMATION THAT IS PROPRIETARY TO MOLEX INCORPORATED AND SHOULD NOT BE USED WITHOUT WRITTEN PERMISSION						

6 CIRCUIT						
MOLEX PART NO.	HOUSING PART NO.	TERMINAL VOID POSITION	REMOVED POSITION KEYS	CONFIGURATION (SEE NOTE 1)	POLARIZING RIB BETWEEN	COLOUR STRIPE
92339-1501	92340-0206	NONE	a g		CCT 2&3	NONE
92339-1502	92340-0506	NONE	a g		CCT 5&6	NONE
92339-1503	92340-0206	NONE	a g		CCT 2&3	BLACK
92339-1504	92340-0206	NONE	a g		CCT 2&3	BLUE
92339-1505	92340-0106	NONE	a g		CCT 1&2	NONE
92339-1506	92340-0406	NONE	a g		CCT 4&5	NONE
92339-1507	92340-0006	NONE	a g		NONE	NONE
92339-1508	92340-0406	CCT 3, 5	a g		CCT 4&5	GREEN
92339-1509	92340-0406	NONE	a g		CCT 4&5	RED

7 CIRCUIT						
MOLEX PART NO.	HOUSING PART NO.	TERMINAL VOID POSITION	REMOVED POSITION KEYS	CONFIGURATION (SEE NOTE 1)	POLARIZING RIB BETWEEN	COLOUR STRIPE
92339-2001	92340-2307	NONE	a h		CCT 1&2 & CCT 5&6	NONE
92339-2002	92340-0107	CCT 2	a h		CCT 1&2	NONE
92339-2003	92340-0207	NONE	a h		CCT 2&3	BLACK
92339-2004	92340-0507	NONE	a h		CCT 5&6	NONE
92339-2005	92340-0207	CCT 2&4	a h		CCT 2&3	NONE

8 CIRCUIT						
MOLEX PART NO.	HOUSING PART NO.	TERMINAL VOID POSITION	REMOVED POSITION KEYS	CONFIGURATION (SEE NOTE 1)	POLARIZING RIB BETWEEN	COLOUR STRIPE
92339-2501	92340-2408	NONE	a i		CCT 1&2 & CCT 6&7	NONE
92339-2502	92340-2408	CCT 2, 5	a i		CCT 1&2 & CCT 6&7	NONE
92339-2503	92340-2408	CCT 2	a i		CCT 1&2 & CCT 6&7	NONE
92339-2504	92340-0208	NONE	a i		CCT 2&3	NONE
92339-2505	92340-0208	CCT 2, 5	a i		CCT 2&3	NONE
92339-2506	92340-0108	NONE	a i		CCT 1&2	NONE
92339-2507	92340-0308	NONE	a i		CCT 3&4	NONE
92339-2508	92340-0308	NONE	a i		CCT 3&4	RED

NOTES
 1 + DENOTES TERMINAL VOIDED POSITION
 ⊕ DENOTES TERMINAL LOADED POSITION
 | DENOTES POLARIZING RIB POSITION

SEE SHEET 1 ELEC NO: IPG2012-0418 D DORN/LR/ICE CHKD: APPROVED/LAN REV	QUALITY SYMBOLS ▽=0 ▽=0	GENERAL TOLERANCES (UNLESS SPECIFIED) mm INCH 4 PLACES ± --- ± --- 3 PLACES ± 0.10 ± --- 2 PLACES ± 0.10 ± --- 1 PLACE ± 0.2 ± --- ANGULAR ± 2°	DIMENSION STYLE MM ONLY	SCALE 5:1	DESIGN UNITS METRIC	THIRD ANGLE PROJECTION	
	DRAWN BY N.MCNAME 2004/09/07	CHECKED BY J.DENNEHY 2004/09/08	APPROVED BY BMAGUIRE 2011/04/19	MATERIAL NO.	DOCUMENT NO. SD-92339-001	SHEET NO. 3 OF 4	TITLE 2.5MM SIGNAL W/SIDE LATCHES (2.5 & 5MM TERM PITCH)
	DRAFT WHERE APPLICABLE MUST REMAIN WITHIN DIMENSIONS						SEE CHART
	THIS DRAWING CONTAINS INFORMATION THAT IS PROPRIETARY TO MOLEX INCORPORATED AND SHOULD NOT BE USED WITHOUT WRITTEN PERMISSION						MOLEX INCORPORATED

9 CIRCUIT

MOLEX PART NO.	HOUSING PART NO.	TERMINAL VOID POSITION	REMOVED POSITION KEYS	CONFIGURATION (SEE NOTE 1)	POLARIZING RIB BETWEEN	COLOUR STRIPE
92339-3001	92340-2509	NONE	a j		CCT 1&2 & CCT 7&8	NONE
92339-3426	92340-2509	CCT 2, 4, 6, 8	a j		CCT 1&2 & CCT 7&8	NONE
92339-3003	92340-0209	CCT 2	a j		CCT 2&3	GREEN
92339-3004	92340-0209	CCT 2, 4, 6	a j		CCT 2&3	BLACK
92339-3005	92340-0309	CCT 2, 5, 7	a j		CCT 3&4	GREY
92339-3006	92340-0209	None	a j		CCT 2&3	BLACK
92339-3007	92340-0209	CCT 3, 5, 7	a j		CCT 2&3	GREEN
92339-3008	92340-0309	CCT 2, 5, 7	a j		CCT 3&4	GREY
92339-3009	92340-0209	CCT 3, 5, 8	a j		CCT 2&3	GREEN
92339-3010	92340-0409	CCT 3, 5, 7	a j		CCT 4&5	RED

12 CIRCUIT

MOLEX PART NO.	HOUSING PART NO.	TERMINAL VOID POSITION	REMOVED POSITION KEYS	CONFIGURATION (SEE NOTE 1)	POLARIZING RIB BETWEEN	COLOUR STRIPE
92339-4501	92340-2812	NONE	a m		CCT 1&2 & CCT 10&11	NONE
92339-4502	92340-2812	CCT 2, 5, 8, 10	a m		CCT 1&2 & CCT 10&11	NONE
92339-4503	92340-0212	NONE	a m		CCT 2&3	NONE
92339-4504	92340-0212	CCT 2, 5, 8, 10	a m		CCT 2&3	NONE
92339-4505	92340-0212	NONE	a m		CCT 2&3	BLACK
92339-4506	92340-1112	NONE	a m		CCT 11&12	NONE

14 CIRCUIT

MOLEX PART NO.	HOUSING PART NO.	TERMINAL VOID POSITION	REMOVED POSITION KEYS	CONFIGURATION (SEE NOTE 1)	POLARIZING RIB BETWEEN	COLOUR STRIPE
92339-5501	92340-3014	NONE	a o		CCT 1&2 & CCT 12&13	NONE

15 CIRCUIT

MOLEX PART NO.	HOUSING PART NO.	TERMINAL VOID POSITION	REMOVED POSITION KEYS	CONFIGURATION (SEE NOTE 1)	POLARIZING RIB BETWEEN	COLOUR STRIPE
92339-6001	92340-3115	NONE	a p		CCT 1&2 & CCT 13&14	NONE
92339-6426	92340-3115	CCT 2, 4, 6, 8, 10, 12, 14	a p		CCT 1&2 & CCT 13&14	NONE

16 CIRCUIT

MOLEX PART NO.	HOUSING PART NO.	TERMINAL VOID POSITION	REMOVED POSITION KEYS	CONFIGURATION (SEE NOTE 1)	POLARIZING RIB BETWEEN	COLOUR STRIPE
92339-6501	92340-3216	NONE	a q		CCT 1&2 & CCT 14&15	NONE

17 CIRCUIT

MOLEX PART NO.	HOUSING PART NO.	TERMINAL VOID POSITION	REMOVED POSITION KEYS	CONFIGURATION (SEE NOTE 1)	POLARIZING RIB BETWEEN	COLOUR STRIPE
92339-7001	92340-3317	NONE	a r		CCT 1&2 & CCT 15&16	NONE
92339-7002	92340-6617	CCT 2, 4, 5, 6, 8, 10, 12, 14, 16	a r		CCT 3&4 & CCT 15&16	NONE

18 CIRCUIT

MOLEX PART NO.	HOUSING PART NO.	TERMINAL VOID POSITION	REMOVED POSITION KEYS	CONFIGURATION (SEE NOTE 1)	POLARIZING RIB BETWEEN	COLOUR STRIPE
92339-7501	92340-3418	NONE	a s		CCT 1&2 & CCT 16&17	NONE

19 CIRCUIT

MOLEX PART NO.	HOUSING PART NO.	TERMINAL VOID POSITION	REMOVED POSITION KEYS	CONFIGURATION (SEE NOTE 1)	POLARIZING RIB BETWEEN	COLOUR STRIPE
92339-8001	92340-3519	NONE	a t		CCT 1&2 & CCT 17&18	NONE

20 CIRCUIT

MOLEX PART NO.	HOUSING PART NO.	TERMINAL VOID POSITION	REMOVED POSITION KEYS	CONFIGURATION (SEE NOTE 1)	POLARIZING RIB BETWEEN	COLOUR STRIPE
92339-8501	92340-3620	NONE	a u		CCT 1&2 & CCT 18&19	NONE

13 CIRCUIT

MOLEX PART NO.	HOUSING PART NO.	TERMINAL VOID POSITION	REMOVED POSITION KEYS	CONFIGURATION (SEE NOTE 1)	POLARIZING RIB BETWEEN	COLOUR STRIPE
92339-5001	92340-2913	NONE	a n		CCT 1&2 & CCT 11&12	NONE

10 CIRCUIT

MOLEX PART NO.	HOUSING PART NO.	TERMINAL VOID POSITION	REMOVED POSITION KEYS	CONFIGURATION (SEE NOTE 1)	POLARIZING RIB BETWEEN	COLOUR STRIPE
92339-3501	92340-2610	NONE	a k		CCT 1&2 & CCT 8&9	NONE
92339-3502	92340-0910	NONE	a k		CCT 9&10	RED
92339-3503	92340-0910	NONE	a k		CCT 9&10	NONE
92339-3504	92340-0210	NONE	a k		CCT 2&3	NONE
92339-3505	92340-0210	NONE	a k		CCT 2&3	BLACK

11 CIRCUIT

MOLEX PART NO.	HOUSING PART NO.	TERMINAL VOID POSITION	REMOVED POSITION KEYS	CONFIGURATION (SEE NOTE 1)	POLARIZING RIB BETWEEN	COLOUR STRIPE
92339-4001	92340-2711	NONE	a l		CCT 1&2 & CCT 9&10	NONE

NOTES

- 1 + DENOTES TERMINAL VOIDED POSITION
- ⊕ DENOTES TERMINAL LOADED POSITION
- | DENOTES POLARIZING RIB POSITION

SEE SHEET 1 IEC NO: IPG202-0418 DRAWN BY: CE CHKD: D APPR: POLAN REV:	QUALITY SYMBOLS ▽=0 ▽=0	GENERAL TOLERANCES (UNLESS SPECIFIED) mm INCH 4 PLACES ± --- ± --- 3 PLACES ± 0.10 ± --- 2 PLACES ± 0.10 ± --- 1 PLACE ± 0.2 ± --- ANGULAR ± 2°	DIMENSION STYLE MM ONLY	SCALE 1:1	DESIGN UNITS METRIC	THIRD ANGLE PROJECTION	
	DRAWN BY: N. MCNAMA DATE: 2004/09/07 CHECKED BY: J. DENNEHY DATE: 2004/09/08 APPROVED BY: B. MUGUIRE DATE: 2011/04/19	TITLE 2.5MM SIGNAL W/SIDE LATCHES (2.5 & 5MM TERM PITCH)	MATERIAL NO. SD-92339-001	DOCUMENT NO. SD-92339-001	SHEET NO. 4 OF 4		
	DRAFT WHERE APPLICABLE MUST REMAIN WITHIN DIMENSIONS						SEE CHARTS
	THIS DRAWING CONTAINS INFORMATION THAT IS PROPRIETARY TO MOLEX INCORPORATED AND SHOULD NOT BE USED WITHOUT WRITTEN PERMISSION						