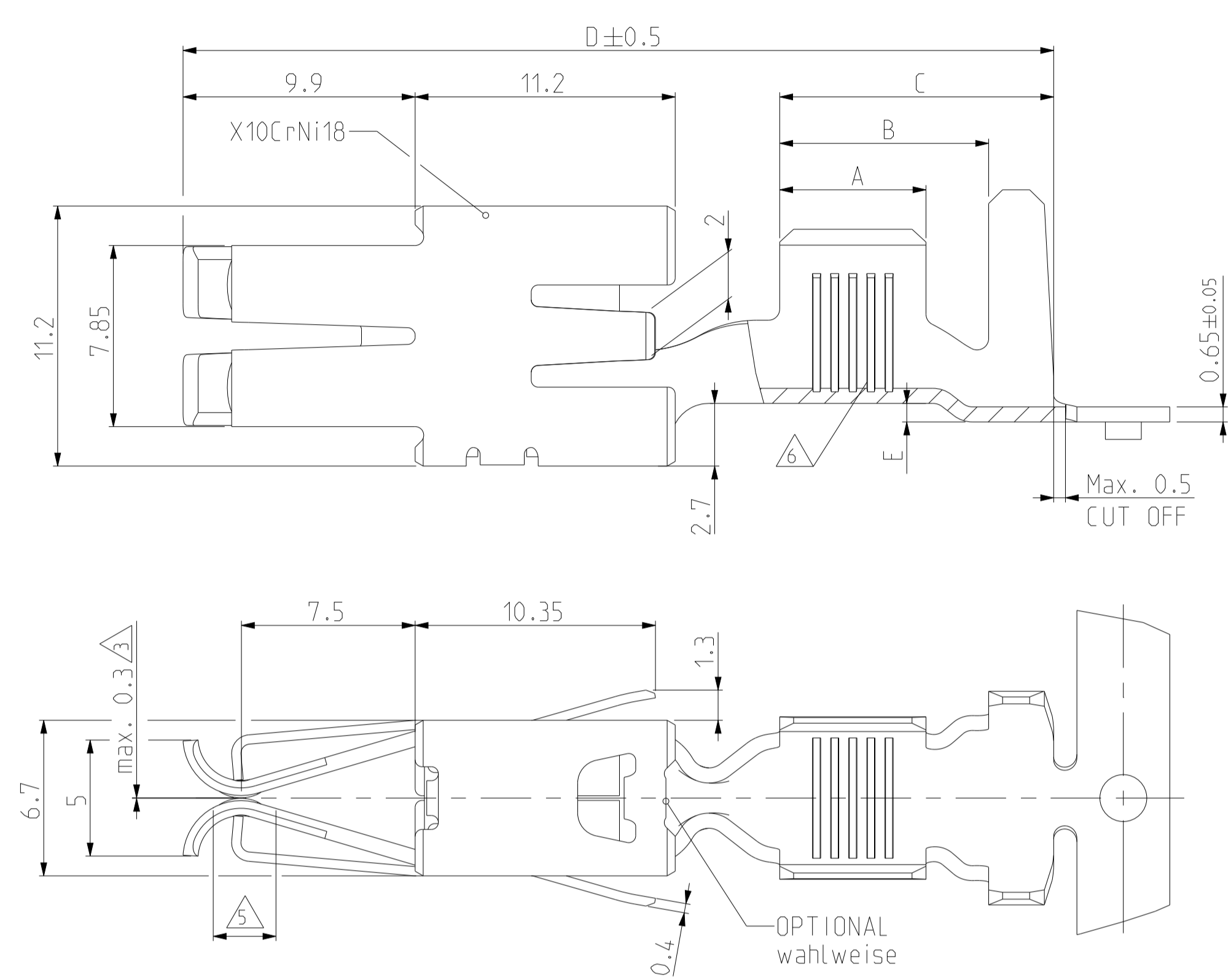


REVISIONS				
P	LTN	DESCRIPTION	DATE	APVD
A8	ECR-15-012070		13AUG2015	JJH BK
A9	ECR-16-014733		18OCT2016	GH MP
A10	ECR-19-016548		24OCT2019	JJH MP
A11	ECR-20-003355		20SEP2020	JPN MP

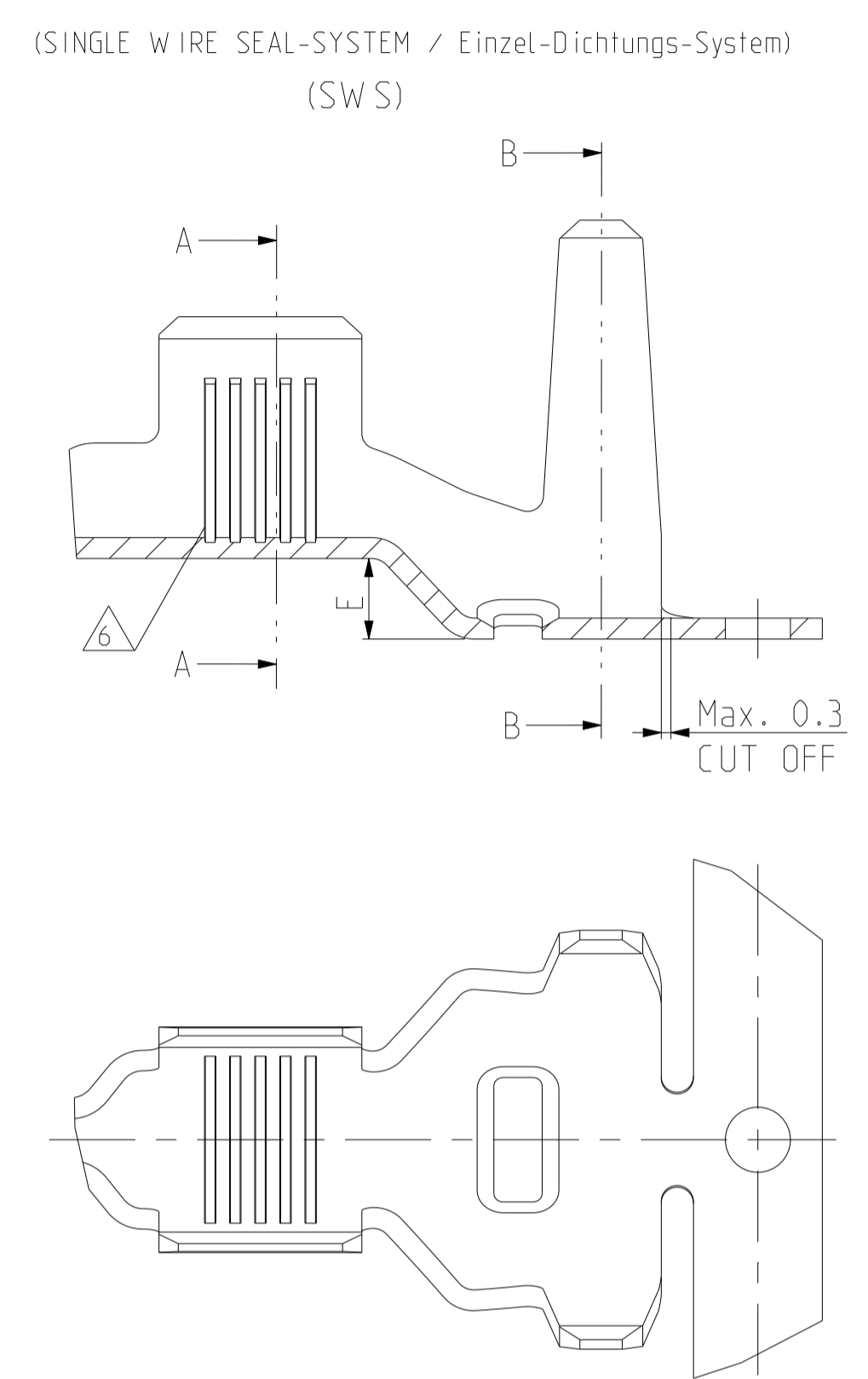
- 1 VERSION WITH REDUCED MATING FORCE
Ausfuehrung mit reduzierter Steckkraft
- 2 SUITABLE FOR TABS 8x1.2mm AND 9.5x1.2mm
Geeignet fuer Flachstecker 8x1.2mm und 9.5x1.2mm

- FOR CRITIZATION OF THE GAP-SIZE.
THE MATING-FORCE HAS PRIORITY
(<40N WITH TEST TAB ACC. TO PRODUCT SPEC).
Zur Beurteilung des Deffnungsmasses
ist die Steckkraft ausschlaggebend
(<40N mit der Pruefung tab nach produktspezifikation).
- 1-3µm TIN LAYER FOR HIGHER TEMPERATURE REQUIREMENTS.
1-3µm Zinnschicht fuer hoehere Temperaturanforderungen.
- CONTACT ZONE SELECTIVE PRE-SILVER PLATED MIN. 3µm; REST Ag FLASH
Kontaktzone selektiv voreisilbert min. 3µm; Rest Ag Blitz

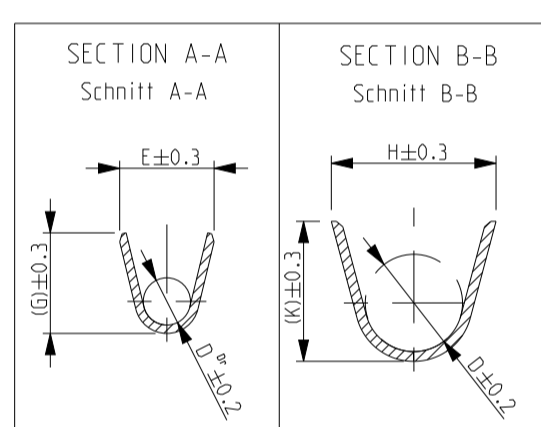
VERSION A
(UNSEALED / ungedichtet)



VERSION B
(SINGLE WIRE SEAL-SYSTEM / Einzel-Dichtungs-System)




CHOICE OF SINGLE WIRE SEALS ACCORDING INSULATION-DIAMETER Auswahl Einzeladerdichtung nach Isolationsdurchmesser		
	INSULATION-DIAMETER [mm] Isolationsdurchmesser Leitung [mm]	SINGLE WIRE SEAL Einzeladerdichtung
FLK	3.3 - 3.7	357972744 (VW-No.)
	4.0 - 4.5	357972744 (VW-No.)
	4.6 - 5.2	1355437-1
FLR	5.8 - 6.6	1355437-2
	2.7 - 3.0	-
	3.4 - 3.7	357972744 (VW-No.)
FLR	4.0 - 4.3	357972744 (VW-No.)
	5.4 - 5.8	-



VERSION B															
962938-1	F	CuNiSi	vorverzinnt PRETINNED	5	6.0-10.0	4.6-6.6 FLK 4.0-5.8 FLR	E=7.0 G=7.5 D ₀₈ =3.7	H=13.0 K=13.0 D=9.5	2151794 680699 2-878660-2	-	6.3	11.9	15.6	41	2.5
962936-1	F	CuNiSi	vorverzinnt PRETINNED	4	4.0-6.0	4.0-5.2 FLK 3.4-4.3 FLR	E=5.6 G=5.9 D ₀₈ =3.0	H=13.0 K=13.0 D=9.5	2151146 2-878595-2	-	5.5	11.1	14.8	41	2.5
962934-1	D	CuNiSi	vorverzinnt PRETINNED	4	>2.5-4.0	3.3-4.5 FLK 2.7-3.7 FLR	E=4.9 G=5.1 D ₀₈ =2.3	H=13.0 K=13.0 D=9.5	2151781 1855578 2-878594-2	-	4.5	11.1	14.8	41	2.5

VERSION A															
1-962932-6	A	CuNiSi	4	5	6.0-10.0	4.6-6.6 FLK 4.0-5.8 FLR	E=7.0 G=7.5 D ₀₈ =3.7	H=9.2 K=10.0 D=5.9	2151285 2-878659-2	734533-1 (only for 10mm ²)	6.3	9.0	11.8	37.5	0.8
962932-1	H	CuNiSi	vorverzinnt PRETINNED	4	4.0-6.0	4.0-5.2 FLK 3.4-4.3 FLR	E=5.6 G=5.9 D ₀₈ =3.0	H=7.8 K=8.1 D=4.5	2151284 1855532	734532-1 (only for 6mm ²)	5.5	7.8	10.1	37.5	0.6
962930-1	H	CuNiSi	vorverzinnt PRETINNED	4	>2.5-4.0	3.3-4.5 FLK 2.7-3.7 FLR	E=4.9 G=5.1 D ₀₈ =2.3	H=6.9 K=7.2 D=4.0	2151492 2-878592-2	734531-1	4.5	6.8	9.1	37.5	0.6

PN STRIP FORM Bandware	REV.	MATERIAL Werkstoff	SURFACE Oberfloechе	NUMBER OF SERRATIONS Anzahl der Verzahnungen	DGB WIRE RANGE [mm ²]	INSULATION DIAMETER [mm]	WIRE CRIMP Drahtcrimp	INSUL.-CRIMP Isol.-Crimp	APPLICATION TOOL Anschlag-WKZ	HAND TOOL Handzange	A	B	C	D	E -0.25 -0.15
							STRIP FORM WIRE CRIMP Drahtcrimp	INSUL.-CRIMP Isol.-Crimp	APPLICATION TOOL Anschlag-WKZ	HAND TOOL Handzange					
							CRIMP DIMENSION (mm) Crimpabmessungen (mm)		EXTRACTION TOOL Ausdruckwerkzeug No.: 1-1579007-7						



THIS DRAWING IS A CONTROLLED DOCUMENT. DIMENSIONING AND TOLERANCING PER GPS (ISO STANDARDS) UNLESS OTHERWISE SPECIFIED.

OWNER: M. Pfeilschifter, 31JUL2000
 CHG: V. Huhn, 31JUL2000
 APVD: M. Bleicher, 31JUL2000

PRODUCT SPEC: 108-18047
 APPLICATION SPEC: 116-18075

NAME: MAXI POWER TIMER FOR 1.2mm TABS
 MAXI POWER TIMER fuer 1.2mm TABS

SIZE: A1
 CAGE CODE: 00779
 DRAWING NO: 1355050

RESTRICTED TO: -

Customer Drawing

SCALE: 5:1 SHEET: 1 OF 1 REV: A11