

5-1971875-7 ✓ ACTIVE




## Power Triple Lock

TE Internal #: 5-1971875-7

Rectangular Power Connectors, Housing, Cap, Wire-to-Wire, 15 Position, 6 mm [.236 in] Centerline, Wire & Cable, UL 94V-0, Power Triple Lock

[View on TE.com >](#)

Connectors > Power Connectors > Rectangular Power > Rectangular Power Connectors > POWER TRIPLE LOCK High Temperature Caps



Rectangular Power Connector Type: **Housing**

Connector & Housing Type: **Cap**

Connector System: **Wire-to-Wire**

Number of Positions: **15**

Centerline (Pitch): **6 mm [.236 in]**

[All POWER TRIPLE LOCK High Temperature Caps \(44\)](#)

## Features

### Product Type Features

Rectangular Power Connector Type	Housing
Connector & Housing Type	Cap
Connector System	Wire-to-Wire
Sealable	No
Connector & Contact Terminates To	Wire & Cable

### Configuration Features

Number of Positions	15
Number of Power Positions	15
Number of Rows	3

### Electrical Characteristics

Operating Voltage	600 VDC
-------------------	---------

### Body Features



Cable Exit Angle	180°
------------------	------

Connector & Keying Code	A
-------------------------	---

### Contact Features

Contact Layout	Matrix
----------------	--------

Contact Retention Within Housing	Without
----------------------------------	---------

Contact Type	Tab
--------------	-----

### Termination Features

Termination Method to Wire & Cable	Crimp
------------------------------------	-------

### Mechanical Attachment

Panel Mount Feature	With
---------------------	------

Panel Mount Feature Type	Latches
--------------------------	---------

Connector Mounting Type	Panel Mount
-------------------------	-------------

### Housing Features

Centerline (Pitch)	6 mm [.236 in]
--------------------	----------------

Housing Color	Gray
---------------	------

Housing Material	Nylon
------------------	-------

### Dimensions

Panel Thickness (Recommended)	1 – 2 mm [.039 – .079 in]
-------------------------------	---------------------------

Connector Height	31.15 mm
------------------	----------

Row-to-Row Spacing	8.1 mm [.319 in]
--------------------	------------------

### Usage Conditions

Operating Temperature Range	-55 – 150 °C [-67 – 302 °F]
-----------------------------	-----------------------------

### Operation/Application

Circuit Application	Power
---------------------	-------

### Identification Marking

Circuit Identification Feature	With
--------------------------------	------

### Industry Standards

Glow Wire Material Rating	Material with GWIT ≥ 775°C
---------------------------	----------------------------

UL Rating	Recognized
-----------	------------

Agency/Standard	UL, VDE
-----------------	---------

Approved Standards	UL E28476
--------------------	-----------



UL Flammability Rating	UL 94V-0
Glow Wire Rating	GWT 850°C (Flame ≤ 30 sec)

### Packaging Features

Packaging Method	Carton
------------------	--------

### Other

Power Connectors Comment	Complies with IEC 61984 Specification
--------------------------	---------------------------------------

## Product Compliance

[For compliance documentation, visit the product page on TE.com>](#)

EU RoHS Directive 2011/65/EU	Compliant
EU ELV Directive 2000/53/EC	Compliant
China RoHS 2 Directive MIIT Order No 32, 2016	No Restricted Materials Above Threshold
EU REACH Regulation (EC) No. 1907/2006	Current ECHA Candidate List: JUNE 2023 (235) Candidate List Declared Against: JAN 2023 (233) Does not contain REACH SVHC
Halogen Content	Low Halogen - Br, Cl, F, I < 900 ppm per homogenous material. Also BFR/CFR/PVC Free
Solder Process Capability	Not reviewed for solder process capability


#### Product Compliance Disclaimer

This information is provided based on reasonable inquiry of our suppliers and represents our current actual knowledge based on the information they provided. This information is subject to change. The part numbers that TE has identified as EU RoHS compliant have a maximum concentration of 0.1% by weight in homogenous materials for lead, hexavalent chromium, mercury, PBB, PBDE, DBP, BBP, DEHP, DIBP, and 0.01% for cadmium, or qualify for an exemption to these limits as defined in the Annexes of Directive 2011/65/EU (RoHS2). Finished electrical and electronic equipment products will be CE marked as required by Directive 2011/65/EU. Components may not be CE marked. Additionally, the part numbers that TE has identified as EU ELV compliant have a maximum concentration of 0.1% by weight in homogenous materials for lead, hexavalent chromium, and mercury, and 0.01% for cadmium, or qualify for an exemption to these limits as defined in the Annexes of Directive 2000/53/EC (ELV). Regarding the REACH Regulation, the information TE provides on SVHC in articles for this part number is based on the latest European Chemicals Agency (ECHA) 'Guidance on requirements for substances in articles' posted at this URL: <https://echa.europa.eu/guidance-documents/guidance-on-reach>


## Compatible Parts




TE Part # 5-1971876-7  
PTL 3X5 PLUG HSG HIGH TEMP KEY A LGR



TE Part # CAT-P87074-T669  
Locking Plate, POWER TRIPLE LOCK, TPA



TE Part # CAT-P87074-T111  
Tab Contact — POWER TRIPLE LOCK



TE Part # 1452426-1  
EXTRACTION TOOL




TE Part # 1971789-1  
CPA




TE Part # 1-2232356-5  
PTL 3X5 CAP PANEL MT HOT WIRE KEY A BLK


Also in the Series | **Power Triple Lock**



Insertion & Extraction Tools(1)



Power Contacts(30)



Rectangular Connector Locking(12)




Rectangular Power Connectors(300)

Customers Also Bought



TE Part #5-1971876-7  
High Temperature Plug — POWER TRIPLE LOCK



TE Part #1971777-5  
Locking Plate, POWER TRIPLE LOCK, TPA



TE Part #1971786-2  
PTL TAB CONTACT, 20 - 22 AWG



TE Part #1971785-2  
Receptacle Contact — POWER TRIPLE LOCK



TE Part #1971789-1  
CPA



TE Part #63850-1  
187 FASTON REC 20-16 AWG NPST



## Documents

### CAD Files

#### 3D PDF

3D

#### Customer View Model

[ENG\\_CVM\\_CVM\\_5-1971875-7\\_F.2d\\_dxf.zip](#)

English

#### Customer View Model

[ENG\\_CVM\\_CVM\\_5-1971875-7\\_F.3d\\_igs.zip](#)

English

#### Customer View Model

[ENG\\_CVM\\_CVM\\_5-1971875-7\\_F.3d\\_stp.zip](#)

English

By downloading the CAD file I accept and agree to the [Terms and Conditions](#) of use.

### Datasheets & Catalog Pages

[1-1773734-9 TE Power Triple Lock Quick Reference Guide - German](#)

German

[9-1773465-1 Power Triple Lock QRG](#)

English

### Product Specifications

[Application Specification](#)

English

### Product Environmental Compliance

[TE Material Declaration](#)

English

### Agency Approvals

[VDE Certificate](#)

English

[VDE Certificate](#)

English