

ADVANCED MATE POSITION A5
SEE NOTE 13

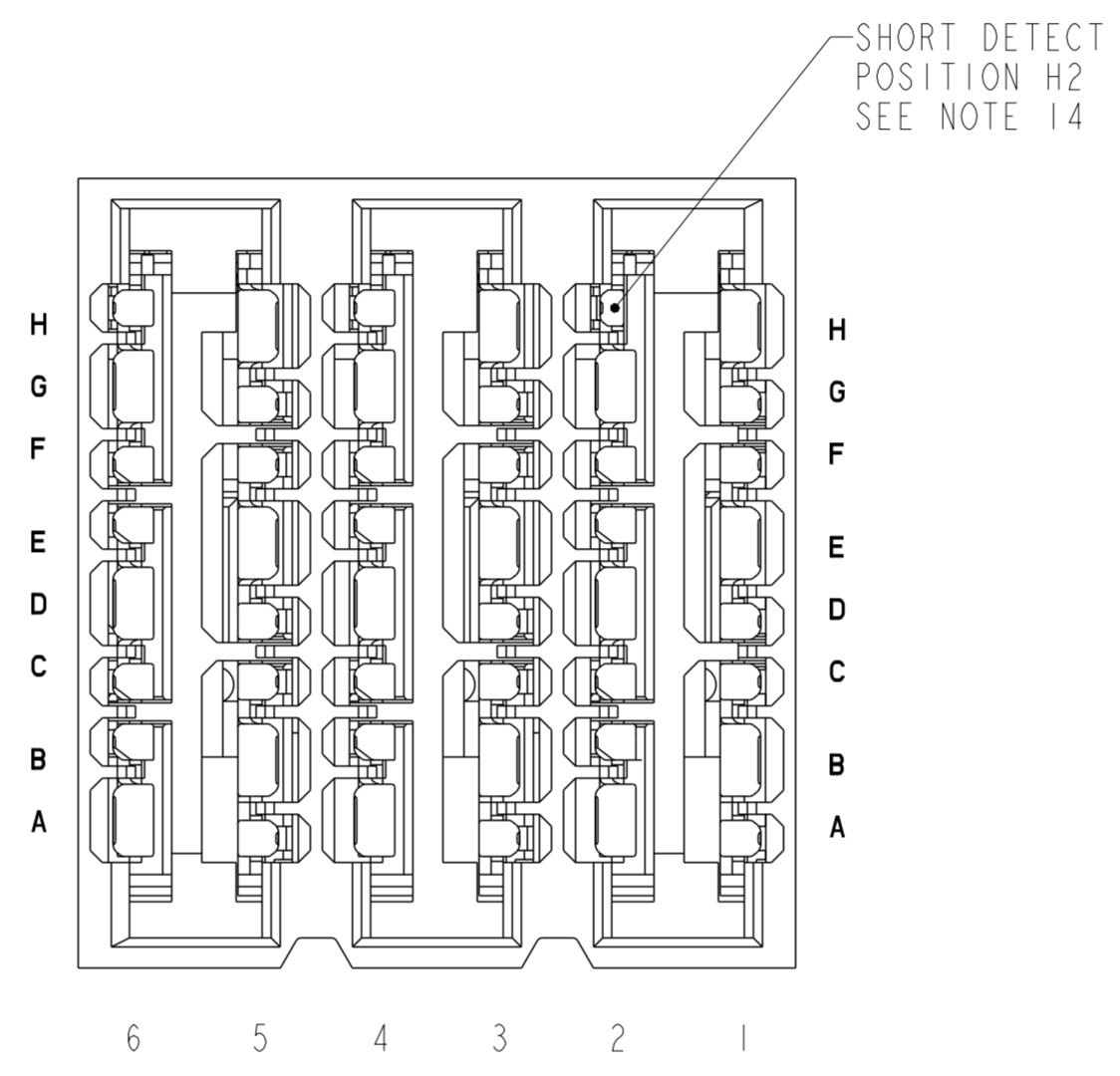
ADVANCED MATE POSITION A1
SEE NOTE 13

10128332-201YLF
ADVANCED MATE RECEPTACLE
 ADVANCED MATE POSITIONS ARE POSITIONS A1 AND A5 ONLY
 FOR ALL DIMENSIONS SEE 10128332-101YLF ON SHEET 1

Amphenol
FCi

© 2016 AFci

spec ref	---	dr	Daniel Xiao	2014/01/21	projection	MM	size	A2	scale	8:1
tolerance std	ASME Y14.5M	eng	Peng-Bing Fu	2019/12/24			ecn no	ELX-DG-35706-1		
TOLERANCES UNLESS OTHERWISE SPECIFIED		chr	-				rel level	Released		
surface	-	appr	Heaven Cen		product family	ExaMAX		cat. no.	SEE TABLE	
linear angular	0.X	±.3		title		ExaMAX R.A. RECEPTACLE LOW PROFILE		rev C	sheet 2 of 10	
	0.XX	±.10		ASS'Y, 2 PR, 48 POS, 6 IMLA, 12.0 MM		divg no	10128332			
	0.XXX	±.050		Product - Customer Drw		rel level			Released	
	0°	±°	cat. no.		Product - Customer Drw		STATUS: Released		Printed: Apr 03, 2020	

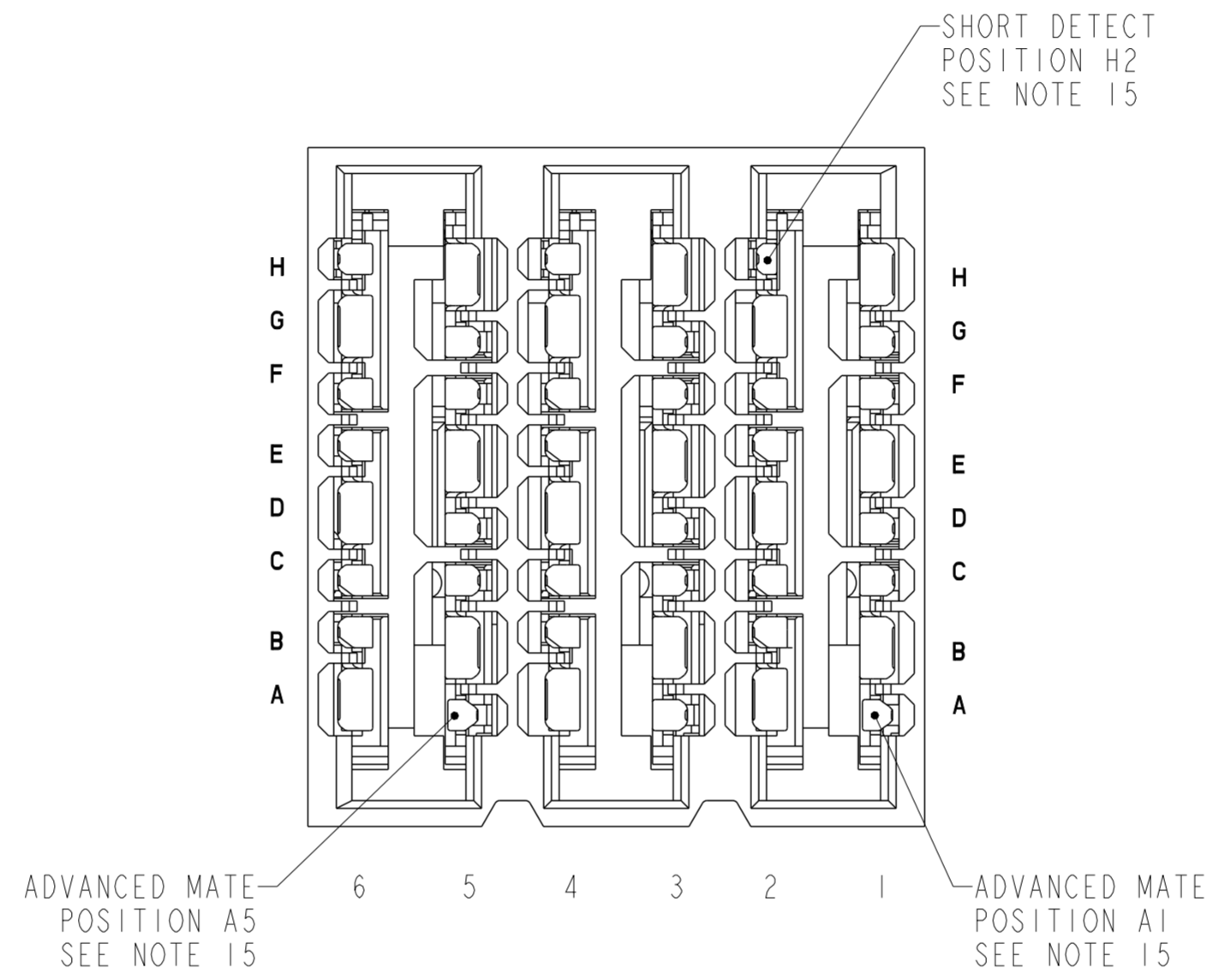


10128332-301YLF
 SHORT DETECT RECEPTACLE
 SHORT DETECT POSITION IS H2
 FOR ALL DIMENSIONS SEE 10128332-101YLF ON SHEET 1

Amphenol
FCi

© 2016 AFci

spec ref	---	dr	Daniel Xiao	2014/01/21	projection	MM	size	A2	scale	10:1
tolerance std	ASME Y14.5M	eng	Peng-Bing Fu	2019/12/24			ecn no	ELX-DG-35706-1		
TOLERANCES UNLESS OTHERWISE SPECIFIED		chr	-	appr			Heaven Cen	2020/04/03	product family	ExaMAX
surface	-	linear	0.X	±.3		title ExaMAX R.A. RECEPTACLE LOW PROFILE ASS'Y, 2 PR, 48 POS, 6 IMLA, 12.0 MM	dwg no 10128332	rev C		
			0.XX	±.10						
			0.XXX	±.050						
		angular	0°	±°	cat. no.	SEE TABLE	Product - Customer Drw	sheet 3 of 10		

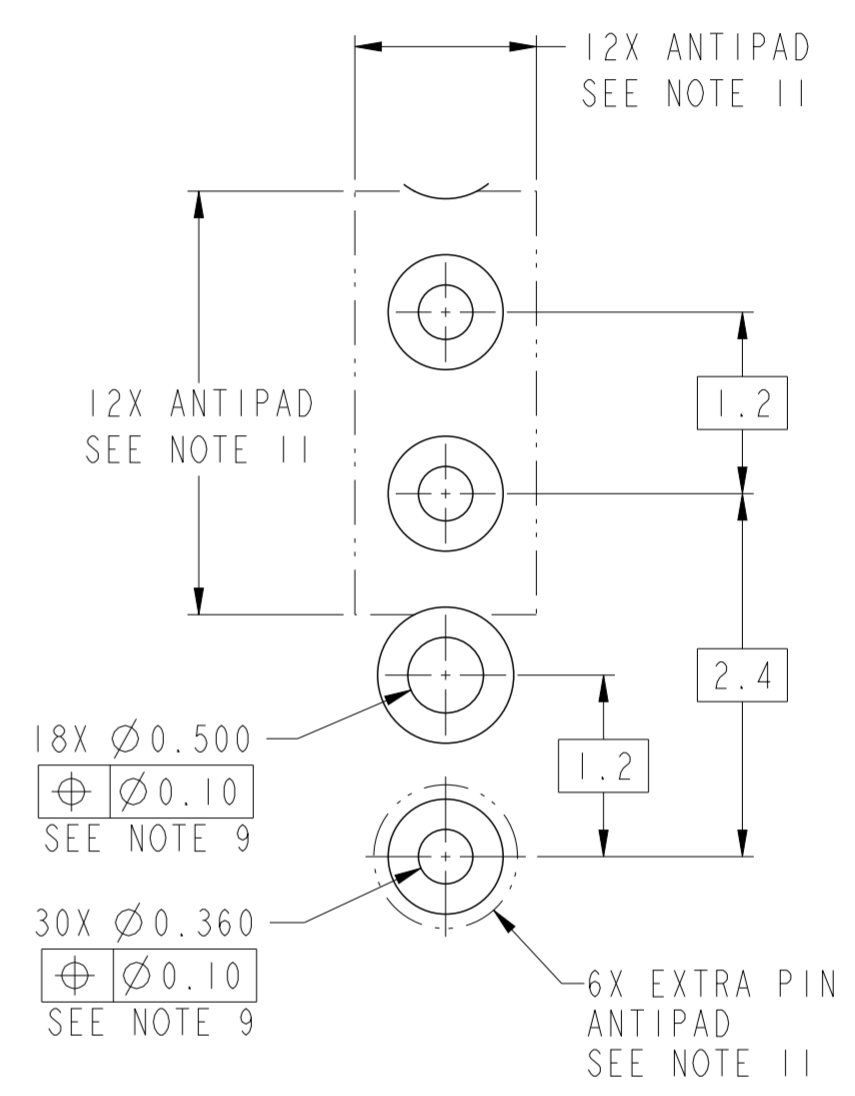
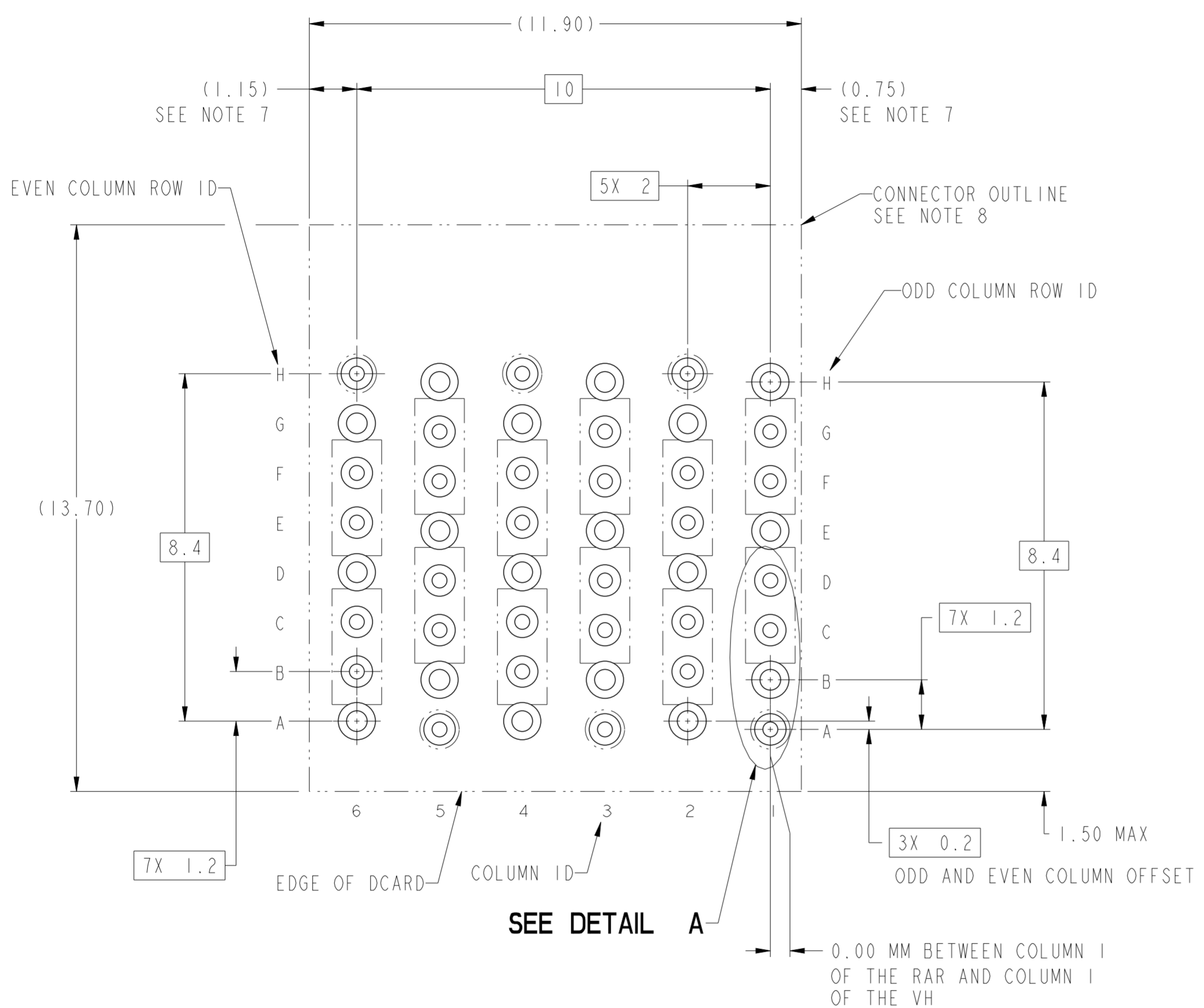


10128332-401YLF
ADVANCED MATE/SHORT DETECT RECEPTACLE
 ADVANCED MATE POSITIONS ARE A1 AND A5 ONLY
 SHORT DETECT POSITION IS H2
 FOR ALL DIMENSIONS SEE 10128332-101YLF ON SHEET 1

Amphenol
FCi

© 2016 AFci

spec ref	---	dr	Daniel Xiao	2014/01/21	projection	MM	size	A2	scale	8:1	
tolerance std	ASME Y14.5M	eng	Peng-Bing Fu	2019/12/24			ecn no	ELX-DG-35706-1			
TOLERANCES UNLESS OTHERWISE SPECIFIED		chr	-				rel level	Released			
surface	-	appr	Heaven Cen				product family	ExaMAX			
	linear	0.X	±.3		title		ExaMAX R.A. RECEPTACLE LOW PROFILE		dwg no 10128332	rev C	
		0.XX	±.10		title		ASS'Y, 2 PR, 48 POS, 6 IMLA, 12.0 MM				
		0.XXX	±.050		cat. no.		SEE TABLE				
	angular	0°	±°	Product - Customer Drw		sheet 4 of 10					



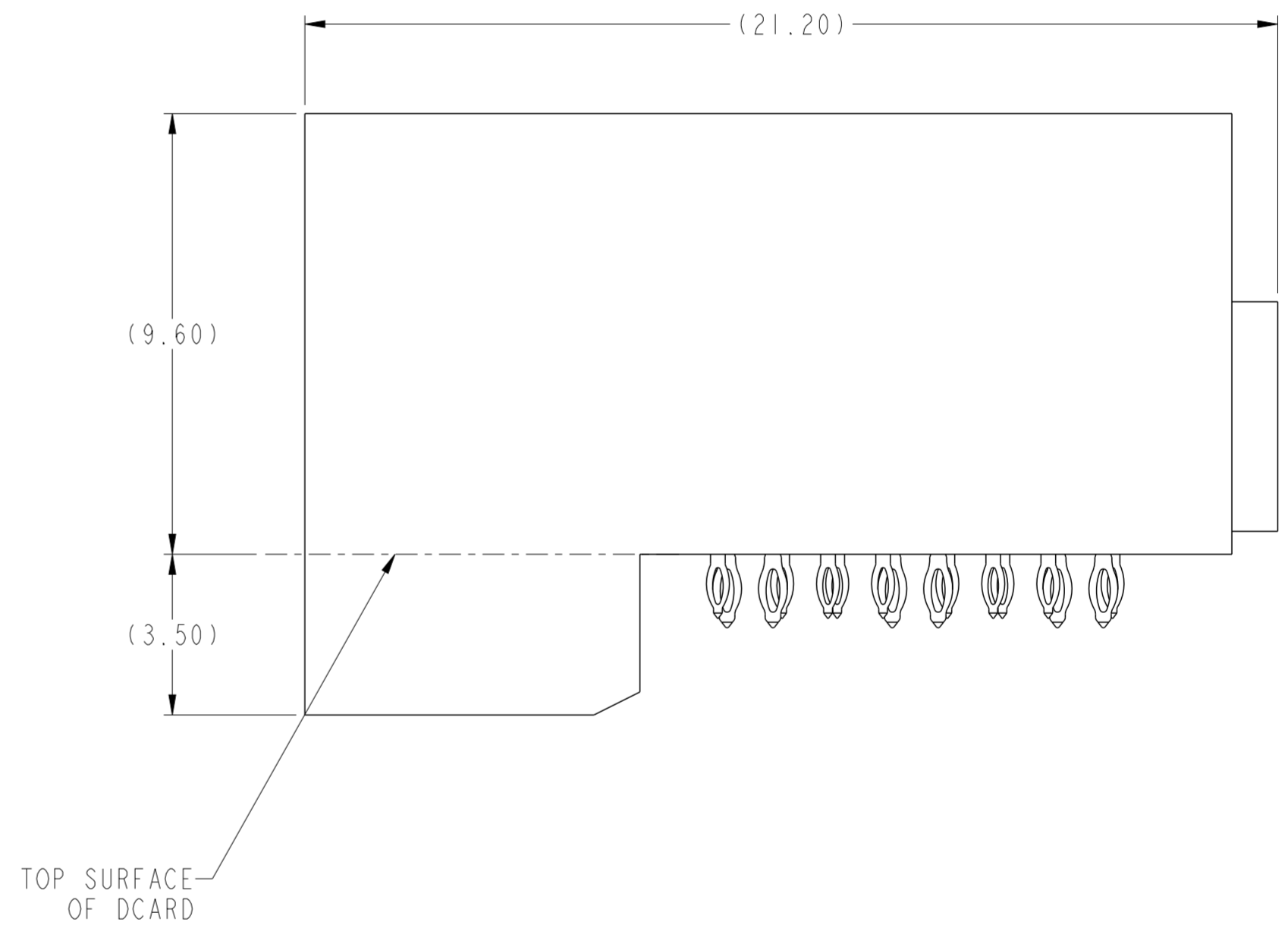
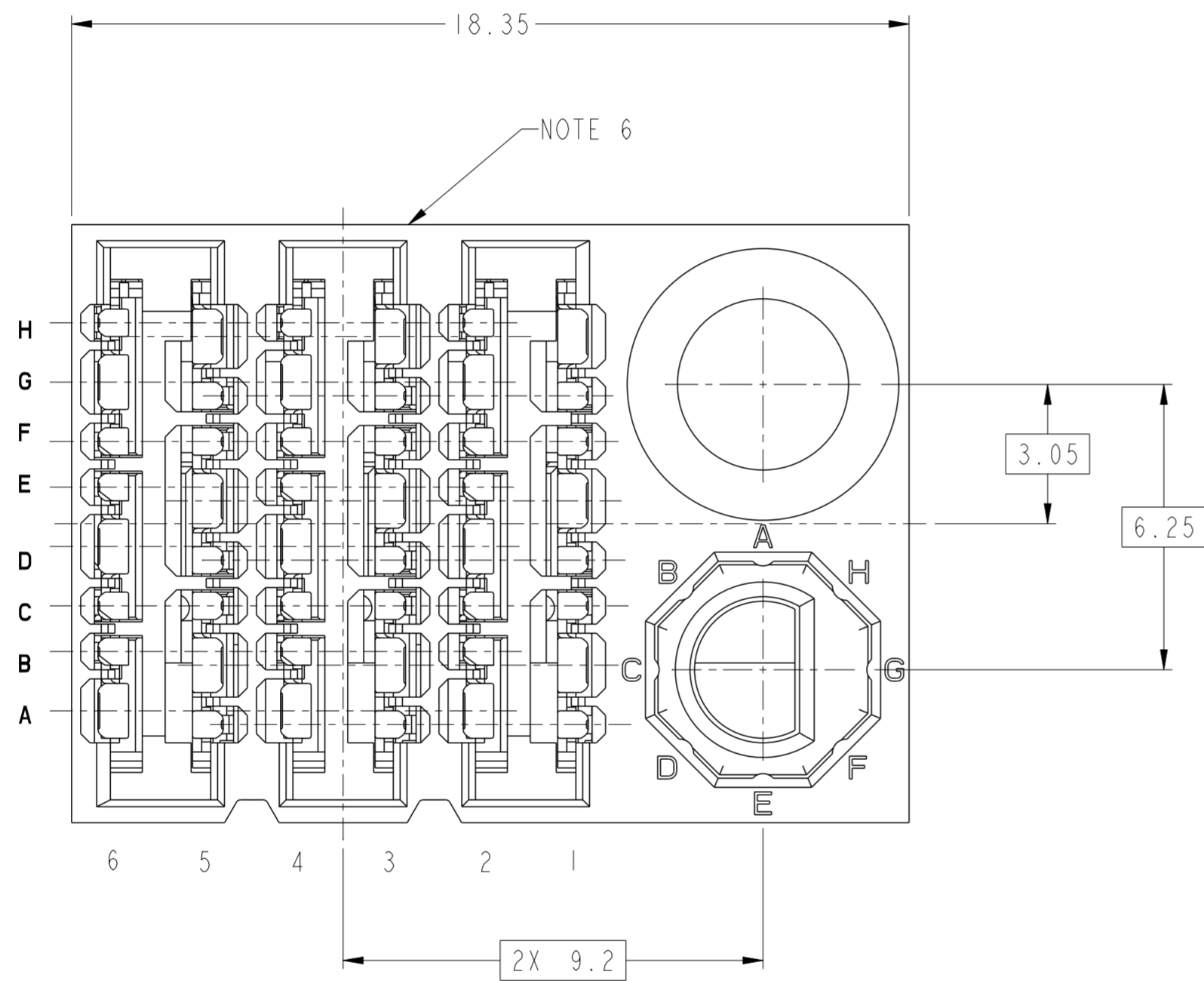
DETAIL A
SCALE 20:1

10128332-Y01YLF
RECOMMENDED PCB LAYOUT
COMPONENT SIDE
NOTES 7, 8, 9, & 11
SCALE 10:1

spec ref	---	dr	Daniel Xiao	2014/01/21	projection	MM	size	A2	scale	10:1	
tolerance std	ASME Y14.5M	eng	Peng-Bing Fu	2019/12/24			ecn no	ELX-DG-35706-1			
TOLERANCES UNLESS OTHERWISE SPECIFIED		chr	-				rel level	Released			
surface	-	appr	Heaven Cen				product family	ExaMAX		rel level	Released
linear	0.X ±.3	Amphenol FCi		title		ExaMAX R.A. RECEPTACLE LOW PROFILE		dwg no	10128332		
	0.XX ±.10			ASS'Y, 2 PR, 48 POS, 6 IMLA, 12.0 MM				rev	C		
	0.XXX ±.050			cat. no.		SEE TABLE		Product - Customer Drw		sheet 5 of 10	
angular	0° ±°										

1 2 3 4 5 6 7 8

A
B
C
D
E
F

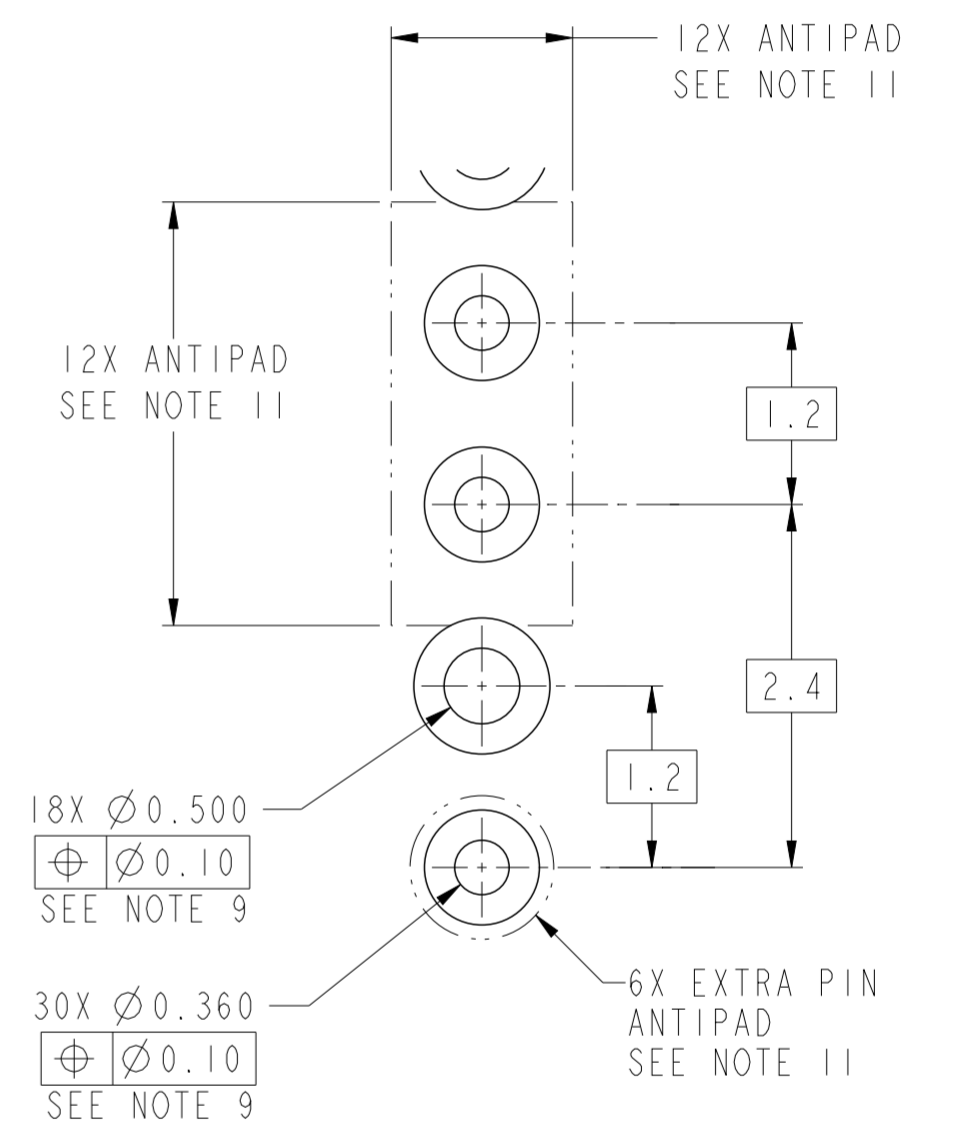
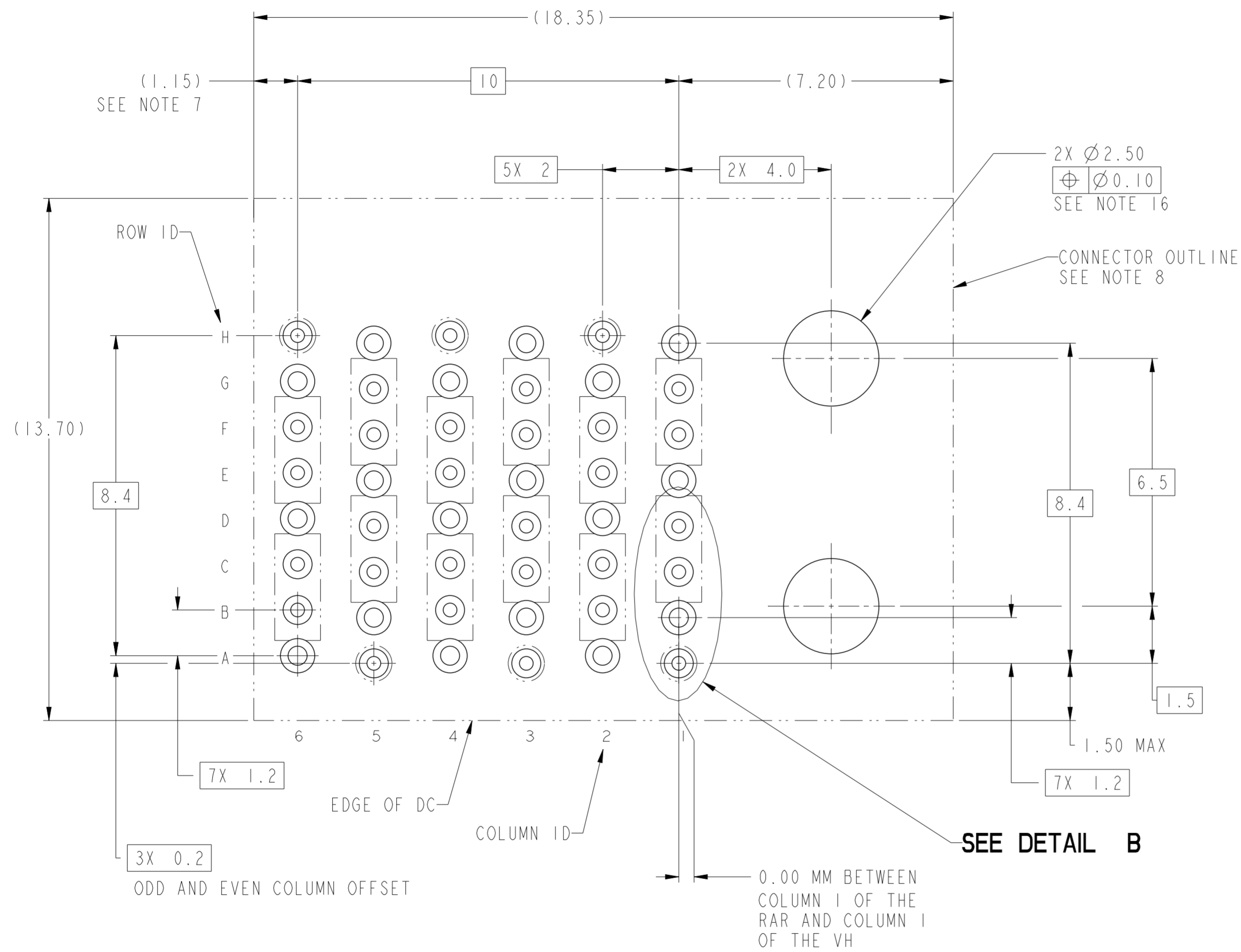


10128332-Y1AYLF THRU 10128332-Y1JYLF
 RIGHT GUIDANCE (SEE NOTE 17)
 FOR ALL DIMENSIONS SEE 10128332-101YLF ON SHEET 1
 SCALE 8:1

Amphenol
FCi

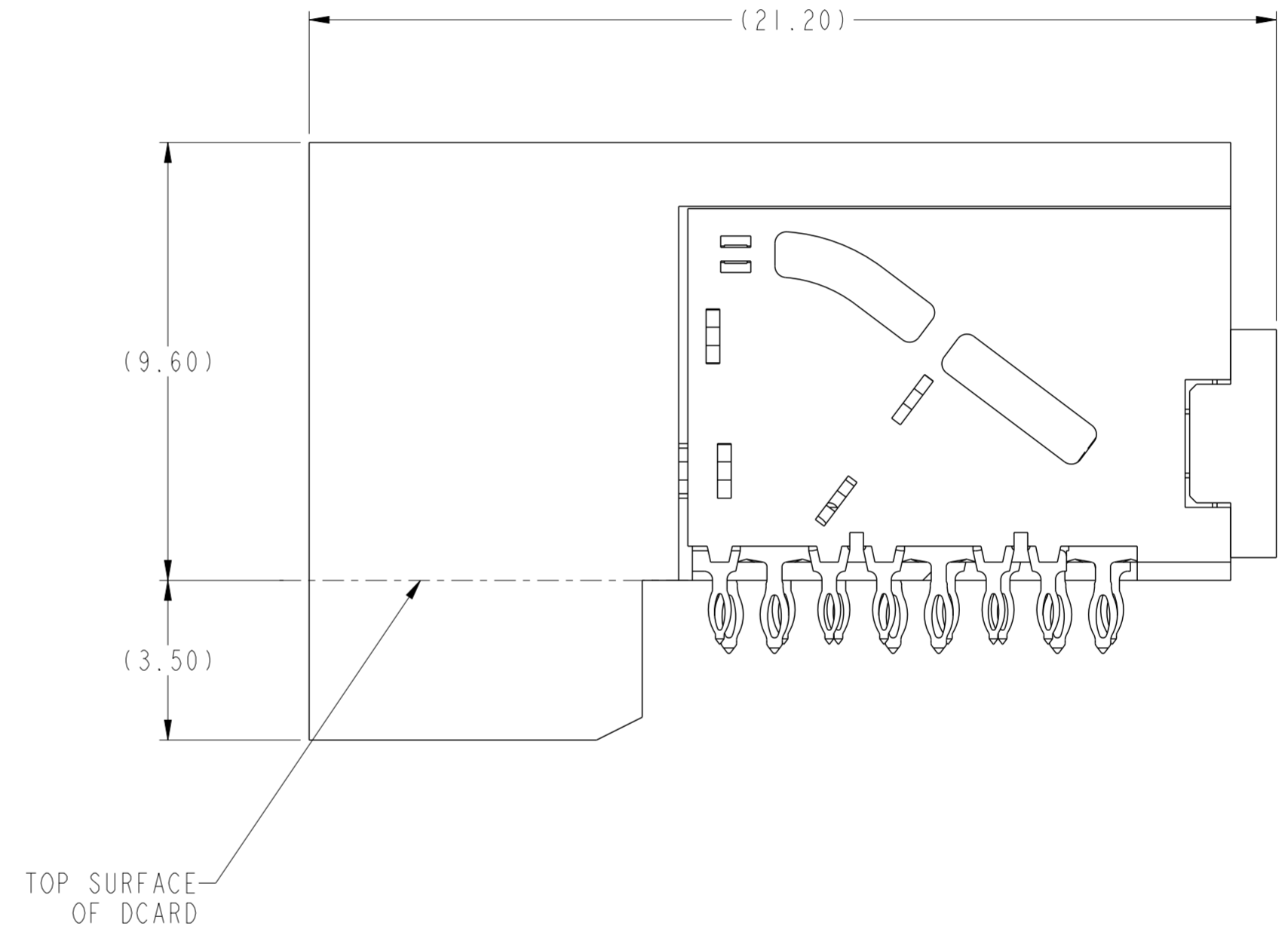
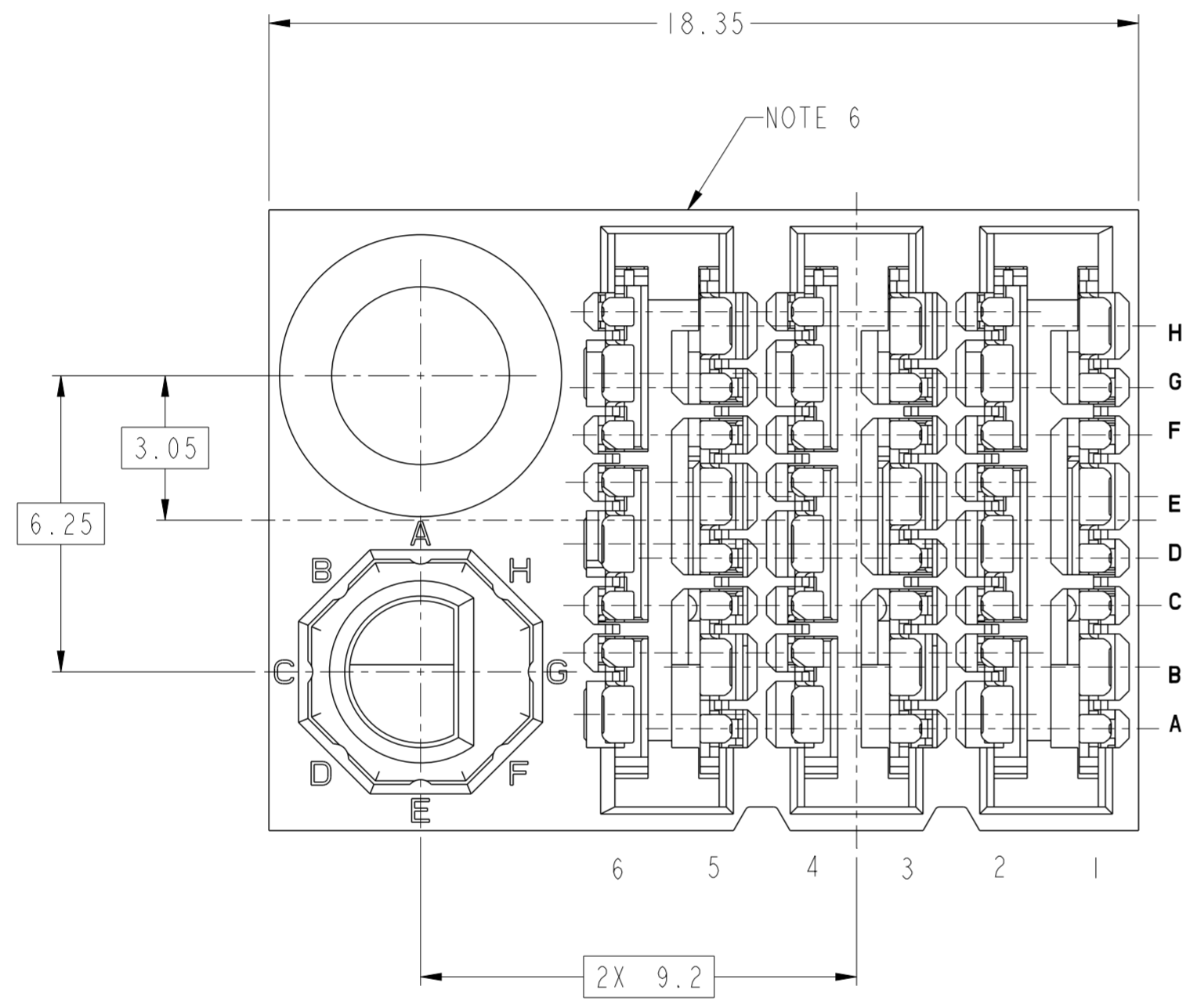
© 2016 AFci

spec ref	---	dr	Daniel Xiao	2014/01/21	projection	MM	size	A2	scale	8:1
tolerance std	ASME Y14.5M	eng	Peng-Bing Fu	2019/12/24			ecn no	ELX-DG-35706-1		
TOLERANCES UNLESS OTHERWISE SPECIFIED		chr	-	appr			Heaven Cen	2020/04/03	product family	ExaMAX
surface	-	linear	0.X	±.3		title ExaMAX R.A. RECEPTACLE LOW PROFILE ASS'Y, 2 PR, 48 POS, 6 IMLA, 12.0 MM	dwg no 10128332	rev C		
			0.XX	±.10						
			0.XXX	±.050						
		angular	0°	±°		cat. no.	SEE TABLE	Product - Customer Drw	sheet 6 of 10	



10128332-Y1AYLF THRU -Y1JYLF
RECOMMENDED PCB LAYOUT
COMPONENT SIDE
NOTES 7, 8, 9, 11 & 16
SCALE 10:1

spec ref	---	dr	Daniel Xiao	2014/01/21	projection	MM	size	A2	scale	10:1		
tolerance std	ASME Y14.5M	eng	Peng-Bing Fu	2019/12/24			ecn no	ELX-DG-35706-1	rel level	Released		
TOLERANCES UNLESS OTHERWISE SPECIFIED		chr	-	apppr							Heaven Cen	2020/04/03
surface	-	linear	0.X	±.3		title ExaMAX R.A. RECEPTACLE LOW PROFILE ASS'Y, 2 PR, 48 POS, 6 IMLA, 12.0 MM	dwg no 10128332	rev C	cat. no. SEE TABLE			
			0.XX	±.10					Product - Customer Drw		sheet 7 of 10	
			0.XXX	±.050								
		angular	0°	±°								



10128332-Y2AYLF THRU 10128332-Y2JYLF
 LEFT GUIDANCE (SEE NOTE 17)
 FOR ALL DIMENSIONS SEE 10128332-101YLF ON SHEET 1
 SCALE 8:1

Amphenol
FCi

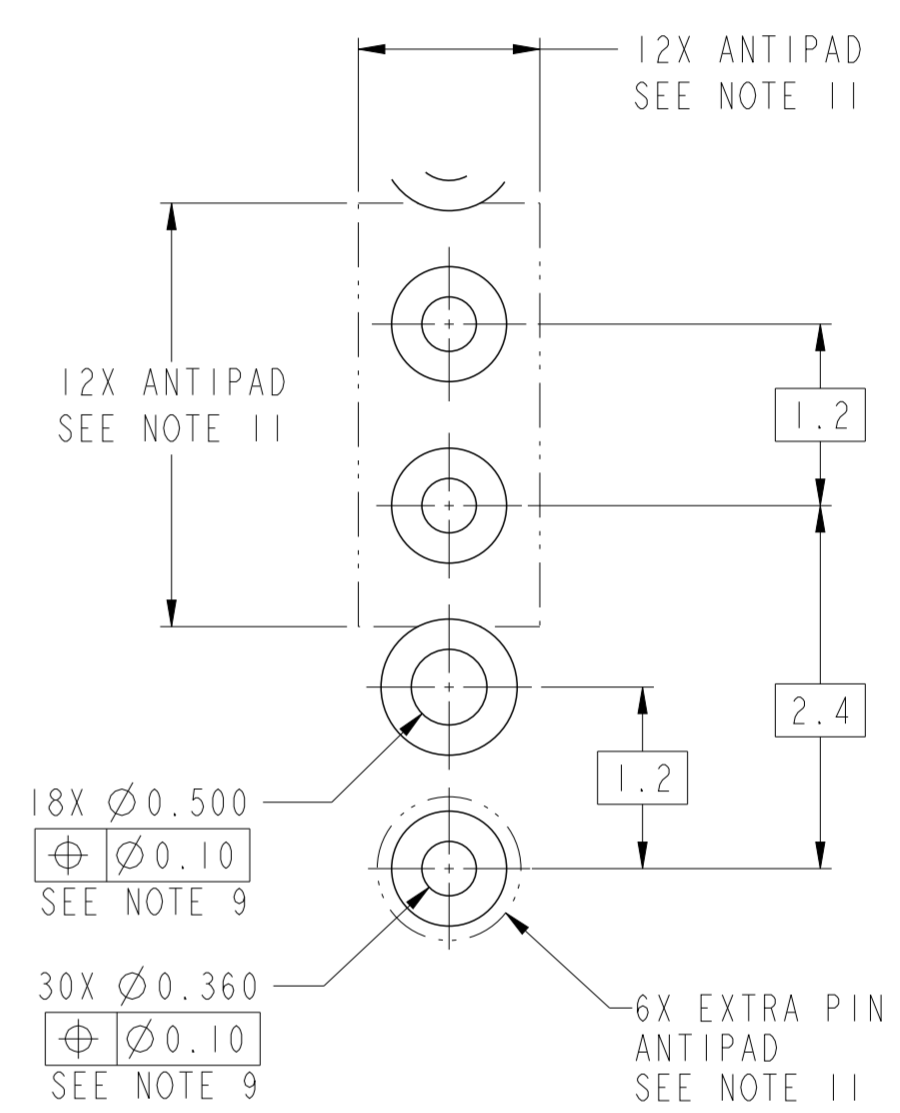
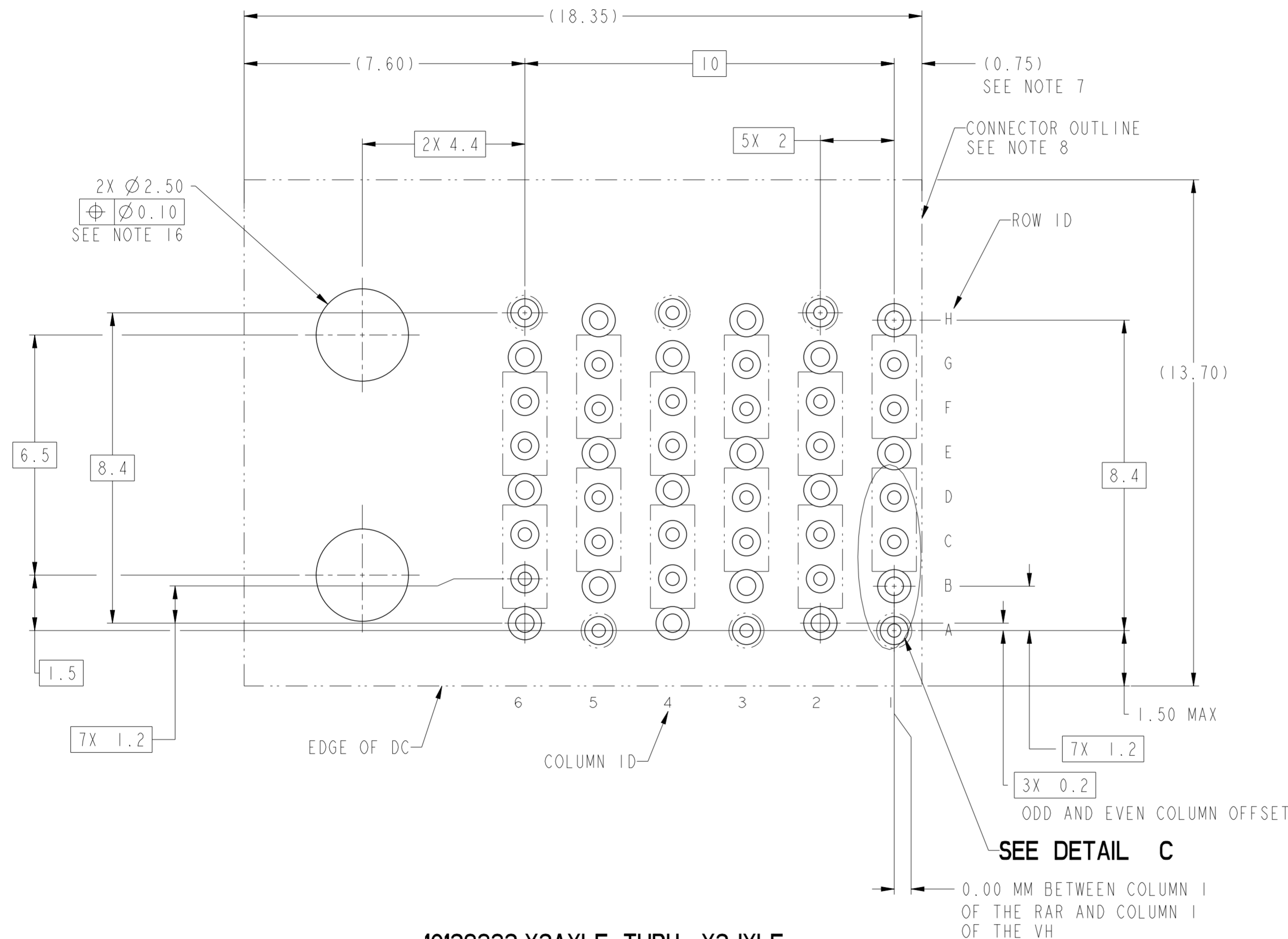
© 2016 APCI

spec ref	---	dr	Daniel Xiao	2014/01/21	projection	MM	size	A2	scale	2:1			
tolerance std	ASME Y14.5M	eng	Peng-Bing Fu	2019/12/24			ecn no	ELX-DG-35706-1					
TOLERANCES UNLESS OTHERWISE SPECIFIED		chr	-				rel level	Released					
surface	✓	appr	Heaven Cen	2020/04/03	product family	ExaMAX		rel level	Released				
linear	0.X ±.3			title ExaMAX R.A. RECEPTACLE LOW PROFILE ASS'Y, 2 PR, 48 POS, 6 IMLA, 12.0 MM		dwg no	10128332		rev	C			
	0.XX ±.10					cat. no.		-		Product - Customer Drw		sheet 8 of 10	
	0.XXX ±.050												
angular	0° ±°												

PDS: Rev :C

STATUS:Released

Printed: Apr 03, 2020



10128332-Y2AYLF THRU -Y2JYLF
 RECOMMENDED PCB LAYOUT
 COMPONENT SIDE
 NOTES 7, 8, 9, 11 & 16
 SCALE 10:1

spec ref	---	dr	Daniel Xiao	2014/01/21	projection	MM	size	A2	scale	8:1	
tolerance std	ASME Y14.5M	eng	Peng-Bing Fu	2019/12/24			ecn no	ELX-DG-35706-1	rel level	Released	
TOLERANCES UNLESS OTHERWISE SPECIFIED		chr	-	app							Heaven Cen
surface	-	linear	0.X	±.3		title ExaMAX R.A. RECEPTACLE LOW PROFILE ASS'Y, 2 PR, 48 POS, 6 IMLA, 12.0 MM	dwg no 10128332	rev C	cat. no. SEE TABLE	Product - Customer Drw	sheet 9 of 10
			0.XX	±.10							
			0.XXX	±.050							
		angular	0°	±°							

PDS: Rev :C

STATUS:Released

Printed: Apr 03, 2020

Amphenol
FCI

© 2016 AFci

10128332 - Y Y Y Y L F

PLATING
SEE NOTE 2

ASSEMBLY PART NUMBER	DESCRIPTION
10128332-1YYYYLF	STANDARD MATE
10128332-2YYYYLF	ADVANCED MATE
10128332-3YYYYLF	SHORT DETECT
10128332-4YYYYLF	ADVANCED MATE & SHORT DETECT

MODULE DESCRIPTION	DESIGNATION REPRESENTED IN DASH NUMBER										BASE MODEL
	01										
WITHOUT END GUIDES MODULE (SEE SHEET 1)											
RIGHT GUIDANCE MODULE (SEE SHEET 6)	1A	1B	1C	1D	1E	1F	1G	1H	1J (NO KEY)		
LEFT GUIDANCE MODULE (SEE SHEET 8)	2A	2B	2C	2D	2E	2F	2G	2H	2J (NO KEY)		

NOTES:

- ① - CONNECTOR MATERIALS:
HOUSING: HIGH TEMP THERMOPLASTIC, BLACK, UL94-V0
IMLA PLASTIC: HIGH TEMP THERMOPLASTIC, BLACK, UL94-V0
CONTACT: COPPER ALLOY
ORGANIZER: HIGH TEMP THERMOPLASTIC, BLACK, UL94-V0
- 2 - CONTACT PLATING:
SEPARABLE INTERFACE:
-YYYYLF: PERFORMANCE-BASED PLATING, QUALIFIED TO MEET THE REQUIREMENTS OF FCI PRODUCT SPECIFICATION GS-12-1096 INCLUDING TELCORDIA GR-1217-CORE (NOVEMBER 1995) CENTRAL OFFICE TEST SEQUENCE
-YYY2LF: GXT+ OVER NICKEL
-YYY9LF: GXT OVER NICKEL
PRESS-FIT TAILS: TIN OVER NICKEL (LEAD FREE)
- 3 - PRODUCT SPECIFICATION: GS-12-1096
- 4 - APPLICATION SPECIFICATION GS-20-0361
- 5 - PACKAGING MEETS GS-14-920 LEAD FREE LABELING SPECIFICATION.
- ⑥ - PRODUCT MARKING, (PROTOTYPE, PART NUMBER & LOT CODE), ON THIS SURFACE.
- ⑦ - THE MINIMUM VIA SPACING BETWEEN STACKED CONNECTORS IS 2.0 MM FOR THIS RAR AND THE MATING HEADER. REFER TO THE APPLICATION SPECIFICATION FOR DETAILS.
- ⑧ - CONNECTOR OUTLINE MAY BE SCREEN PRINTED ONTO CUSTOMER PCB TO BE USED AS A GUIDE FOR MANUAL CONNECTOR PLACEMENT.
- ⑨ - REFER TO CUSTOMER DRAWING 10119933 FOR INFORMATION ON PCB HOLE DIAMETERS AND PLATING OPTIONS.
- 10 - THIS PRODUCT MEETS THE EUROPEAN UNION DIRECTIVES & OTHER COUNTRY REGULATIONS AS DESCRIBED IN GS-47-0004.
- ⑪ - REFER TO ROUTING GUIDE GS-20-0511 FOR RECOMMENDATIONS ON OPTIMIZATION OF FOOTPRINT AND TRACE ROUTING LAYOUT.
- 12 - THE HOUSING WILL WITHSTAND EXPOSURE TO 260° C PEAK TEMPERATURE FOR 10-30 SECONDS IN A CONVECTION, INFRA-RED OR VAPOR PHASE REFLOW OVEN.
- ⑬ - THE ADVANCED MATE RECEPTACLE, 10128332-2YYYYLF, WHEN MATED WITH AN ADVANCED MATE VERTICAL HEADER OR AN ADVANCED MATE RIGHT-ANGLE HEADER WILL PROVIDE 2 PAIRS OF MATING CONTACTS THAT MATE 0.75MM BEFORE THE REMAINDER OF THE SIGNAL AND GROUND CONTACTS.

- ⑭ - THE SHORT DETECT RECEPTACLE, 10128332-3YYYYLF, WHEN MATED WITH A STANDARD MATE VERTICAL HEADER OR A STANDARD MATE RIGHT-ANGLE HEADER WILL PROVIDE 1 PAIR OF MATING CONTACTS THAT MATE 1.00MM AFTER THE REMAINDER OF THE SIGNAL AND GROUND CONTACTS.
- ⑮ - THE ADVANCE MATE/SHORT DETECT RECEPTACLE, 10128332-4YYYYLF, WHEN MATED WITH AN ADVANCED MATE VERTICAL HEADER OR AN ADVANCED MATE RIGHT-ANGLE HEADER WILL PROVIDE 2 PAIRS OF MATING CONTACTS THAT MATE 0.75MM BEFORE THE REMAINDER OF THE SIGNAL AND GROUND CONTACTS AND 1 PAIR OF MATING CONTACTS THAT MATE 1.00MM AFTER THE REMAINDER OF THE SIGNAL AND GROUND CONTACTS.
- ⑯ - FOR CONNECTORS WITH EITHER A RIGHT OR LEFT GUIDE MODULE, TWO PHILLIPS PAN HEAD M2 HOLD DOWN SCREWS MUST BE USED TO SECURE THE CONNECTOR TO THE PCB. THE SCREW LENGTH SHALL BE 1.5-2.7MM PLUS THE THICKNESS OF THE BOARD. SCREWS ARE NOT PROVIDED WITH CONNECTOR.
- ⑰ - LEFT / RIGHT INTEGRATED GUIDE ORIENTATION IS DETERMINED BY THE LOCATION OF THE GUIDE FEATURES WHEN LOOKING AT THE MATING FACE OF THE RIGHT ANGLE RECEPTACLE. THE LEFT / RIGHT DESIGNATION OF THE MATING HEADER IS DEFINED BY THE RIGHT ANGLE RECEPTACLE THAT IT MATES WITH (i.e. A RIGHT GUIDE VERTICAL HEADER MATES WITH A RIGHT GUIDE RIGHT ANGLE RECEPTACLE.)
- ⑱ - ALL GROUND CONTACTS WITHIN A COLUMN ARE COMMONED.

Amphenol FCI

© 2016 AFCI

spec ref	---	dr	Daniel Xiao	2014/01/21	projection	MM	size	A2	scale	1:1		
tolerance std	ASME Y14.5M	eng	Peng-Bing Fu	2019/12/24		← MM →	ecn no	ELX-DG-35706-1				
TOLERANCES UNLESS OTHERWISE SPECIFIED		chr	-	appr			Heaven Cen	2020/04/03	product family	ExaMAX	rel level	Released
surface	linear	0.X	±.3	Amphenol FCI	title		ExaMAX R.A. RECEPTACLE LOW PROFILE		dwg no	10128332	rev	C
		0.XX	±.10		+ title		ASS'Y, 2 PR, 48 POS, 6 IMLA, 12.0 MM		cat. no.	SEE TABLE	Product - Customer Drw	sheet 10 of 10
	angular	0°	±°		-							