

SP 2,5/ 1-L


Order No.: 3043019

Illustration shows versions of the SP 2,5/1-... connector in various colors

<http://eshop.phoenixcontact.de/phoenix/treeViewClick.do?UID=3043019>

Connectors, Type of connection: Spring-cage connection, Number of positions: 1, Cross section: 0.08 mm² - 4 mm², AWG 28 - 12, Width: 5.2 mm, Height: 39 mm, Color: gray

Commercial data

GTIN (EAN)	 4 017918 894870
sales group	A671
Pack	50 pcs.
Customs tariff	85366990
Catalog page information	Page 286 (CL-2009)

Product notes

WEEE/RoHS-compliant since:
01/01/2003

<http://www.download.phoenixcontact.com>
Please note that the data given here has been taken from the online catalog. For comprehensive information and data, please refer to the user documentation. The General Terms and Conditions of Use apply to Internet downloads.

Technical data

Dimensions

Width	5.2 mm
Length	15.8 mm
Height	39 mm

Technical data

Maximum load current	24 A (with 2.5 mm ² conductor cross section)
Rated surge voltage	6 kV
Pollution degree	3
Surge voltage category	III
Insulating material group	I
Connection in acc. with standard	IEC 61984
Nominal current I _N	24 A
Nominal voltage U _N	500 V
Open side panel	nein
Number of positions	1

Connection data

Conductor cross section solid min.	0.08 mm ²
Conductor cross section solid max.	4 mm ²
Conductor cross section stranded min.	0.08 mm ²
Conductor cross section stranded max.	2.5 mm ²
Conductor cross section AWG/kcmil min.	28
Conductor cross section AWG/kcmil max	12
Conductor cross section stranded, with ferrule without plastic sleeve min.	0.14 mm ²
Conductor cross section stranded, with ferrule without plastic sleeve max.	2.5 mm ²
Conductor cross section stranded, with ferrule with plastic sleeve min.	0.14 mm ²
Conductor cross section stranded, with ferrule with plastic sleeve max.	2.5 mm ²
2 conductors with same cross section, stranded, TWIN ferrules with plastic sleeve, max.	0.5 mm ²
Type of connection	Spring-cage connection
Stripping length	10 mm
Internal cylindrical gage	A3

Certificates / Approvals

Certification

BV, CB, CSA, CUL, DNV, GL, GOST, LR, UL, VDE-PZI

Accessories

Item	Designation	Description
------	-------------	-------------

Assembly

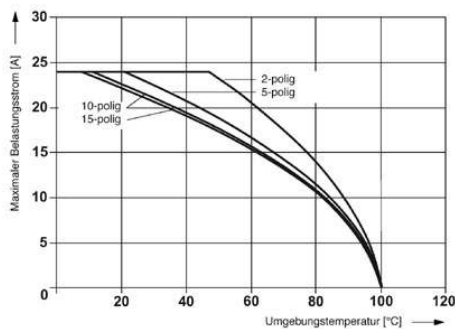
3040559	PR	Latching, Number of positions: 1, Color: orange
3040630	PR/2	Latching, Number of positions: 2, Color: orange
3040614	PRZ	Latching, Number of positions: 2, Color: orange
3040591	PSH 3- 6	Test plugs, Color: black
3040601	PSH 5-10	Test plugs, Color: black
3040627	PZ/2	Strain relief, Number of positions: 2, Color: black
3040643	PZ/4	Strain relief, Number of positions: 4, Color: black

Marking

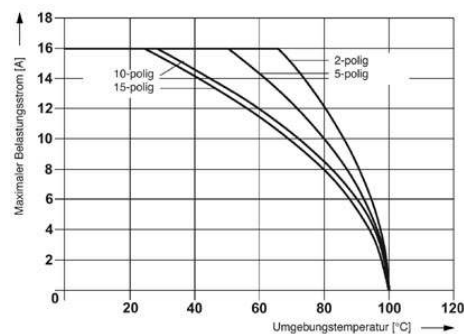
1051993	B-STIFT	Marker pen, for manual labeling of unprinted Zack strips, smear-proof and waterproof, line thickness 0.5 mm
0811228	X-PEN 0,35	Marker pen without ink cartridge, for manual labeling of markers, labeling extremely wipe-proof, line thickness 0.35 mm
0808671	ZBF 5,LGS:FORTL.ZAHLEN	Zack marker strip, flat, printed horizontally: 10-section, with the numbers 1 - 10, 11 - 20, and so on up to 491 - 500, color: white
0808642	ZBF 5:UNBEDRUCKT	Zack strip, flat, unprinted: 10-section, for individual labeling with M-PEN or ZBF-T, sufficient for 100 terminal blocks, color: white

Diagrams/Drawings

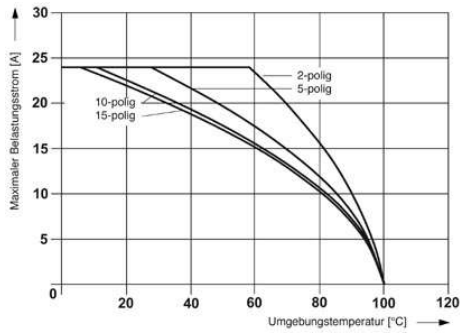
Diagram



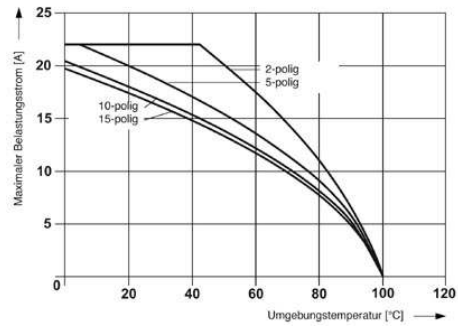
Derating curve for ST 2,5/ 1P, ST 2,5/ 2P, ST 2,5-TWIN/ 1P and for all plug versions SP... .



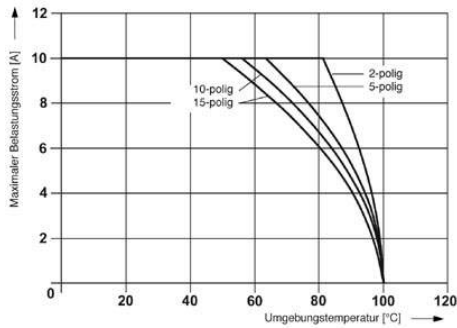
Derating curve for ST 2,5-TWIN-MT/1P, ST 2,5-TWIN-TG/1P and for all plug versions SP... .



Derating curve for ST 2,5-QUATTRO/2P, ST 2,5-QUATTRO/4P and for all plug versions SP... .



Derating curve for STTB 2,5/ 2P, STTB 2,5/ 2P-PV and for all plug versions SP... .



Derating curve for ST 2,5-4L/1P, ST 2,5-4L/2P and for all plug versions SP... .

Circuit diagram



Address

PHOENIX CONTACT Deutschland GmbH
Flachmarktstr. 8
32825 Blomberg, Germany
Phone +49 5235 3 12000
Fax +49 5235 3 41200
<http://www.phoenixcontact.de>



© 2011 Phoenix Contact
Technical modifications reserved;