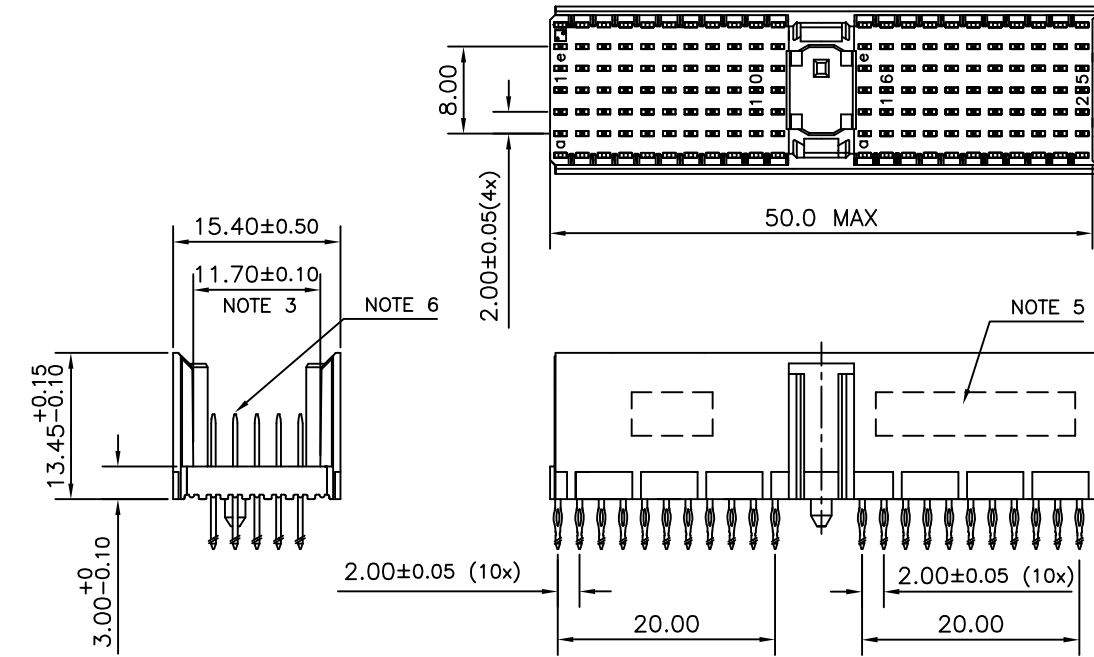


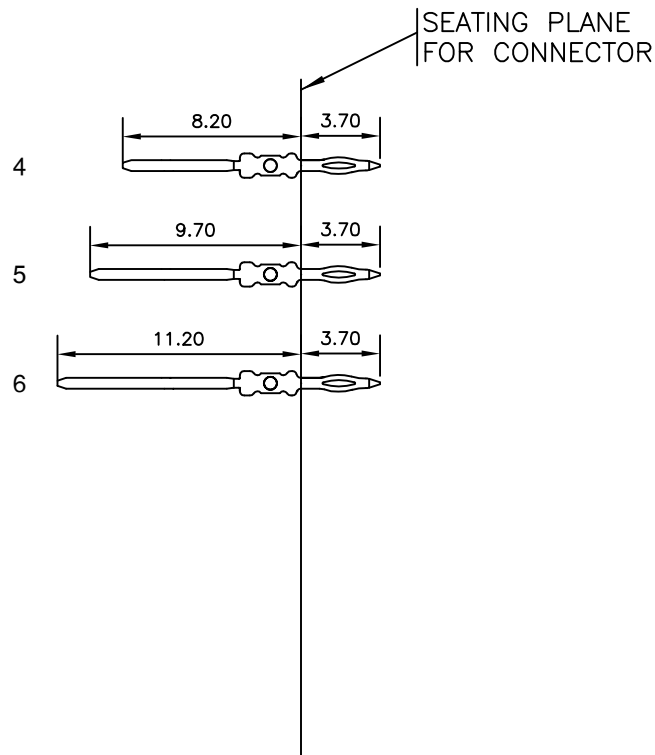
LOADING PATTERN MATING SIDE

f	0	0	0	0	0	0	0	0	0	0	0	0	0	0	0	0	0	0	0	0
e	4	4	4	4	4	4	4	4	4	4	4	4	4	4	6	6	6	6	6	6
d	4	4	4	4	4	4	4	4	4	4	4	4	4	4	6	6	6	6	6	6
c	4	4	4	4	4	4	4	4	4	4	4	4	4	4	6	6	6	6	6	6
b	4	4	4	4	4	4	4	4	4	4	4	4	4	4	5	5	5	5	5	5
a	4	4	4	4	4	4	4	4	4	4	4	4	4	4	6	6	6	6	6	6
z	0	0	0	0	0	0	0	0	0	0	0	0	0	0	0	0	0	0	0	0
P O S	0	0	0	0	0	0	0	0	0	0	0	0	0	0	1	1	2	2	2	2
	1	5	0	5	0	5	0	5	0	5	0	5	0	5	0	5	0	5	0	5

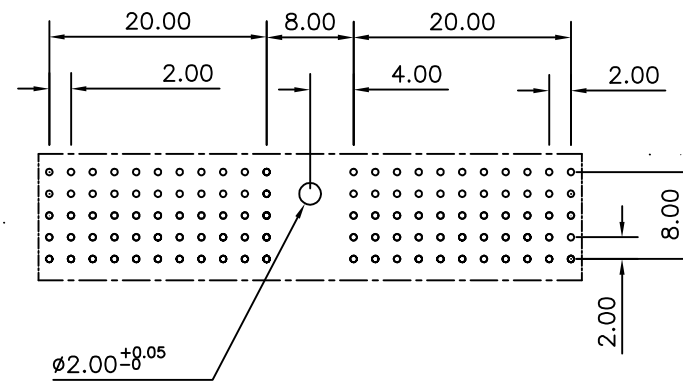
LOADED CONNECTOR ASSEMBLY (FOR EXAMPLE)



CONTACT OVERVIEW



LAY-OUT P.C.B.-HOLE



HM2P07PDT130 LEAD FREE INDICATOR : LF = LEAD FREE (DIGIT 15 & 16)

PLATING CODE (DIGIT 13 AND 14) (REF DRW NO. BS,C , 201844 , 003)

NOTES

- THIS PRODUCT IS CSA APPROVED.
- THIS PRODUCT IS UL RECOGNIZED.
- MEASURED AT THE BOTTOM.
- MATERIAL CONTACT: PHOSPHORBRONZE
HOUSING: CREAM WHITE GLASS FILLED POLYESTER UL-94V0
- CONNECTOR PRINTED WITH P/N AND DATE CODE.
- FOR ACTUAL CONTACT LOADINGS, SEE LOADING PATTERN MATING SIDE.
- SHAPE OF CONNECTOR HOUSING CAN ALTER DEPENDING ON PRODUCTION LOCATION
- THE PRODUCT (LF) MEETS EUROPEAN UNION DIRECTIVES AND OTHER COUNTRY REGULATIONS AS DESCRIBED IN GS-22-008
- FOR RECOMMENDED PTH DIMENSIONS REFER DRAWING : BS, A , 201572 , 001

CATALOG NO: HM2P07PDT130- ---

mat'l. code SEE NOTE 4				surface ISO 1302 ✓		tolerance ISO 406 ISO 1101		projection MM		product family MLLIPACS			
litr				ecn no		dr		date		title			
A				105-0253		MINI		2005-11-24		MPACS 5+2R STR HDR PF CONN TYPE A			
B				106-0131		MINI		2006-07-26					
				angles		linear		.0±0.2		scale -			
				0°±1°				.00±0.1					
				dr		MINI K VANDANATH		2005-11-24		dwg no sheet 1 of 1 size BS, C ,203028, 447 A3			
				enr		BIJU K PAUL		2005-11-24					
				chr		BIJU K PAUL		2006-07-26		type Product Customer Drawing			
				appd		BIJU K PAUL		2006-07-26					
sheet index		revision sheet		B		1							