

PAGE 1/2

ISSUE 12-09-16

SERIE : SPnT

PART NUMBER : R583833121

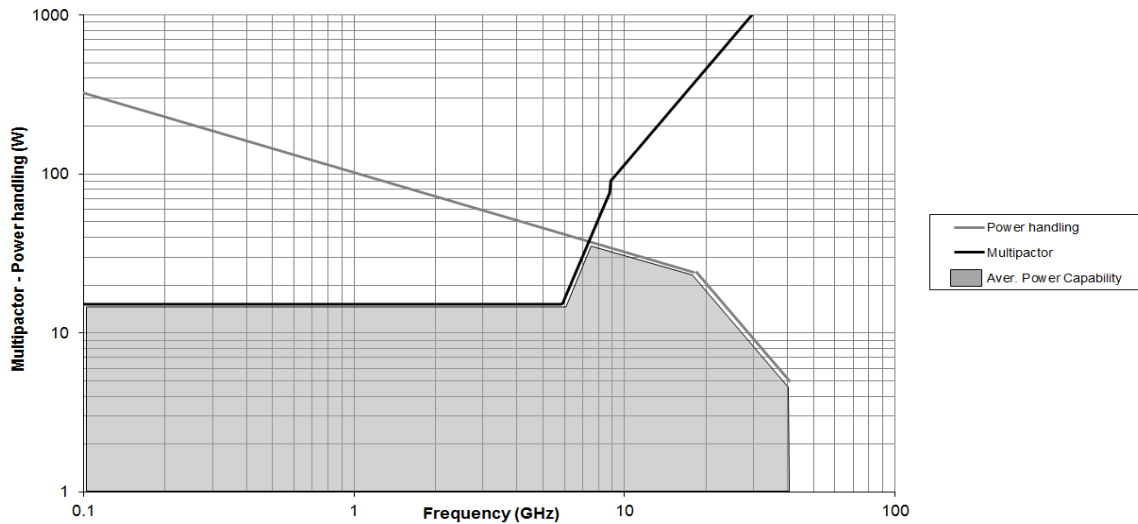
### RF CHARACTERISTICS

Number of ways : **6**  
 Frequency range : **0 - 40 GHz**  
 Impedance : **50 Ohms**

Frequency (GHz)	DC - 6	6 - 12.4	12.4 - 18	18 - 26.5	26.5 - 40
VSWR max	<b>1.30</b>	<b>1.40</b>	<b>1.50</b>	<b>1.70</b>	<b>2.20</b>
Insertion loss max	<b>0.30 dB</b>	<b>0.40 dB</b>	<b>0.50 dB</b>	<b>0.70 dB</b>	<b>1.10 dB</b>
Isolation min	<b>70 dB</b>	<b>60 dB</b>	<b>60 dB</b>	<b>55 dB</b>	<b>50 dB</b>
Average power (*)	<b>40 W</b>	<b>30 W</b>	<b>25 W</b>	<b>15 W</b>	<b>5 W</b>

SWITCH REPEATABILITY : 0.03 dB peak change in insertion loss over 100 cycles

Multipactor and Power handling under vacuum with no margin



### ELECTRICAL CHARACTERISTICS

Actuator : **LATCHING**  
 Nominal current \*\* : **125 mA**  
 Actuator voltage (Vcc) : **28V (24 to 30V) / POSITIVE COMMON**  
 Terminals : **25 pins D-SUB male connector**  
 Indicator rating : **1 W / 30 V / 100 mA**

### MECHANICAL CHARACTERISTICS

Connectors : **SMA 2.9 female per MIL-C 39012**  
 Life : **2.000.000 cycles per position**  
 Switching Time\*\*\* : **< 15 ms**  
 Construction : **Vacuum compatible**  
 Weight : **< 220 g**

### ENVIRONMENTAL CHARACTERISTICS

Operating temperature range : **-40°C to +85°C**  
 Storage temperature range : **-55°C to +85°C**

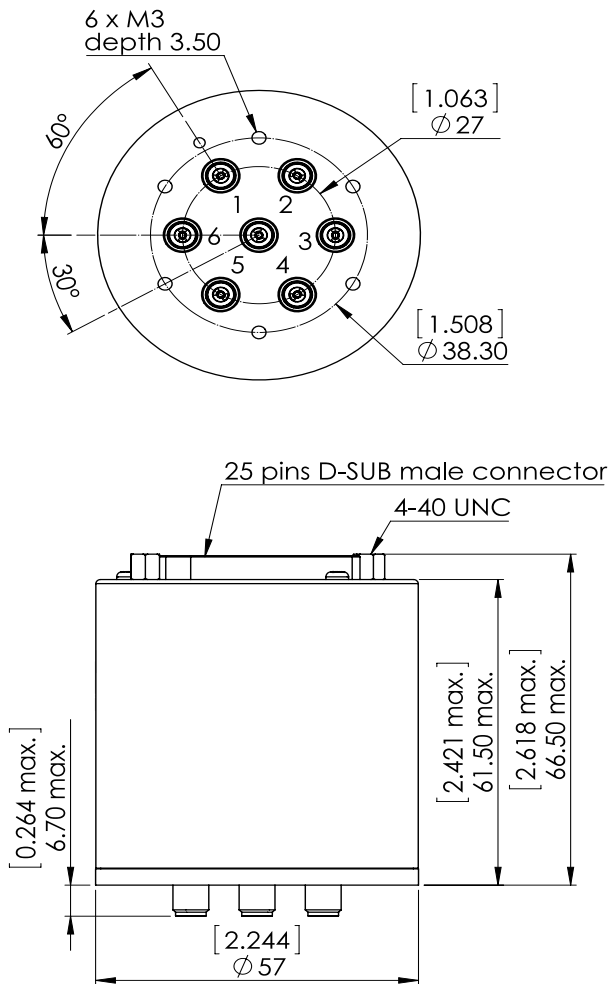
(\* Average power at 25°C per RF Path (sea level))

(\*\* At 25° C ±10%)

(\*\*\* Nominal voltage ; 25° C)



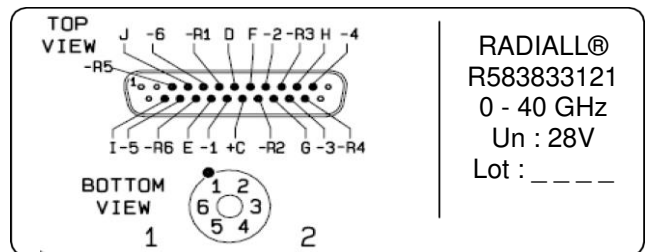
**DRAWING**



General tolerances : ±0.5 mm [0.02 in]

Voltage	RF Continuity	Ind.
+C -1	IN ↔ 1	D.E
+C -R1	Open	--
+C -2	IN ↔ 2	D.F
+C -R2	Open	--
+C -3	IN ↔ 3	D.G
+C -R3	Open	--
+C -4	IN ↔ 4	D.H
+C -R4	Open	--
+C -5	IN ↔ 5	D.I
+C -R5	Open	--
+C -6	IN ↔ 6	D.J
+C -R6	Open	--

**LABEL**



**SCHEMATIC DIAGRAM**

