



Main

Range of Product	Harmony Electromechanical Relays
Series name	Miniature
Product or Component Type	Plug-in relay
Device short name	RXM
Contacts type and composition	3 C/O
[Uc] control circuit voltage	24 V DC
[Ithe] conventional enclosed thermal current	10 A -40...131 °F (-40...55 °C)
Status LED	With
Control Type	Lockable test button
Utilisation coefficient	20 %

Complementary

Shape of pin	Flat
[Ui] rated insulation voltage	250 V IEC 300 V CSA 300 V UL
[Uimp] rated impulse withstand voltage	4 kV 1.2/50 µs
Contacts material	AgNi
[Ie] rated operational current	10 A 28 V DC) NO IEC 10 A 250 V AC) NO IEC 5 A 28 V DC) NC IEC 5 A 250 V AC) NC IEC 10 A 30 V DC) UL 10 A 277 V AC) UL
Maximum switching voltage	250 V IEC
Resistive rated load	10 A 250 V AC 10 A 28 V DC
Maximum switching capacity	2500 VA/280 W
Minimum switching capacity	170 mW 10 mA, 17 V
Operating rate	<= 1200 cycles/hour under load <= 18000 cycles/hour no-load
Mechanical durability	10000000 cycles
Electrical durability	100000 cycles resistive
Average coil consumption in W	0.9 W
Drop-out voltage threshold	>= 0.1 Uc
Operate time	20 ms
Release time	20 ms
Average coil resistance	650 Ohm 20 °C +/- 10 %
Rated operational voltage limits	19.2...26.4 V DC
Safety reliability data	B10d = 100000
Protection category	RT I
Test levels	Level A
Operating position	Any position
CAD overall height	3.26 in (82.8 mm)
CAD overall depth	3.16 in (80.35 mm)

Net Weight	0.08 lb(US) (0.037 kg)
Device presentation	Complete product

Environment

Dielectric strength	1300 V AC between contacts with micro disconnection 2000 V AC between coil and contact 2000 V AC between poles
Product Certifications	UL CE CSA GOST Lloyd's
Standards	EN/IEC 61810-1 CSA C22.2 No 14 UL 508
Ambient Air Temperature for Storage	-40...185 °F (-40...85 °C)
Ambient air temperature for operation	-40...131 °F (-40...55 °C)
Vibration resistance	3 gn +/- 1 mm 10...150 Hz)5 cycles in operation 5 gn +/- 1 mm 10...150 Hz)5 cycles not operating
IP degree of protection	IP40 conforming to EN/IEC 60529
Shock resistance	10 gn in operation 30 gn not operating
Pollution degree	2

Ordering and shipping details

Category	21127 - ZELIO ICE CUBE RELAYS
Discount Schedule	CP2
GTIN	3389119403634
Nbr. of units in pkg.	1
Package weight(Lbs)	0.08 lb(US) (0.037 kg)
Returnability	Yes
Country of origin	CN

Packing Units

Unit Type of Package 1	PCE
Package 1 Height	0.83 in (21.07 mm)
Package 1 width	1.07 in (27.24 mm)
Package 1 Length	1.82 in (46.25 mm)
Unit Type of Package 2	BB1
Number of Units in Package 2	10
Package 2 Weight	0.86 lb(US) (0.39 kg)
Package 2 Height	1.14 in (2.9 cm)
Package 2 width	4.37 in (11.1 cm)
Package 2 Length	5.24 in (13.3 cm)
Unit Type of Package 3	S02
Number of Units in Package 3	240
Package 3 Weight	22.64 lb(US) (10.271 kg)
Package 3 Height	5.91 in (15 cm)
Package 3 width	11.81 in (30 cm)
Package 3 Length	15.75 in (40 cm)

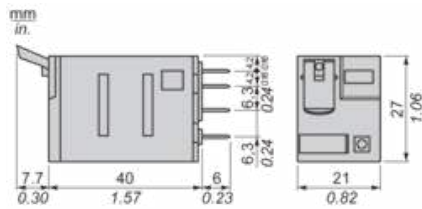
Offer Sustainability

Sustainable offer status	Green Premium product
California proposition 65	WARNING: This product can expose you to chemicals including: Nickel compounds, which is known to the State of California to cause cancer, and Di-isodecyl phthalate (DIDP), which is known to the State of California to cause birth defects or other reproductive harm. For more information go to www.P65Warnings.ca.gov
REACH Regulation	REACH Declaration
REACH free of SVHC	Yes
EU RoHS Directive	Pro-active compliance (Product out of EU RoHS legal scope) EU RoHS Declaration
Toxic heavy metal free	Yes
Mercury free	Yes
RoHS exemption information	Yes
China RoHS Regulation	China RoHS Declaration
Environmental Disclosure	Product Environmental Profile
WEEE	The product must be disposed on European Union markets following specific waste collection and never end up in rubbish bins.

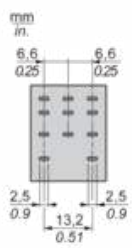
Contractual warranty

Warranty	18 months
----------	-----------

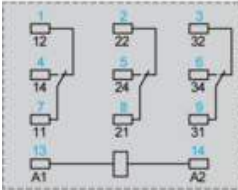

Dimensions



Pin Side View



Wiring Diagram

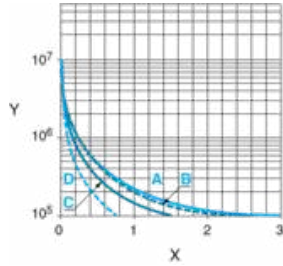


Symbols shown in blue correspond to Nema marking.

Electrical Durability of Contacts

Durability (inductive load) = durability (resistive load) x reduction coefficient.

Resistive AC load



X Switching capacity (kVA)

Y Durability (Number of operating cycles)

A RXM2AB...

B RXM3AB...

C RXM4AB...

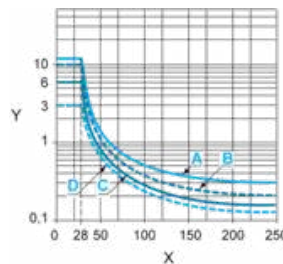
D RXM4GB...

Reduction coefficient for inductive AC load (depending on power factor $\cos \phi$)



Y Reduction coefficient (A)

Maximum switching capacity on resistive DC load



X Voltage DC

Y Current DC

A RXM2AB...

B RXM3AB...

C RXM4AB...

D RXM4GB...

Note : These are typical curves, actual durability depends on load, environment, duty cycle, etc.