

# PEAW30I and PEAW36I Power Supply Series

**Features:**

- Class II Configuration
- Interchangeable AC Plugs
- Efficiency Level VI
- <100mW No Load Power Consumption
- Short Circuit Protection
- Overload Protection
- No Load Operation



\*Safety approvals may be model dependent. Consult TT Electronics for specifics or for additional safety approvals required.

**Description:**

The PEAW30I and PEAW36I series' of industrial wall mount power adaptors with interchangeable AC blades are designed and certified for global use. Offering between 20 and 36W of throughput in a multitude of nominal output voltages, these small, reliable power supplies are ideal for low power applications across the globe.

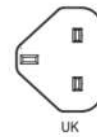
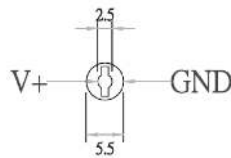
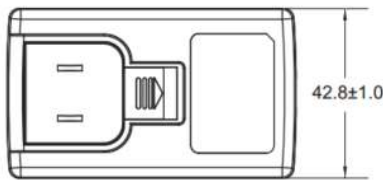
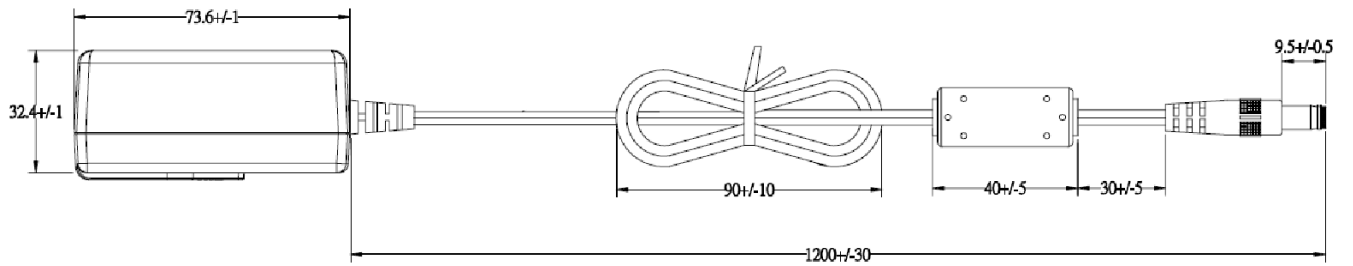
Model Number	Voltage	Current	Total Power	Output Regulation	Ripple & Noise (P-P)	Efficiency Level
PEAW30I-10-B2	5VDC	4A	20W	±5%	100mV	VI
PEAW30I-11-B2	9VDC	3A	27W	±5%	250mV	VI
PEAW30I-12-B2	12VDC	2.5A	30W	±5%	250mV	VI
PEAW36I-12-B2	12VDC	3A	36W	±5%	250mV	VI
PEAW30I-13-B2	15VDC	2A	30W	±5%	250mV	VI
PEAW30I-13-1-B2	18VDC	1.67A	30W	±5%	350mV	VI
PEAW30I-14-B2	24VDC	1.25A	30W	±5%	350mV	VI
PEAW36I-14-B2	24VDC	1.5A	36W	±5%	350mV	VI
PEAW30I-17-B2	36VDC	0.83A	30W	±5%	480mV	VI
PEAW30I-18-B2	48VDC	0.62A	30W	±5%	480mV	VI

Note: Shipped with USA AC Blade; others are optional.

<b>Specifications</b>	
<b>Input</b>	
Input Voltage	90-264VAC
Input Frequency	47-63Hz
Input Current	1.0A –0.5A, 115VAC– 230VAC
Safety Isolation	3.0kVAC Input to Output
Inrush Current	<30A peak @ 115VAC, cold start at 25°C <60A peak @ 230VAC, cold start at 25°C
No Load Power	<100mW
<b>Output</b>	
Total Output	20W-36W, see table
Output Voltage	See table
Hold Up Time	>8.3m sec @ full load and 115VAC/60Hz input
Turn on Time	<3 seconds
Efficiency	86.9% Avg. min. @ 100~240Vac, 50/60Hz (except PEAW30I-10 83.1% avg. min.) Meets DOE level VI requirements
Minimum Load	No Minimum Load
Switching Frequency	50 kHz typical
Line Regulation	<± 1% of rated output voltage at full load
<b>Protection Features</b>	
Overvoltage Protection	150% Max. of rated voltage. Latching mode. Cycle AC for recovery
Overcurrent Protection	150% Max. of rated current. Auto-restart when fault removed.
Short Circuit Protection	Hiccup Mode. Auto Recovery
Ingress	IP22 Compliant
<b>Environmental</b>	
Operating Temperature	0°C to 60°C (Derate output power linearly from 100% at 40°C to 50% at 60°C)
Storage Temperature	-20°C to +85°C
Operating Humidity	10% - 90% non-condensing
Storage Humidity	5% - 90% non-condensing
Operating Altitude	<5000m
<b>General Specifications</b>	
Dimensions	2.90”(73.6mm)L x 1.69”(42.8mm)W x 1.28”(32.5mm)H
Weight	0.44lbs
MTBF	>100,000 hours per MIL-HDBK-217F at full load and 25°C ambient
AC Input Receptacle	Interchangeable Plugs
DC output Plug	Barrel Type: 5.5mm x 2.5mm x 9.5mm Center positive (others upon request)

<b>Specifications Continued</b>	
<b>Safety</b>	
Approvals	UL 62368-1 cUL 62368-1 TUV EN62368-1/A12:2011 CB Report PSE 62368-1 RCM 62368-1 CCC 60950-1
*Safety approvals may be model dependent. Consult TT Electronics for specifics or for additional safety approvals required.	
<b>EMC</b>	
EMC	FCC Part 15 Class B Radiated & Conducted CISPR32 Class B Radiated & Conducted EN55032 Class B Radiated & Conducted
Harmonic Currents Voltage Flicker Electrostatic Discharge Radiated Immunity EFT/Burst Surge Immunity Conducted Immunity Magnetic Field Dips/Interruptions	IEC 61000-3-2 IEC 61000-3-3 IEC 61000-4-2: ±8kV Air, ±4kV contact IEC 61000-4-3: 3V/m IEC 61000-4-4: ±1kV IEC 61000-4-5: 2005 1kV diff, 2kV com IEC 61000-4-6: 3Vrms IEC 61000-4-8: 1A/m IEC 61000-4-11: 30% reduction for 500ms, >95% reduction for 10ms.

## Diagrams



\*Shipped with USA AC Blade; others are optional.

### Thermal Derating Curve

