



**Data sheet | Item number: 289-587**

Interface module; with solder pin; Male connector; 25-pole; Mating connector with solder connection; Vertical mounting; PCB terminal blocks, double-row; in mounting carrier; with shield connection; 2,50 mm<sup>2</sup>



[www.wago.com/289-587](http://www.wago.com/289-587)



**Data**

**Electrical data**

Operating voltage	≤ AC/DC 125 V
Nominal current	2 A

Subject to changes. Please also observe the further product documentation!

WAGO GmbH & Co. KG  
Hansastr. 27  
32423 Minden  
Phone: +49571 887-0 | Fax: +49571 887-169  
Email: [info.de@wago.com](mailto:info.de@wago.com) | Web: [www.wago.com](http://www.wago.com)

Do you have any questions about our products?  
We are always happy to take your call at +49 (571) 887-44222.



Contact resistance (max.)	30 mΩ
Specialty functions	with shield connection

## Safety and protection

Rated voltage	125 V
Rated surge voltage	0.8 kV
Pollution degree	2
Protection type	IP20
Insulation type	Basic insulation

## Connection data

Performance level	2 / 200 mating cycles
Strain relief	UNC 4-40 stud bolt

## Connection 1

Connector	D-subminiature male connector
Pole number 1	25
Connection type 1	System
Note (conductor cross-section)	12 AWG: THHN, THWN
Mating direction	vertical

## Connection 2

Design 2	PCB terminal blocks (double-row)
Pole number 2	26
Connection type 2	Field
Connection technology 2	CAGE CLAMP®
WAGO connector 2	WAGO 236 Series
Solid conductor 2	0.08 ... 2.5 mm <sup>2</sup> / 28 ... 12 AWG
Fine-stranded conductor 2	0.08 ... 2.5 mm <sup>2</sup> / 28 ... 12 AWG
Strip length 2	5 ... 6 mm / 0.2 ... 0.24 inches

## Physical data

Width	71.5 mm / 2.815 inches
Height	85 mm / 3.346 inches
Depth from upper-edge of DIN-rail	34 mm / 1.339 inches

Subject to changes. Please also observe the further product documentation!

WAGO GmbH & Co. KG  
 Hansastr. 27  
 32423 Minden  
 Phone: +49571 887-0 | Fax: +49571 887-169  
 Email: [info.de@wago.com](mailto:info.de@wago.com) | Web: [www.wago.com](http://www.wago.com)

Do you have any questions about our products?  
 We are always happy to take your call at +49 (571) 887-44222.



## Mechanical Data

Mounting type	DIN-35 rail
Housing design	Mounting carrier

## Material Data

Contact material (connector)	Au over Ni
Fire load	1.203 MJ
Weight	78.4 g

## Environmental requirements

Ambient temperature (operation)	-20 ... +50 °C
Ambient temperature (storage)	-40 ... +70 °C
Relative humidity	85% (non-condensing)

## Standards and specifications

Standards/specifications	EN 61010-2-201
--------------------------	----------------

## Commercial data

Product Group	6 (INTERFACE ELECTRONIC)
eCl@ss 10.0	27-14-11-52
eCl@ss 9.0	27-14-11-52
ETIM 8.0	EC002780
ETIM 7.0	EC002780
PU (SPU)	4 (1) pcs
Packaging type	box
Country of origin	DE
GTIN	4045454362188
Customs tariff number	85366990990

## Environmental Product Compliance

RoHS Compliance Status	Compliant, No Exemption
------------------------	-------------------------

## Approvals / Certificates

### General approvals

Logo	Approval	Additional Approval Text	Certificate name
------	----------	--------------------------	------------------

Subject to changes. Please also observe the further product documentation!

WAGO GmbH & Co. KG  
 Hansastr. 27  
 32423 Minden  
 Phone: +49571 887-0 | Fax: +49571 887-169  
 Email: [info.de@wago.com](mailto:info.de@wago.com) | Web: [www.wago.com](http://www.wago.com)

Do you have any questions about our products?  
 We are always happy to take your call at +49 (571) 887-44222.



<b>EAC</b> Brjansker Zertifizierungsstelle	TP TC 004/2011	EAC RU C- DE.AM02. B.00122 /19
<b>UL</b> Underwriters Laboratories Inc. (ORDINARY LOCATIONS)	UL 508	E175199 Vol.2 Sec. 1

## Optional accessories

### Tool

Operating tool		
<b>Item no.: 210-720</b> Operating tool; Blade: 3.5 x 0.5 mm; with a partially insulated shaft; multicoloured		<a href="http://www.wago.com/210-720">www.wago.com/210-720</a>

### Marking accessories

Marking strip		
<b>Item no.: 709-196</b> Marking strips; for laser printer; translucent		<a href="http://www.wago.com/709-196">www.wago.com/709-196</a>
<b>Item no.: 709-178</b> Marking strips; on reel; 7.5 mm wide; not stretchable; plain; snap-on type; white		<a href="http://www.wago.com/709-178">www.wago.com/709-178</a>
<b>Item no.: 709-177</b> Marking strips; on reel; 7.5 mm wide; not stretchable; plain; snap-on type; translucent		<a href="http://www.wago.com/709-177">www.wago.com/709-177</a>

## Downloads

### Documentation

#### Bid Text

289-587 X81 - Datei	2019 年2月19 日	xml 3.7 kB	Download
289-587 doc - Datei	2015 年2月6 日	doc 27.6 kB	Download

#### Instruction Leaflet

		pdf 1.3 MB	Download
--	--	---------------	----------

#### Additional Information

Disposal and Recycling Electrical and electronic equipment, Batteries, Packaging	V 1.1.0 2022 年8月18 日	pdf 2.2 MB	Download
---	-------------------------	---------------	----------

Subject to changes. Please also observe the further product documentation!

WAGO GmbH & Co. KG  
Hansastr. 27  
32423 Minden  
Phone: +49571 887-0 | Fax: +49571 887-169  
Email: [info.de@wago.com](mailto:info.de@wago.com) | Web: [www.wago.com](http://www.wago.com)

Do you have any questions about our products?  
We are always happy to take your call at +49 (571) 887-44222.

## CAD/CAE-Data

### CAD data

2D/3D Models 289-587	<a href="#">URL</a>	<a href="#">Download</a>
----------------------	---------------------	--------------------------

### CAE data

EPLAN Data Portal 289-587	<a href="#">URL</a>	<a href="#">Download</a>
---------------------------	---------------------	--------------------------

WSCAD Universe 289-587	<a href="#">URL</a>	<a href="#">Download</a>
------------------------	---------------------	--------------------------

ZUKEN Portal 289-587	<a href="#">URL</a>	<a href="#">Download</a>
----------------------	---------------------	--------------------------

## Environmental Product Compliance


### Compliance Search

Environmental Product Compliance 289-587	<a href="#">URL</a>	<a href="#">Download</a>
--	---------------------	--------------------------


Interface module; with solder pin; Male connector; 25-pole; Mating connector with solder connection; Vertical mounting; PCB terminal blocks, double-row; in mounting carrier; with shield connection; 2,50 mm<sup>2</sup>

## Installation Notes

### Conductor termination



Conductor termination – screwdriver actuation parallel to conductor entry



Conductor termination – screwdriver actuation perpendicular to conductor entry

### Installation

Subject to changes. Please also observe the further product documentation!



Snapping a module onto DIN-rail.



Removing a module from the DIN-rail.

Subject to changes. Please also observe the further product documentation!