

5352033-1 ✓ ACTIVE



Z-PACK | Z-PACK 2mm HM

TE Internal #: 5352033-1


Hard Metric Backplane Connectors, PCB Mount Header, ≤ 1 Gb/s,
19 Column, 7 Row, Mezzanine, 133 Position, 2 mm [.078 in]

Centerline, Z-PACK 2mm HM

[View on TE.com >](#)

Connectors > PCB Connectors > Backplane Connectors > Hard Metric Backplane Connectors >

Hard Metric Male Connector: Traditional Backplane, Mezzanine, 2mm



PCB Connector Assembly Type: **PCB Mount Header**

Data Rate: ≤ 1 Gb/s

Number of Columns: **19**

Number of Rows: **7**

Backplane Architecture: **Mezzanine**

[All Hard Metric Male Connector: Traditional Backplane, Mezzanine, 2mm \(124\)](#)

Features

Product Type Features

| | |
|-----------------------------------|-----------------------|
| Backplane Interface Type | 2mm HM |
| PCB Connector Assembly Type | PCB Mount Header |
| Connector System | Board-to-Board |
| Sealable | No |
| Connector & Contact Terminates To | Printed Circuit Board |

Configuration Features

| | |
|----------------------------|---------------------|
| Rows Loaded | A, B, C, D, E, F, Z |
| Number of Signal Positions | 95 |
| Number of Columns | 19 |
| Number of Rows | 7 |
| Backplane Architecture | Mezzanine |
| Number of Positions | 133 |



| | |
|-----------------------|----------|
| PCB Mount Orientation | Vertical |
|-----------------------|----------|

Signal Characteristics

| | |
|-------------------|----------|
| Crosstalk Version | Standard |
| Data Rate | ≤1 Gb/s |

Body Features

| | |
|-----------------------|------|
| Primary Product Color | Gray |
|-----------------------|------|

Contact Features

| | |
|--|-----------------|
| Feedthrough Post Length | 3.7 mm |
| CompactPCI Designation | P3 |
| Contact Type | Pin |
| Contact Underplating Material | Nickel |
| PCB Contact Termination Area Plating Material | Tin |
| Contact Base Material | Phosphor Bronze |
| Contact Mating Area Plating Material | Gold |
| Contact Mating Area Plating Material Thickness | 1.27 μm[50 μin] |
| Contact Current Rating (Max) | 1.5 A |

Mechanical Attachment

| | |
|-------------------------|-------------|
| Connector Mounting Type | Board Mount |
|-------------------------|-------------|

Housing Features

| | |
|--------------------|----------------|
| Housing Material | Polyester - GF |
| Centerline (Pitch) | 2 mm[.078 in] |

Dimensions

| | |
|-------------------------|-------|
| Backplane Module Length | 38 mm |
|-------------------------|-------|

Usage Conditions

| | |
|-----------------------------|----------------------------|
| Operating Temperature Range | -55 – 125 °C[-67 – 257 °F] |
|-----------------------------|----------------------------|

Operation/Application

| | |
|---------------------|----------------|
| Shielded | No |
| Circuit Application | Power & Signal |

Industry Standards

| | |
|------------------------|----------|
| UL Flammability Rating | UL 94V-0 |
|------------------------|----------|

Packaging Features

| | |
|--------------------|------|
| Packaging Quantity | 13 |
| Packaging Method | Tube |

Other

| | |
|-----------------------------|-----------------------|
| Backplane Connector Comment | Row Configuration 5+2 |
|-----------------------------|-----------------------|

Product Compliance

[For compliance documentation, visit the product page on TE.com>](#)

| | |
|---|---|
| EU RoHS Directive 2011/65/EU | Compliant |
| EU ELV Directive 2000/53/EC | Compliant |
| China RoHS 2 Directive MIIT Order No 32, 2016 | No Restricted Materials Above Threshold |
| EU REACH Regulation (EC) No. 1907/2006 | Current ECHA Candidate List: JUNE 2023 (235) Candidate List Declared Against: JUNE 2023 (235) Does not contain REACH SVHC |
| Halogen Content | Not Low Halogen - contains Br or Cl > 900 ppm. |
| Solder Process Capability | Not applicable for solder process capability |

Product Compliance Disclaimer

This information is provided based on reasonable inquiry of our suppliers and represents our current actual knowledge based on the information they provided. This information is subject to change. The part numbers that TE has identified as EU RoHS compliant have a maximum concentration of 0.1% by weight in homogenous materials for lead, hexavalent chromium, mercury, PBB, PBDE, DBP, BBP, DEHP, DIBP, and 0.01% for cadmium, or qualify for an exemption to these limits as defined in the Annexes of Directive 2011/65/EU (RoHS2). Finished electrical and electronic equipment products will be CE marked as required by Directive 2011/65/EU. Components may not be CE marked. Additionally, the part numbers that TE has identified as EU ELV compliant have a maximum concentration of 0.1% by weight in homogenous materials for lead, hexavalent chromium, and mercury, and 0.01% for cadmium, or qualify for an exemption to these limits as defined in the Annexes of Directive 2000/53/EC (ELV). Regarding the REACH Regulation, the information TE provides on SVHC in articles for this part number is based on the latest European Chemicals Agency (ECHA) 'Guidance on requirements for substances in articles' posted at this URL: <https://echa.europa.eu/guidance-documents/guidance-on-reach>


Compatible Parts



Also in the Series | Z-PACK 2mm HM




Backplane Coding Keys(60)



Backplane Connector Housings(4)




Backplane Guide Hardware(37)




Backplane Power Connectors(6)



Board-to-Board Connector Contacts(2)




Hard Metric Backplane Connectors (269)



High Speed Backplane Connectors(1)



Insertion & Extraction Tools(2)



PCB Connector Covers(4)



PCB Connector Shrouds(39)



PCB Ferrules & Shields(19)



Rectangular Power Connectors(87)

Customers Also Bought



TE Part #5646357-1
Hard Metric Male Connector:
Traditional Backplane, Mezzanine,
2mm



TE Part #5352152-1
HM Receptacle Connector: Traditional
Backplane, Coplanar, 2mm



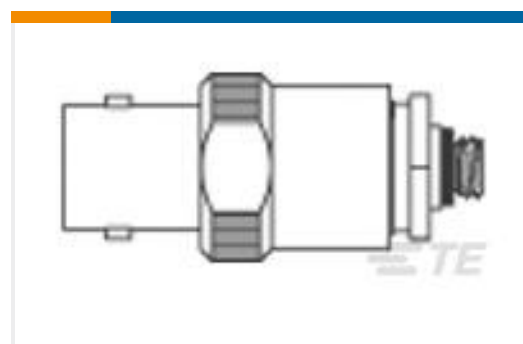
TE Part #7-1879215-5
CPF 0402 27K4 0.1% 25PPM 1K RL



TE Part #223969-1
UNV PWR MDL, GUIDE PIN LOCT PL



TE Part #6565199-3
TC-ZIF HDR ASSY 260P SHIELD
FINGER



TE Part #4-1532004-5
033-0102-0001=ADAPTERBNCRCPT/
FINGER



Documents

Product Drawings

[Z-PACK 2MM HM ASSY,TYPE-B 133P](#)

English

CAD Files

[3D PDF](#)

English

Customer View Model

[ENG_CVM_5352033-1_O.2d_dxf.zip](#)

English

Customer View Model

[ENG_CVM_5352033-1_O.3d_igs.zip](#)

English

Customer View Model

[ENG_CVM_5352033-1_O.3d_stp.zip](#)

English

By downloading the CAD file I accept and agree to the [Terms and Conditions](#) of use.

Product Specifications

[Application Specification](#)

English

Product Environmental Compliance

[MD_5352033-1_092620172316_dmtec](#)

English

[MD_5352033-1_092620172316_dmtec](#)

English