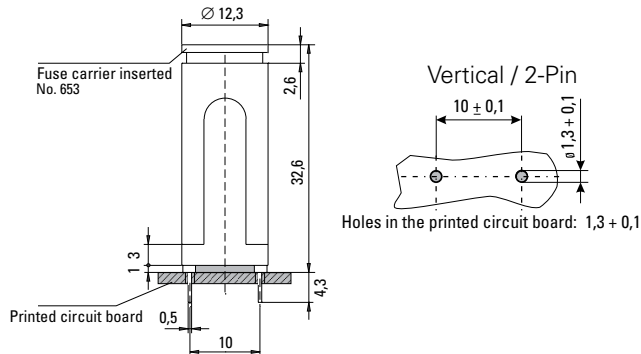


652 Series Circuit Board Mount Enclosed Fuse Holders for 5x20mm Fuses      

Not for new designs - refer to No. 852 and 853



Dimensions



Additional Information



Datasheet



Resources







Samples

Product Characteristics

Compatible Fuse Types	5x20mm
Materials	Holder/Cap: Black Thermoplastic Polyamide PA 6.6, UL94 V-0
	Sealing Washer: Thermoplastic (Cap 653 04 & 655 04)
	Metal Parts: Copper alloy, corrosion protected
Electrical Data (23°C)	Rated Voltage: 250V
	Max. Current/Power: 6.3A (VDE/SEMKO) 16A (UL/CSA)
	Rated Power: 2.5W (VDE/SEMKO)
Mounting	(2) Solder pins 0.5mmx1.1mm
Protection Class & Category	IP 40 (with Cap 653 07 & 655 07 acc. to IEC 60529) IP 54 (with Cap 653 04 & 655 04 acc. to IEC 60529) PC2 (IEC 60127-6)
Operating Temperature	-25°C to +70°C (consider de-rating)
Climatic Test	-25°C/+70°C/21 days (IEC 60068-2-1...3)
Stock Conditions	+10°C to +60°C relative humidity ≤ 75% yearly average, without dew, maximum value for 30 days - 95%
Vibration Resistance	24 cycles at 15 min. each (IEC 60068-2-6) 10 - 60Hz at 0.75mm amplitude 60 - 2000Hz at 10g acceleration
Contact Resistance	≤ 5mΩ
Dielectric Strength	> 1.5 kV
Impulse Voltage	4 kV, 50 Hz, 1 min., dry
Insulation Resistance	> 10 ³ MΩ (500 VDC, 1 min.)
Solderability	235°C, 3 sec. (Wave) 350°C, 1 sec. (Soldering Iron)
Soldering Heat Resistance	260°C, 5 sec. (IEC 60068-2-20)
Minimum Cross Section	Conducting path - 0.2mm ²
Marking	652, 250V, Approvals
Unit Weight	3.8g (Holder) / 2.0g (653) / 2.4g (655)

Agency Approval

Agency	Agency File Number
	92599
	608495
	E 70164
	47574

Ordering Information

Description	Ordering Number	Packaging
Cap, 5x20 mm, Flush Mount	653 0000 000	Bulk 100
Cap, 2x25 mm, Finger Grip	655 0000 000	Bulk 100
652 Series Holder	652 0000 000	Bulk 100