

5103311-6 ✓ ACTIVE

## AMP-LATCH

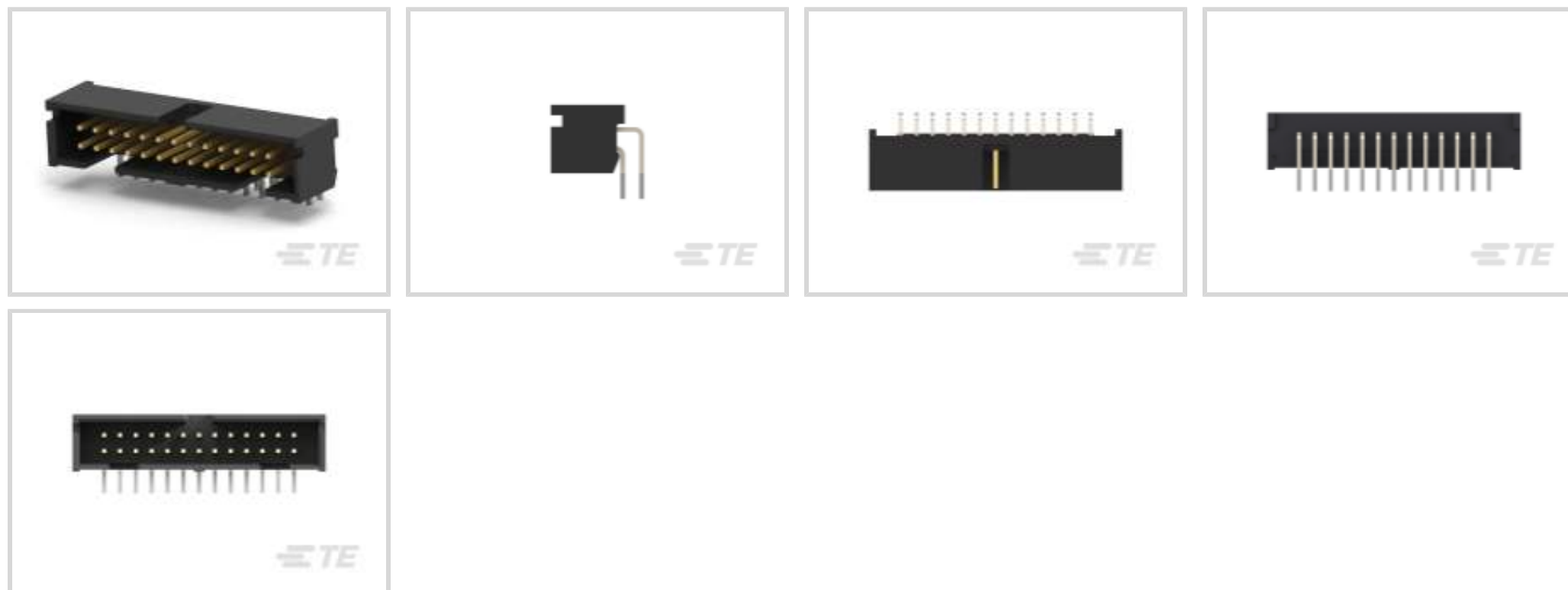
TE Internal #: 5103311-6

Ribbon Cable Connectors, Wire-to-Board, 26 Position, 2.54 mm [.1 in] Centerline, Right Angle, Through Hole - Solder, 2 Row, Plug, Low Profile

[View on TE.com >](#)



Connectors > PCB Connectors > Wire-to-Board Connectors > FFC, FPC & Ribbon Connectors > Ribbon Cable Connectors



Connector System: **Wire-to-Board**

Number of Positions: **26**

Centerline (Pitch): **2.54 mm [.1 in]**

PCB Mount Retention: **Without**

PCB Mount Orientation: **Right Angle**

### Features

#### Product Type Features

Ribbon Cable Connector Header Type	Pin Header
Connector Product Type	Connector Assembly
Connector System	Wire-to-Board
Connector & Housing Type	Plug
Connector & Contact Terminates To	Printed Circuit Board

#### Configuration Features

Number of Positions	26
PCB Mount Orientation	Right Angle
Number of Rows	2

#### Electrical Characteristics

Insulation Resistance	5000 MΩ
Operating Voltage	250 VAC

#### Body Features

Daisy Chain	With
-------------	------



Primary Product Color	Black
Connector Profile	Low

### Contact Features

Mating Square Post Dimension	.64 mm[.025 in]
PCB Contact Termination Area Plating Material Thickness	2.54 $\mu$ m[100 $\mu$ in]
Contact Type	Pin
	30 $\mu$ in
Contact Mating Area Plating Material	Gold, Gold Flash over Palladium Nickel
Contact Shape & Form	Square
Contact Underplating Material	Nickel
PCB Contact Termination Area Plating Material	Tin
Contact Base Material	Copper Alloy
Contact Current Rating (Max)	1 A

### Termination Features

Square Termination Post & Tail Dimension	.64 mm[.025 in]
Termination Post & Tail Length	3.43 mm[.135 in]
Termination Method to Printed Circuit Board	Through Hole - Solder

### Mechanical Attachment

Mating Alignment	With
PCB Mount Alignment	Without
Panel Mount Feature	Without
PCB Mount Retention	Without
Mating Alignment Type	Center, Dual Polarizing Bar
Mating Retention	Without
Connector Mounting Type	Board Mount

### Housing Features

Housing Material	Glass Filled Nylon/PBT
Centerline (Pitch)	2.54 mm[.1 in]

### Dimensions

Shrouded End Dimension	3.81 mm[.15 in]
Connector Length	40.64 mm[1.6 in]
Connector Height	8.81 mm[.347 in]



Row-to-Row Spacing	2.54 mm[.1 in]
--------------------	----------------

### Usage Conditions

Housing Temperature Rating	Standard
Operating Temperature Range	-65 – 105 °C[-85 – 221 °F]

### Operation/Application

Solder Process Feature	Board Standoff
Circuit Application	Signal

### Industry Standards

UL Flammability Rating	UL 94V-0
------------------------	----------

### Packaging Features

Packaging Quantity	35
Packaging Method	Tube

### Other

Wire-to-Board Connector Comment	Mates with Receptacles
---------------------------------	------------------------

## Product Compliance

[For compliance documentation, visit the product page on TE.com>](#)

EU RoHS Directive 2011/65/EU	Compliant
EU ELV Directive 2000/53/EC	Compliant
China RoHS 2 Directive MIIT Order No 32, 2016	No Restricted Materials Above Threshold
EU REACH Regulation (EC) No. 1907/2006	Current ECHA Candidate List: JUNE 2023 (235) Candidate List Declared Against: JAN 2023 (233) Does not contain REACH SVHC
Halogen Content	BFR/CFR/PVC Free, but Br/Cl >900 ppm in other sources.
Solder Process Capability	Wave solder capable to 265°C

#### Product Compliance Disclaimer

This information is provided based on reasonable inquiry of our suppliers and represents our current actual knowledge based on the information they provided. This information is subject to change. The part numbers that TE has identified as EU RoHS compliant have a maximum concentration of 0.1% by weight in homogenous materials for lead, hexavalent chromium, mercury, PBB, PBDE, DBP, BBP, DEHP, DIBP, and 0.01% for cadmium, or qualify for an exemption to these limits as defined in the Annexes of Directive 2011/65/EU (RoHS2). Finished electrical and electronic equipment products will be CE marked as required by Directive 2011/65/EU. Components may not be CE marked. Additionally, the part numbers that TE has identified as EU ELV compliant have a maximum concentration of 0.1% by weight in homogenous materials for lead, hexavalent chromium, and mercury, and 0.01% for cadmium, or qualify for an exemption to these limits as defined in the Annexes of Directive 2000/53/EC (ELV). Regarding the REACH Regulation, the information TE provides

on SVHC in articles for this part number is based on the latest European Chemicals Agency (ECHA) 'Guidance on requirements for substances in articles' posted at this URL: <https://echa.europa.eu/guidance-documents/guidance-on-reach>

## Compatible Parts



TE Part # 499252-3  
026 STRAIN RELIEF A-L RCPT



TE Part # CAT-AM71-A85022  
Female Socket Connectors: Strain Relief



TE Part # 1-1658527-0  
622-2641LF FEM SOCKET, LEAD FREE



TE Part # 1658622-6  
26 NOVO MIL/CTR 30DP, LEAD FREE



TE Part # 1-1658526-5  
609-2630LF FEM SOCKET, LEAD FREE



TE Part # 102387-6  
26 MODIV HSG COMP DR .100 POL



TE Part # 1658620-6  
26 NOVO MIL 15DP, LEAD FREE



TE Part # 1658621-6  
26 NOVO MIL/CTR 15DP, LEAD FREE



TE Part # 1-1658526-6  
609-2641LF FEM SOCKET, LEAD FREE



TE Part # 1658623-6  
26 NOVO MIL 30DP, LEAD FREE



TE Part # 1658527-9  
622-2630LF FEM SOCKET, LEAD FREE




TE Part # 1658624-6  
26 NOVO DUAL 30DP, LEAD FREE



TE Part # 1-1658528-7  
636-2630LF=FEM SKT BLADE POL 1

## Customers Also Bought



TE Part #1-5745968-6  
25 PLUG SP/FMS SCRLK



TE Part #5747150-4  
09 RCPT SP/FMS STD



TE Part #1-5747871-6  
09 PLUG SP/FMS SCRLK




TE Part #5-1437719-4  
T01-0560-S03-FEMALE REC PANEL-PCB MNT RA



TE Part #5747193-1  
50 RCPT RA/MS STD (SL)



TE Part #640900-3  
05P UMNL PIN HDR ASSY 94VO LF



TE Part #1375795-1  
ASSY, 64/40 POS PC104



TE Part #214836-E  
STVC 96 F ABC VV 7-00 TL 4,0 \* 247 E07



TE Part #284164-E  
STVB 32 F AB GG 7-00 TL 4,0 \* 247 E007 1



TE Part #364891-E  
STVE 48 M ACE GGG 4-00 GA16 3,8 \* 247 E0

## Documents

### Product Drawings

[A/L LOW PRO HDR 26P RA BLACK](#)

English

### CAD Files

[3D PDF](#)

3D

Customer View Model

[ENG\\_CVM\\_CVM\\_5103311-6\\_B.2d\\_dxf.zip](#)

English

Customer View Model

[ENG\\_CVM\\_CVM\\_5103311-6\\_B.3d\\_igs.zip](#)

English

Customer View Model

[ENG\\_CVM\\_CVM\\_5103311-6\\_B.3d\\_stp.zip](#)

English

By downloading the CAD file I accept and agree to the [Terms and Conditions](#) of use.

### Datasheets & Catalog Pages



## AMPMODU\_INTERCONNECTION\_SYSTEM\_SECTION5

English

### Ribbon Cable Interconnect Solutions

English

---

### Product Specifications

#### Product Specification

English

---

### Product Environmental Compliance

#### TE Material Declaration

English