



AMP  
 INSERTION TOOL  
 Catalog No. 200893-2

<b>IS 1817</b>	
RELEASED	1-2-62
REVISED	1-2-63

Insertion Tool No. 200893-2, see Figure 1, is used to insert A-MP Sockets and Pins into Multiple-Contact Connectors. This Tool is used to insert A-MP Type I and II Contacts crimped on wire having a Maximum Insulation Diameter of .090. It is also used to insert A-MP Crimp-On, Snap-In, Wrap-Type Contacts No. 66139 and 66127 LP.

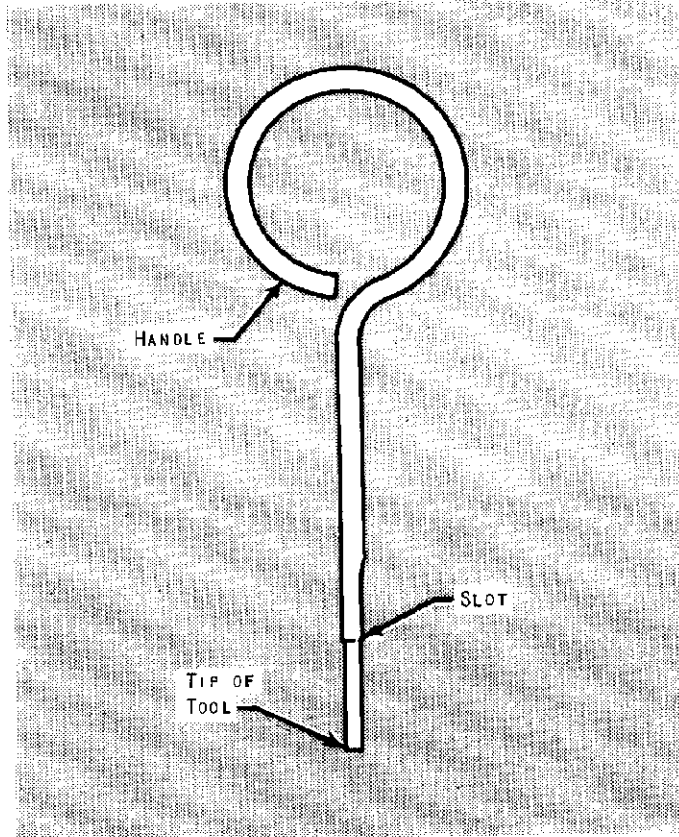


Fig. 1

**INSERTION INSTRUCTIONS**

- (a) Place crimped Contact in Tip of Tool as shown in Figure 2. Note that Shoulder on Contact rests against Tip of Tool.
- (b) To insert Crimp-on, Snap-in, Wrap-Type Contacts, Stabilizer on Contact rests against Tip of Tool. See Figure 3.
- (c) Hold wire in groove of Tool and push Contact all the way into Cavity in Connector. See Figure 4.
- (d) Make sure that Contact is inserted all the way by pulling back lightly on wire. Contact should not pull out of Cavity.

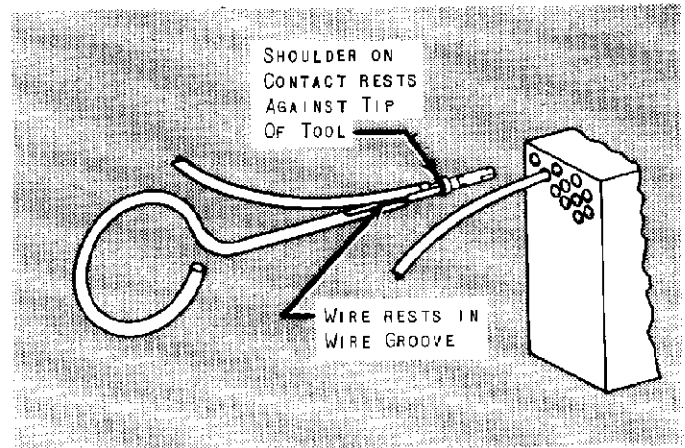


Fig. 2

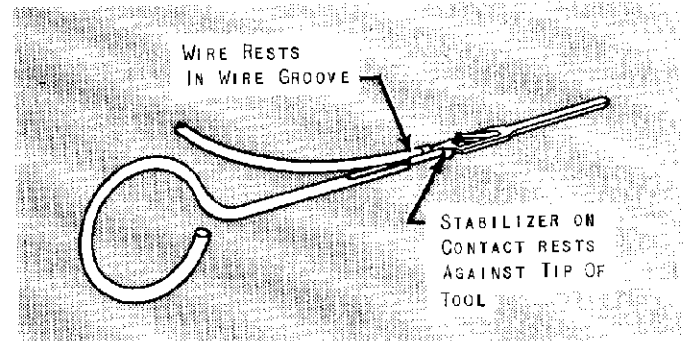


Fig. 3

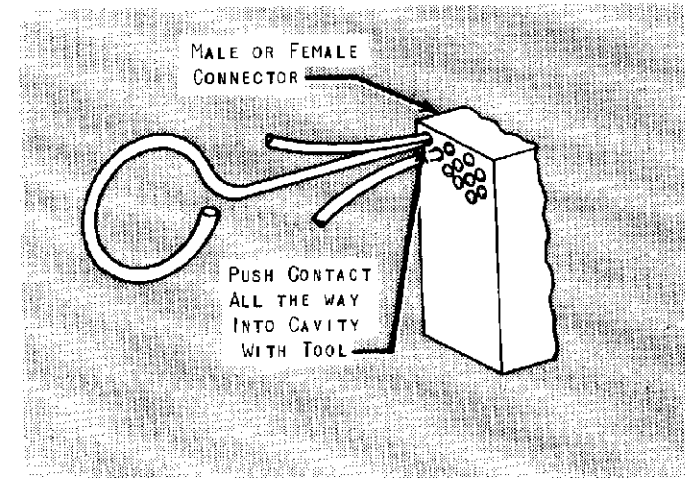


Fig. 4

Copyright 1962 by AMP Incorporated. All international rights reserved. A-MP U. S. A. and foreign. A-MP products covered by U. S. and foreign patents and/or patents pending.