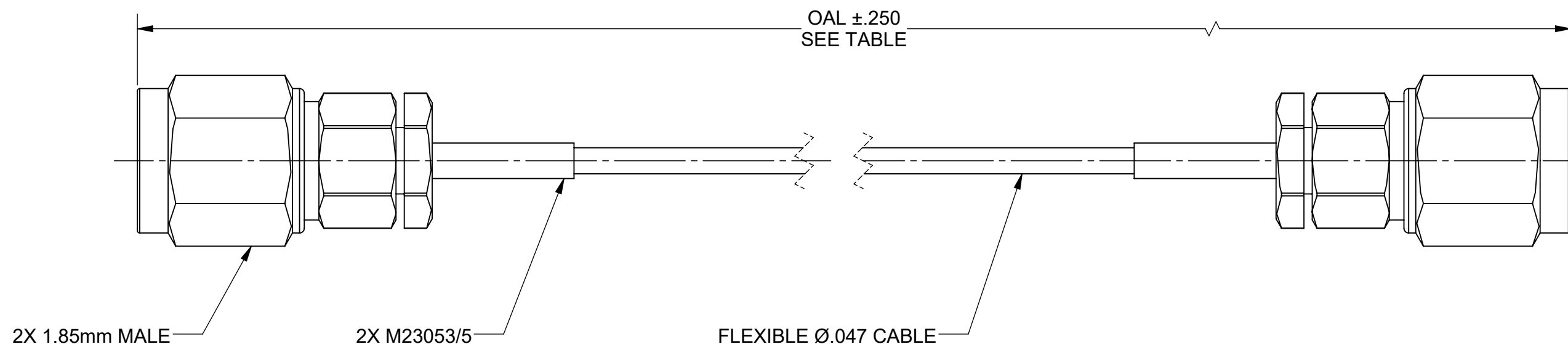


PRODUCT DATA DRAWING

| REVISION HISTORY | | | |
|------------------|-------------|-------|----------|
| REV | DESCRIPTION | DATE | APPROVED |
| 01 | PRELIMINARY | 02/22 | SEE PDM |
| 02 | PRELIMINARY | 04/22 | |



COMPONENTS:

CONNECTORS: 2X 1.85mm MALE (SF3311-60002)


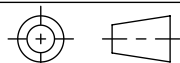
CABLE: FLEXIBLE Ø.047 CABLE (200-70-214)

SHRINK TUBING: M23053/5

PERFORMANCE:

IMPEDANCE: 50 OHMS
FREQ. RANGE: DC TO 65.0 GHz

| SV P/N | OAL |
|-----------|--------|
| 7033-0035 | 6.000 |
| 7033-0036 | 12.000 |

| | | | |
|---|--|--|---|
| MATERIAL: SEE NOTES | DIMENSIONS ARE IN INCHES TOLERANCES: FRACTIONAL: ±1/64 ANGULAR: X° ±1°0' X'X' ±15' | UNLESS OTHERWISE SPECIFIED 1) ALL DIMENSIONS ARE IN INCHES (MILLIMETERS) 2) ALL DIMENSIONS ARE AFTER PLATING. 3) BREAK CORNERS & EDGES .005 R. MAX. 4) CHAM. 1ST & LAST THREADS. 5) SURFACE ROUGHNESS 63-MIL-STD-10. 6) DIA: 'S ON COMMON CENTERS TO BE CONCENTRIC WITHIN .005 T.I.R. 7) REMOVE ALL BURRS |  TITLE: 1.85mm MALE TO 1.85mm MALE Ø.047 CABLE ASSEMBLY |
| FINISH: SEE NOTES | DECIMAL: X ±.030 .XX ±.010 .XXX ±.005 | | |
| SURFACE AREA: N/A | INTERPRET DIMENSIONS AND TOLERANCES PER ASME Y14.5M - 1994 | DRAWN: BFB 02/25/22 | SIZE DWG. NO. B 7033-0035-0036 |
| PROPRIETARY THE INFORMATION CONTAINED IN THIS DRAWING IS THE SOLE PROPERTY OF SV MICROWAVE, INC. ANY REPRODUCTION IN PART OR AS A WHOLE WITHOUT THE WRITTEN PERMISSION OF SV MICROWAVE, INC IS PROHIBITED. | THIRD ANGLE PROJECTION | CHECKED: SEE PDM | SCALE: 1:4 |
| |  | APPROVED: SEE PDM | SHEET 1 OF 1 |