


# NSYTRV44DBL

## SCREW TERMINAL, DOUBLE LEVEL, 4 POINTS, 4MM<sup>2</sup>, BLUE



### Main

Range	Linergy
Product name	Linergy TR
Product or Component Type	Terminal block
Device short name	TRV
Accessory / separate part category	Connection accessory
Terminal block type	Passthrough
Terminal block level	2
Mounting Mode	Clip-on
Nominal cross section	0.01 in <sup>2</sup> (4 mm <sup>2</sup> )
Length	2.75 in (69.9 mm)
Color	Blue
Quantity per Set	Set of 50

### Complementary

Width	0.24 in (6.2 mm)
Height	2.56 in (65 mm)
Connections - terminals	1 x screw terminal upstream M3 1 x screw terminal downstream M3
Number of connections	2
Connection position	Sideways
Number of measurement input	4
Cable cross section	0.00...0.01 In <sup>2</sup> (0.14...6 mm <sup>2</sup> ), solid with cable end 0.00...0.01 In <sup>2</sup> (0.2...4 mm <sup>2</sup> ), flexible with cable end 0.00...0.01 In <sup>2</sup> (0.14...6 mm <sup>2</sup> ), flexible without cable end 0.00...0.01 in <sup>2</sup> (0.14...6 mm <sup>2</sup> ), solid without cable end
Tightening torque	5.31...7.08 lbf.in (0.6...0.8 N.m)
Wire stripping length	0.35 in (9 mm)
Tool type	Connection screwdriver Disconnection screwdriver
[Ue] rated operational voltage	600 V CSA 600 V cURus 800 V EN/IEC 60947-7-1 440 V ATEX Exe II Ex II 2 GD
Line Rated Current	30 A CSA 30 A cURus 30 A EN/IEC 60947-7-1 25.5 A ATEX Exe II Ex II 2 GD
Material	Polyamide 6/6 insulating case Copper alloy connector and screw Copper alloy commoning link Chromium-nickel steel spring
Dielectric loss	0.01 at 1 MHz IEC 60250 0.01 at 1 MHz VDE 0303-T4
Dielectric constant	3.7 at 1 MHz
Resistivity	10000 MΩ.M IEC 60093 10000 MΩ.m VDE 0303-T30
Surface resistance	1000 GΩ IEC 60093 1000 GΩ VDE 0303-T30
Creep resistance	500 CTI (> 400 kV) IEC 60093 500 CTI (> 400 kV) VDE 0303-T30

Flame retardance	V0 0.03 in (0.8 mm) UL 94
Net Weight	0.60 oz (17 g)
Range compatibility	Prisma G Prisma P Prisma PH Prisma Pack Spacial Kaedra Pragma TeSys
Product Compatibility	Spacial enclosures

## Environment

Product Certifications	GL LR CSA CURus DNV IEC-Ex ATEX EAC
Dielectric strength	1000 V IEC 60243-1
Ambient air temperature for operation	-40...266 °F (-40...130 °C) IEC 60216-1 -40...266 °F (-40...130 °C) VDE 0304-T21






## Ordering and shipping details

Category	21715-IEC TERMINAL BLOCKS-NSY,AM1,DF6,GK1
Discount Schedule	CP5
GTIN	3606480532047
Nbr. of units in pkg.	1
Package weight(Lbs)	0.63 oz (18.0 g)
Returnability	No
Country of origin	DE

## Packing Units

Unit Type of Package 1	PCE
Package 1 Height	2.76 in (7 cm)
Package 1 width	2.99 in (7.6 cm)
Package 1 Length	12.44 in (31.6 cm)
Unit Type of Package 2	CAR
Number of Units in Package 2	50
Package 2 Weight	34.25 oz (971.0 g)
Package 2 Height	2.76 in (7 cm)
Package 2 width	2.99 in (7.6 cm)
Package 2 Length	12.44 in (31.6 cm)

## Offer Sustainability

Sustainable offer status	Green Premium product
California proposition 65	WARNING: This product can expose you to chemicals including: Lead and lead compounds, which is known to the State of California to cause cancer and birth defects or other reproductive harm. For more information go to <a href="http://www.P65Warnings.ca.gov">www.P65Warnings.ca.gov</a>
REACH Regulation	 <a href="#">REACH Declaration</a>
EU RoHS Directive	Compliant  <a href="#">EU RoHS Declaration</a>
Mercury free	Yes
RoHS exemption information	 <a href="#">Yes</a>
China RoHS Regulation	 <a href="#">China RoHS Declaration</a>
Environmental Disclosure	 <a href="#">Product Environmental Profile</a>

---

WEEE	The product must be disposed on European Union markets following specific waste collection and never end up in rubbish bins.
Halogen content performance	Halogen free plastic parts product

---

### Contractual warranty

---

Warranty	18 months
----------	-----------

---