

LEGEND

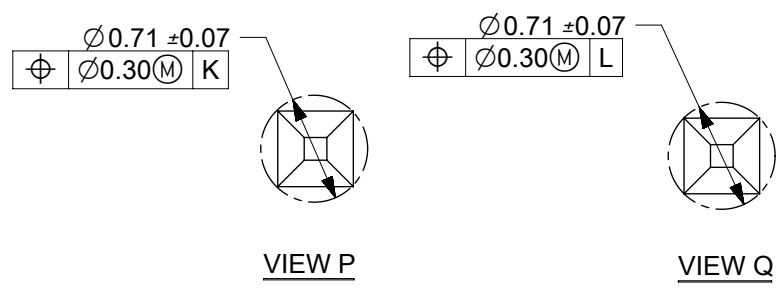
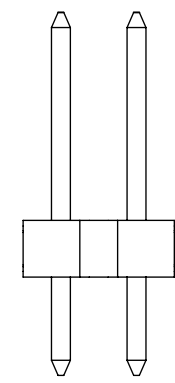
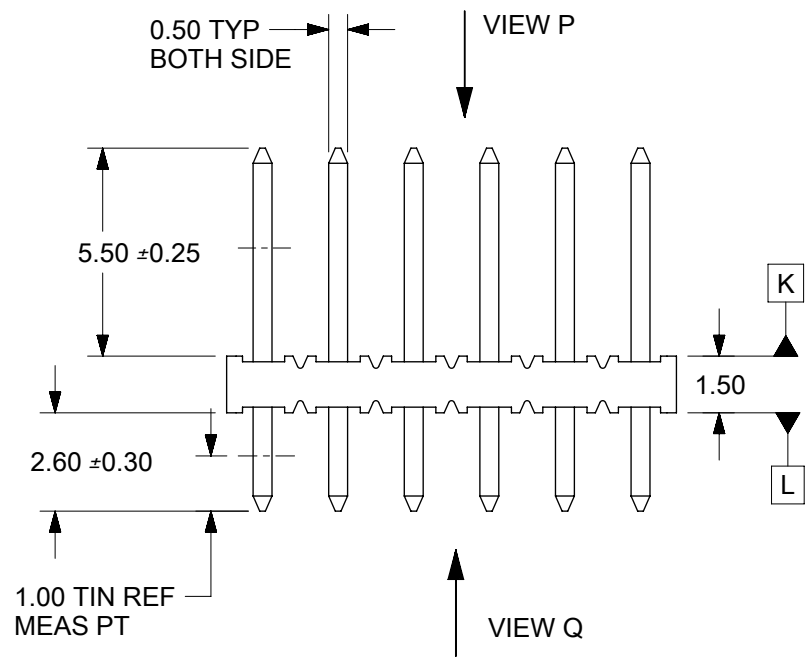
87758-**5*

CKT SIZE (SEE SHT 2 TABLE)

PLATING (SEE NOTE 2)

NOTES:

- MATERIAL:**
HOUSING: 30% G.F. NYLON 46, 94V-0, COLOR: BLACK
PIN: 0.50mm SQ. PHOSPHOR BRONZE 510
- PLATING:**
**50 - 0.38µm MIN GOLD IN CONTACT AREA,
TIN IN SOLDER AREA, BOTH OVER
NICKEL OVERALL.
**51 - 0.05-0.25µm GOLD IN CONTACT AREA,
TIN IN SOLDER AREA, BOTH OVER
NICKEL OVERALL.
- 12 CKT USED FOR ILLUSTRATION ONLY
- PACKED IN POCKET TRAY
- PIN PUSHOUT FORCE: 1kg MIN IN EITHER DIRECTION
- △ CKT 4 AND 6 IS CUT FROM CKT 8 AND 12 RESPECTIVELY.
CKT 2 ARE CUT FROM ANY LARGER CKT SIZE, ROUGH EDGES
ARE EXPECTED ALONG THE CUTTING EDGES.
- PRODUCT SPEC PS-87761-100 APPLIES.



THIS DRAWING CONTAINS INFORMATION THAT IS PROPRIETARY TO MOLEX ELECTRONIC TECHNOLOGIES, LLC AND SHOULD NOT BE USED WITHOUT WRITTEN PERMISSION									
DIMENSION UNITS		SCALE		CURRENT REV DESC: REMASTERED IN NX					
mm		NTS							
GENERAL TOLERANCES (UNLESS SPECIFIED)									
		MM	INCH	2MM DUAL ROW SINGLE WAFER, VERTICAL THROUGH HOLE HEADER					
4 PLACES	±								
3 PLACES	±			PRODUCT CUSTOMER DRAWING					
2 PLACES	±	0.2							
1 PLACE	±			INITIAL REVISION: DRWN: KSEE 2003/10/30 APPR: SKTOH 2004/01/05					
0 PLACES	±								
ANGULAR TOL		± 3.0°		DOCUMENT NUMBER		DOC TYPE	DOC PART	REVISION	
				SD-87758-112		PSD	001	A2	
DRAFT WHERE APPLICABLE MUST REMAIN WITHIN DIMENSIONS		THIRD ANGLE PROJECTION		DRAWING	SERIES	MATERIAL NUMBER	CUSTOMER	SHEET NUMBER	
				A3-SIZE	87758	SEE TABLE	GENERAL MARKET	1 OF 2	

