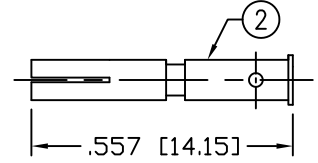
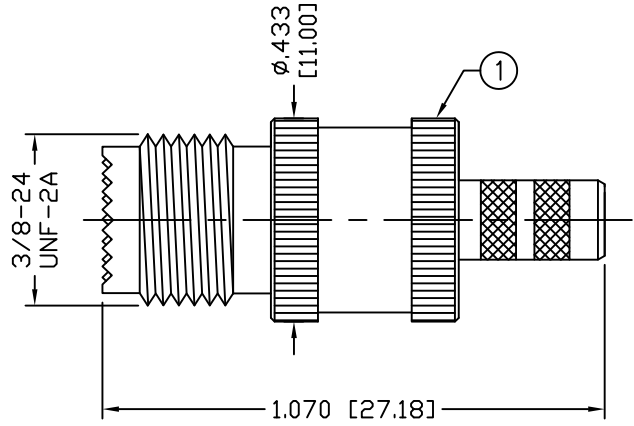
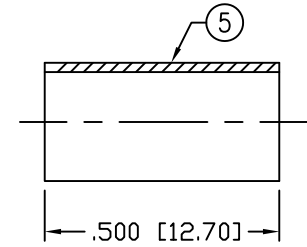


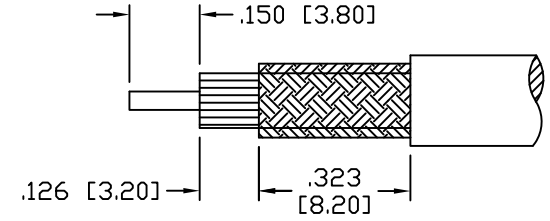
PART NO.		<b>RFU-601-C1</b>		
REV	DESCRIPTION	DWN	DATE	APPROVED
B	UPDATED CONNECTOR DESIGN, DWG FORMAT AND SPECS	CZS	10/10/17	JDMc



RECOMMENDED CRIMP DIE: .068"



RECOMMENDED CRIMP DIE: .213"



RECOMMENDED STRIPPING INSTRUCTIONS

**SPECIFICATIONS:**

IMPEDANCE: 50 Ohms  
 FREQUENCY RANGE: 0-2.5 GHz  
 WORKING VOLTAGE: 335 V rms Max. @ Sea Level  
 INSULATION RESISTANCE: 5k M Ohms min.  
 TEMPERATURE RANGE: -65°C TO 165°C  
 FOR RG-55, 55A, 55B, 142, 142A, 142B, 223 & 400/U,  
 ALPHA 9055, 9055B, 9223, BELDEN 8219, 83242 & 84142

#	DESCRIPTION	QTY	MATERIAL	FINISH
5	FERRULE	1	BRASS	NICKEL
4	PRESS WASHER	1	BRASS	NICKEL
3	CONTACT	1	BRASS	SILVER
2	INSULATOR	1	PTFE	---
1	BODY	1	BRASS	NICKEL

CUSTOMER OUTLINE DRAWING	
ALL DIMENSIONS ARE REFERENCE ONLY	
UNLESS OTHERWISE SPECIFIED: DIMENSIONS ARE IN INCHES AND [MILLIMETERS]	
DRAWN	10/10/17
C. ZUNIGA	
CHECKED	
ORJ DRAWN	10/7/97
C. ZUNIGA	

**RoHS COMPLIANT**

PROPRIETARY AND CONFIDENTIAL

THIS DRAWING CONTAINS INFORMATION PROPRIETARY TO RF INDUSTRIES. ANY UNAUTHORIZED USE OF THIS DRAWING IS EXPRESSLY PROHIBITED WITHOUT WRITTEN PERMISSION FROM RF INDUSTRIES. ANY VIOLATION IS PUNISHABLE UNDER U.S. COPYRIGHT LAWS.

**RFconnectors**  
DIVISION OF RF INDUSTRIES, LTD.

RFINDUSTRIES.COM  
7610 MIRAMAR RD.  
SAN DIEGO, CA 92126  
(858) 549-6340  
(858) 549-6345 FAX

## MINI UHF JACK CRIMP

CABLE GROUP	DWG NO.	REVISION
C1	<b>RFU-601-C1</b>	B
FORMAT	SCALE	ENGINEERING ID
A	NTS	N/A

SHEET 1 OF 1