



molded case switch 3VA5 UL frame 125 max. sh-circ breaking capacity 65kA @ 480 V 2-pole, line protection MCS110, In=100A without overload protection self-protection li=16 x In cable connection on both sides

### Model

product brand name	SENTRON
product designation	Molded-case circuit breaker
product designation / according to UL file	HEAS
Product version	Molded case switch
design of the load switch / according to UL 489 / Heating, Air Conditioning, and Refrigeration circuit breaker (HACR Type)	Yes
design of the load switch / according to UL 489 / High-Intensity-Discharge circuit breaker (HID Type)	No
design of the load switch / according to UL 489 / Switching Duty circuit breaker (SWD Type)	No
design of the overcurrent release	MCS110
protection function of the overcurrent release	I
number of poles	2

### General technical data

insulation voltage / rated value	600 V
Max. rated operational voltage Ue with DC	250 V
operating voltage / at AC / rated value	415 V
power loss [W] / maximum	12.8 W
Active power loss / for rated value of the current / at AC / in hot operating state / per pole	6.4 W
mechanical service life (switching cycles) / typical	20 000
Electrical endurance (switching cycles) / at AC-1 / at 380/415 V 50/60 Hz	8 000
Electrical endurance (switching cycles) / at AC-1 / at 690 V 50/60 Hz	4 000
electrical endurance (switching cycles) / at 480 V	8 000
electrical endurance (switching cycles) / at 600 V	4 000
Neutral conductors / upgradeable/retrofitable	No
ground-fault monitoring version	without
product function	
• communication function	No
• other measurement function	No
Net Weight	0.668 kg

### Current

marking / according to UL 489 / 100%-rated breaker	No
operational current	
• at 40 °C	100 A
• at 45 °C	100 A
• at 50 °C	100 A
• at 55 °C	100 A
• at 60 °C	100 A

- at 65 °C
- at 70 °C

97 A  
94 A

#### Switching capacity according to IEC 60947

design of short-circuit protection

For switching power values in DC networks, see the 3VA molded case circuit breaker device manual; link to be found under Service & Support in the last chapter

#### Adjustable parameters

product feature / for L-tripping / selectable characteristic function	No
product feature / for S-tripping / independent of direction / selectable characteristic function	No
product feature / for I-tripping / can be switched on/off	No
design of I-trip / adjustable	No
reference value setting current (I <sub>i</sub> ) / for I-tripping	x I <sub>n</sub>
set values setting current (I <sub>i</sub> ) / for I-tripping	16
adjustable response factor setting current (I <sub>i</sub> ) / for I-tripping / minimum	16
adjustable response factor setting current (I <sub>i</sub> ) / for I-tripping / maximum	16
adjustable response value setting current (I <sub>i</sub> ) / for I-tripping / minimum	1 600 A
adjustable response value setting current (I <sub>i</sub> ) / for I-tripping / maximum	1 600 A
product feature / for G-tripping / selectable characteristic function	No
product feature / with neutral conductor protection / can be switched on/off	No
product feature / with neutral conductor protection / adjustable	Yes
type of value list setting current (I <sub>nN</sub> ) / for N-tripping	St
reference value setting current (I <sub>nN</sub> ) / for N-tripping	x I <sub>n</sub>
adjustable absolute value setting current (I <sub>nN</sub> ) / for N-tripping / minimum	0 A
adjustable absolute value setting current (I <sub>nN</sub> ) / for N-tripping / maximum	0 A
tripping characteristic / of the upper tolerance band	AK_3VA5_1_100A_MCS110_SuMuH_oT
let-through energy characteristic / at 240 V	DE_3VA5_1_100A_TM2uMCS110_line_2p_240V
let-through energy characteristic / at 415 V	DE_3VA5_1_100A_TM2uMCS110_line_2p_415V
type of value list setting current (I <sub>i</sub> ) / for I-tripping	Fest
tripping characteristic / of the let-through current characteristic / at 240 V	DS_3VA5_1_100A_TM2uMCS110_line_2p_240V
tripping characteristic / of the let-through current characteristic / at 415 V	DS_3VA5_1_100A_TM2uMCS110_line_2p_415V
Ground fault protection / tripping switchable / I <sub>2t</sub> =ON/OFF	No

#### Mechanical Design

product component	
• undervoltage release	No
• voltage trigger	No
• trip indicator	No
height [in]	5.51 in
Height	140 mm
width [in]	2 in
Type of connectable conductor cross-section, round conductor terminal, stranded	1 x (8 AWG - 3/0)
Width	50.8 mm
depth [in]	3.01 in
depth	76.5 mm

#### Connections

arrangement of electrical connectors / for main current circuit	Front connection
type of electrical connection / for main current circuit	circular conductor terminal on both sides

#### Auxiliary circuit

number of CO contacts / for auxiliary contacts	0
--	---

#### Accessories

product extension / optional / motor drive	No
--	----

## Environmental conditions

protection class IP / on the front	IP40
ambient temperature	
• during operation / minimum	-25 °C
• during operation / maximum	70 °C
• during storage / minimum	-40 °C
• during storage / maximum	80 °C

## Certificates

reference code / according to IEC 81346-2	Q
certificate of suitability / as approval for NAVAL (no combat vessels) / supplement SB	Yes

### General Product Approval

### EMC

### Declaration of Conformity



[Confirmation](#)

[Miscellaneous](#)



### Marine / Shipping

### other



[Miscellaneous](#)

## Further information

Information- and Downloadcenter (Catalogs, Brochures,...)

<http://www.siemens.com/lowvoltage/catalogs>

Industry Mall (Online ordering system)

<https://mall.industry.siemens.com/mall/en/en/Catalog/product?mlfb=3VA5110-1BB26-0AA0>

Service&Support (Manuals, Certificates, Characteristics, FAQs,...)

<https://support.industry.siemens.com/cs/ww/en/ps/3VA5110-1BB26-0AA0>

Image database (product images, 2D dimension drawings, 3D models, device circuit diagrams, ...)

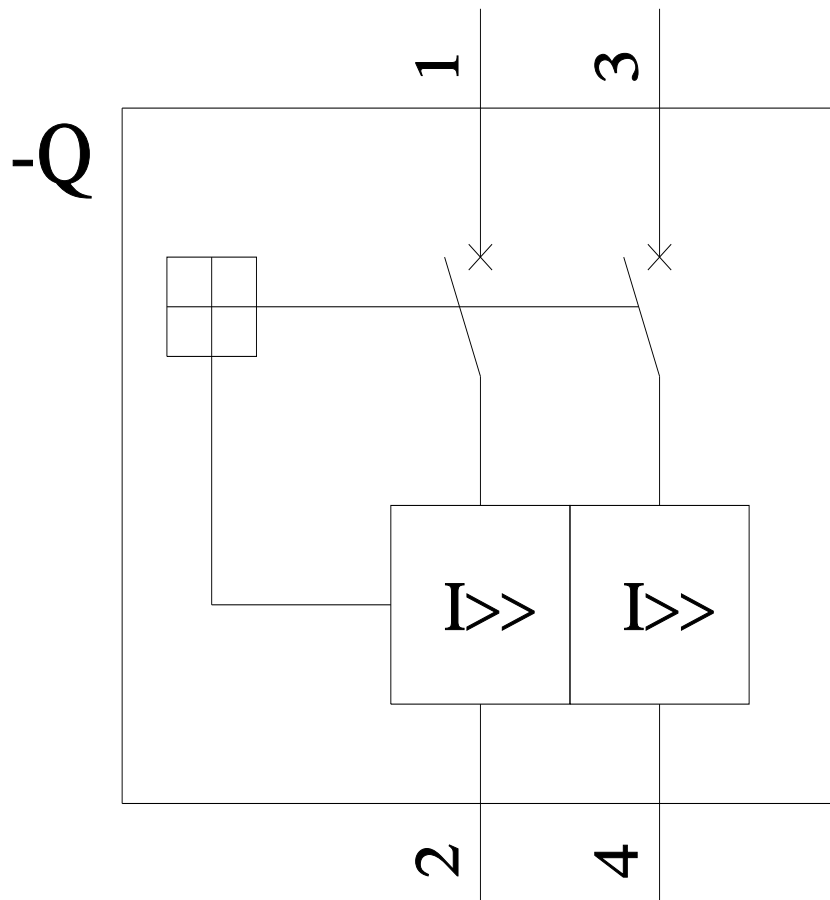
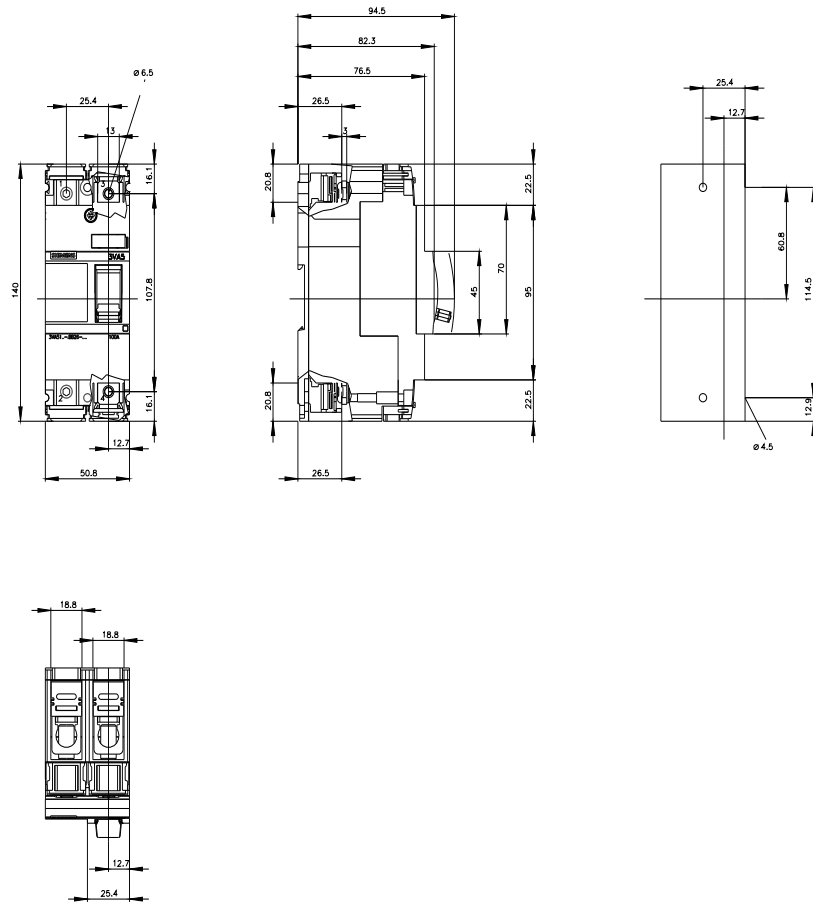
[http://www.automation.siemens.com/bilddb/cax\\_en.aspx?mlfb=3VA5110-1BB26-0AA0](http://www.automation.siemens.com/bilddb/cax_en.aspx?mlfb=3VA5110-1BB26-0AA0)

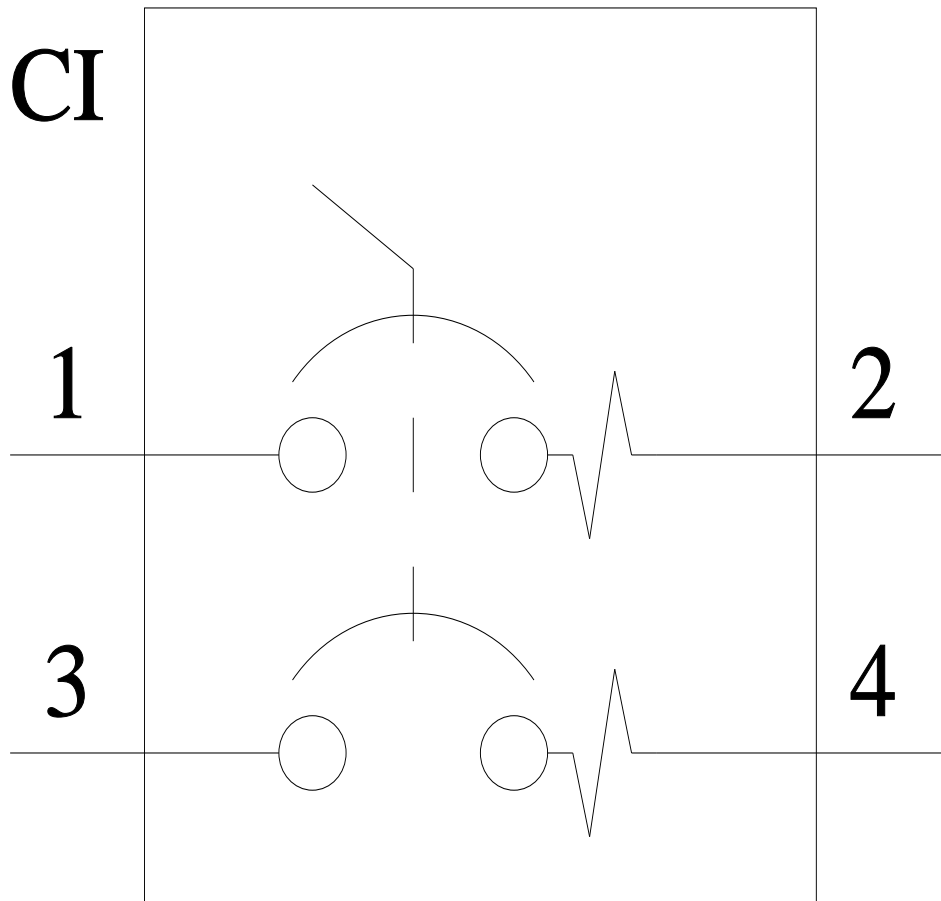
CAX-Online-Generator

<http://www.siemens.com/cax>

Tender specifications

<http://www.siemens.com/specifications>





last modified:

7/14/2022 

