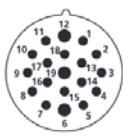
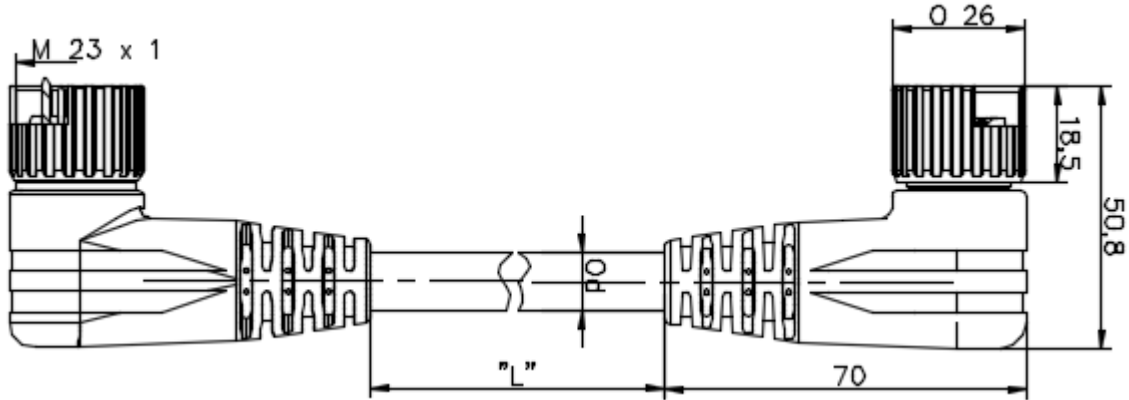
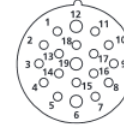


Drawings



- 1 = violet
- 2 = red
- 3 = grey
- 4 = red/blue
- 5 = green
- 6 = blue
- 7 = grey/pink
- 8 = white/green
- 9 = white/yellow
- 10 = white/grey
- 11 = black
- 12 = yellow/green
- 13 = yellow/brown
- 14 = brown/green
- 15 = white
- 16 = yellow
- 17 = pink
- 18 = grey/brown
- 19 = brown



- 1 = violet
- 2 = red
- 3 = grey
- 4 = red/blue
- 5 = green
- 6 = blue
- 7 = grey/pink
- 8 = white/green
- 9 = white/yellow
- 10 = white/grey
- 11 = black
- 12 = yellow/green
- 13 = yellow/brown
- 14 = brown/green
- 15 = white
- 16 = yellow
- 17 = pink
- 18 = grey/brown
- 19 = brown

Issue: 1 Issue Date: 7/29/2016 Effective Date: 7/29/2016

Technical Data

Cordage Construction		Diameters (In)
Cordage Part Number	242	
Component 1	16 COND	
a) Conductor	0,50mm ² (64 x 0,10mm), Bare Copper (20 AWG)	
b) Insulation	Polypropylene	0.057
Insulation Colors	Yellow/Brown, Brown/Green, White, Yellow, Pink, Gray/Brown, Violet, Red, Gray, Red/Blue, Green, Gray/Pink, White/Green, White/Yellow, White/Gray & Black	
Component 2	3 COND	

b) Conductor	1,00mm ² , (128 x 0,10mm), Bare Copper (18 AWG)	
b) Insulation	Polypropylene	0.077
Insulation Colors	Blue, Brown & Yellow/Green	
Jacket	0.059" Wall, Nom. PUR, Zero Halogen	0.366
Cord Configuration		
End 1	M23 Male 90 Degree	
End 2	M23 Female 90 Degree	
Insert	White PBT	
Mold Color	Black TPU	
Contact	Copper Alloy, Gold plated	
Coupling Nut	Copper Alloy, Nickel plated	
Available Lengths	0.6, 1, 3, 5, 10, 15, 20 Meters	
Applicable Specifications-Cable		
UL	AWM/STYLE 20549/21198	80°C / 300 V _{RMS}
CSA International	C(RU) AWM I/II A/B FT2	80°C / 300 V _{RMS}
Applicable Specifications-Cord Set		
Nominal Voltage	240 V	
Rated Voltage	250 V	
Ingress Protection	IP67/NEMA 6P	
Environmental Compliance		
CE	All materials used in the manufacture of this part meet the requirements of European Directive 2011/65/EU regarding the restriction of use of certain hazardous substances in electrical and electronic equipment. Exemption used; 6a.	
REACH Regulation (EC 1907/2006)	This product does not contain Substances of Very High Concern (SVHC) listed on the European Union's REACH candidate list in excess of 0.1% mass of the item.	
Physical & Mechanical Properties		
Temperature Range, Cord	-50 to 80°C(static), -25 to 80°C (dynamic)	
Temperature Range, Connector	-25°C to +80°C	
Bend Radius	5X Cable Diameter (static), 10X Cable Diameter (dynamic)	
Current Rating	5.6 Amps @ 50°C (1,00mm ² Conductors)	
Ordering Information		
FW19EW127 SL355	0.6 Meters	
FW19EW127 SL356	1.0 Meters	
FW19EW127 SL357	3.0 Meters	
FW19EW127 SL358	5.0 Meters	

FW19EW127 SL359	10.0 Meters	
FW19EW127 SL400	15.0 Meters	
FW19EW127SL401	20.0 Meters	
Standard Package	Each	

Although Alpha Wire (“Alpha”) makes every reasonable effort to ensure their accuracy at the time of this publication, information and specifications described herein are subject to error or omission and to change without notice, and the listing of such information and specifications does not ensure product availability. Alpha provides the information and specification herein on an “AS IS” basis, with no representations or warranties, whether express, statutory or implied. In no event will Alpha be liable any damages (including consequential, indirect, incidental, special, punitive, or exemplary damages) whatsoever, even if Alpha has been advised of the possibility of such damages, whether in an action under contract, negligence or any other theory, arising out of or in connection with the use, or inability to use, the information or specification described herein.