

## SAC-4P- 5,0-PVC/M12FS


Order No.: 1544989



<http://eshop.phoenixcontact.de/phoenix/treeViewClick.do?UID=1544989>

Sensor/Actuator cable, 4-position, PVC, Black RAL 9005, Free conductor end, on Socket, straight M12, A-coded, Cable length: 5 m

### Commercial data

GTIN (EAN)	 4 046356 118415
sales group	D111
Pack	1 pcs.
Customs tariff	85444290

### Product notes

WEEE/RoHS-compliant since:  
11/16/2006



<http://www.download.phoenixcontact.com>  
Please note that the data given here has been taken from the online catalog. For comprehensive information and data, please refer to the user documentation. The General Terms and Conditions of Use apply to Internet downloads.

### Technical data

#### General data

Rated current at 40°C	4 A
Rated voltage	250 V
Number of positions	4
Volume resistance	≤ 5 mΩ
Insulation resistance	≥ 100 MΩ

Length of cable	5 m
Stripping length of the free conductor end	50 mm

**General characteristics**

Coding	A - standard
Surge voltage category	II
Pollution degree	3
Degree of protection	IP65/IP68/IP69K
Insertion/withdrawal cycles	≥ 100
Contact material	CuSn
Contact surface material	Ni/Au
Contact carrier material	TPU GF
Material of grip body	TPU, hardly inflammable, self-extinguishing
Material, knurls	Zinc die-cast, (nickel-plated)
Sealing material	NBR
Status display	No

**Conductor data**

Cable type	PVC black
Cable abbreviation	LiYY
Conductor cross section	0.34 mm <sup>2</sup>
AWG signal line	22
Conductor structure signal line	42x 0.10 mm
Core diameter including insulation	1.52 mm ±0.02 mm
Thickness, insulation	≥ 0.23 mm (Core insulation) ≥ 0.76 mm (Outer cable sheath)
External cable diameter	5.20 mm
Wire colors	Brown, white, blue, black
External sheath, color	Black RAL 9005
Insulation resistance	≥ 100 MΩ*km
Conductor resistance	max. 57.3 Ω/km
Nominal voltage, conductor	300 V
Test voltage, conductor	2500 V
Overall twist	4 wires, twisted
Outer sheath, material	PVC
Material conductor insulation	PVC

Conductor material	Bare Cu litz wires
Cable weight	43 kg/km

**Certificates / Approvals**

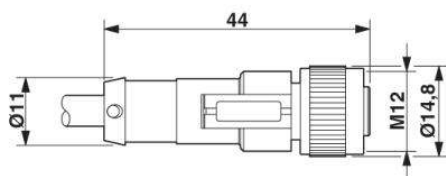


Certification

CUL Listed, UL Listed

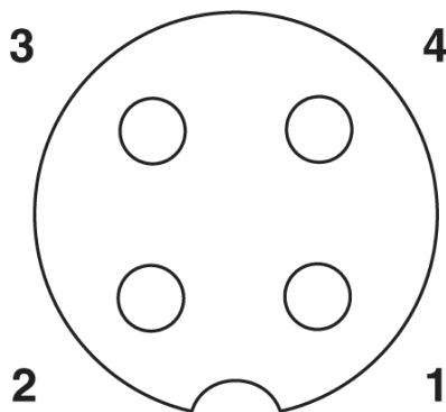
**Diagrams/Drawings**

Dimensioned drawing



M12 x 1 female connector, straight

Schematic diagram



Pin assignment M12 socket, 4-pos., A-coded, view female side

**Address**

PHOENIX CONTACT Deutschland GmbH  
Flachmarktstr. 8  
32825 Blomberg, Germany  
Phone +49 5235 3 12000  
Fax +49 5235 3 41200  
<http://www.phoenixcontact.de>



© 2011 Phoenix Contact  
Technical modifications reserved;