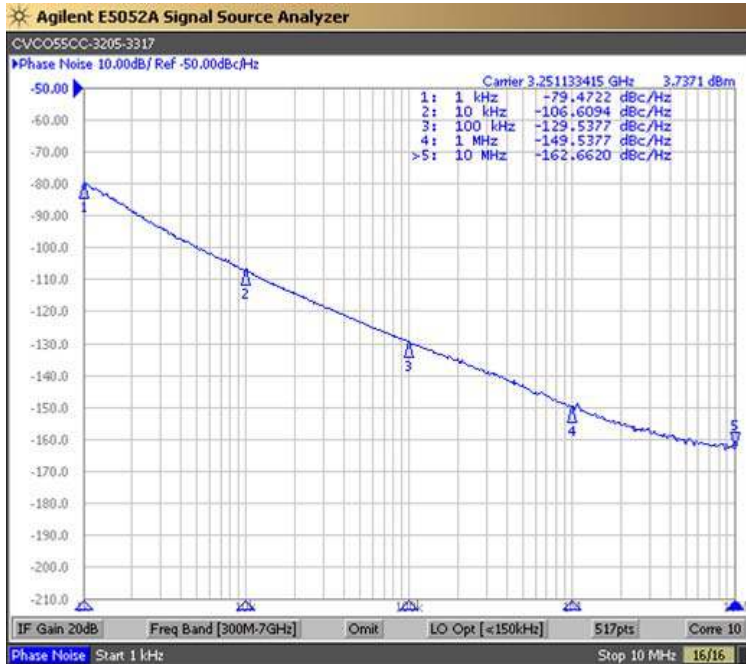
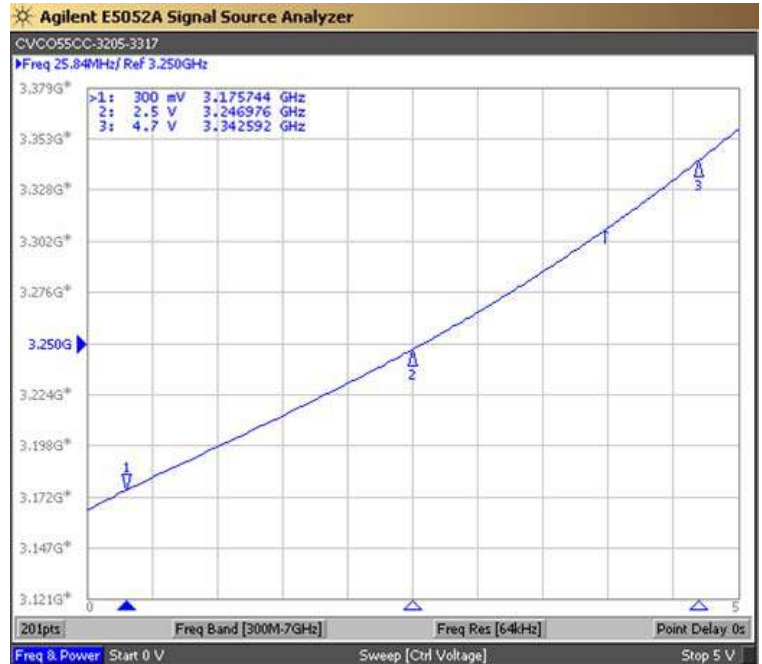


PERFORMANCE SPECIFICATION	MIN	TYP	MAX	UNITS
Lower Frequency:			3205	MHz
Upper Frequency:	3317			MHz
Tuning Voltage:	0.3		4.7	VDC
Supply Voltage:	4.75	5.0	5.25	VDC
Output Power:	0	+3.0	+6.0	dBm
Supply Current:		40		mA
Harmonic Suppression (2 <sup>nd</sup> Harmonic)		-15		dBc
Pushing:			2.0	MHz/V
Pulling, all Phases:			3.0	MHz pk-pk
Tuning Sensitivity:		40		MHz/V
Phase Noise @ 10kHz offset:		-107	-102	dBc/Hz
Phase Noise @ 100kHz offset:		-127		dBc/Hz
Load Impedance:		50		$\Omega$
Input Capacitance:			15	pF
Operating Temperature Range:	-40		+85	$^{\circ}\text{C}$
Storage Temperature Range:	-45		+90	$^{\circ}\text{C}$

Phase Noise (1 Hz BW, Typical)



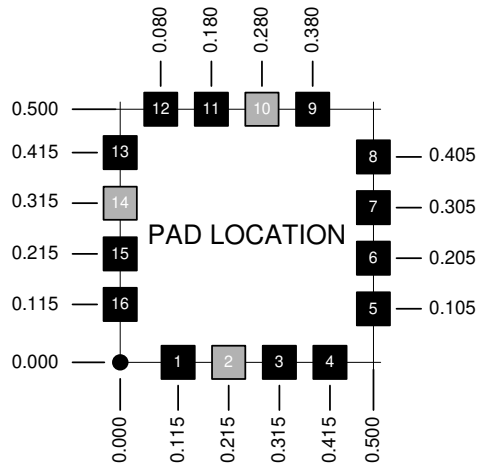
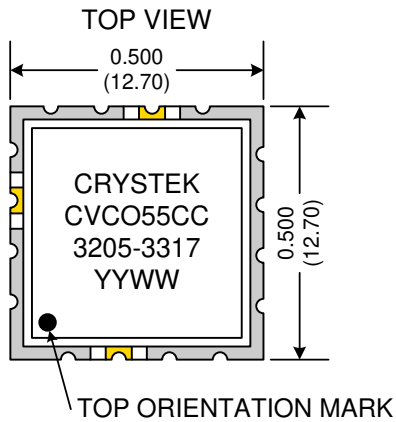
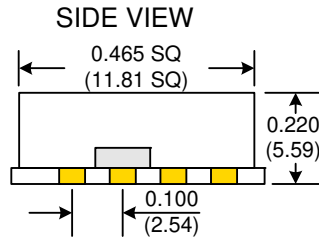
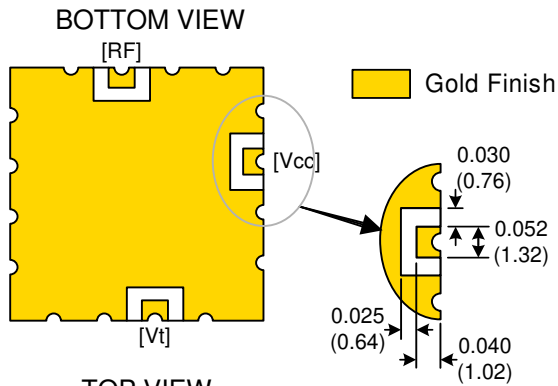
Tuning Curve (Typical)



**Product Control:**

Crystek Part Number:	CVCO55CC-3205-3317	Release Date:	06-May-2014
Revision Level:	C	Responsible:	C. Vales

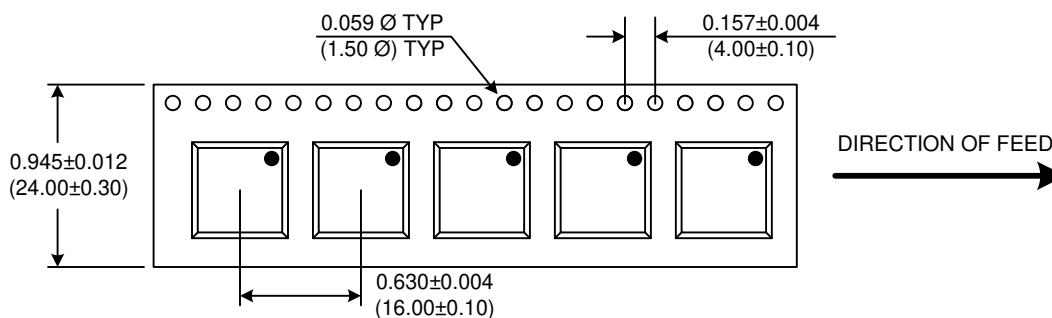




Pad	Connection
2	Vt
10	RF-OUTPUT
14	Vcc
Others	GROUND

- Unless otherwise specified, Dimensions are in:  $\frac{IN}{(mm)}$
- Pad Location Dimensions are in: Inches

**TAPE AND REEL**



Drawing not to scale

**Product Control:**

Crystek Part Number:	CVCO55CC-3205-3317	Release Date:	06-May-2014
Revision Level:	C	Responsible:	C. Vales

Specification is subject to change without notice

Page 2 of 2