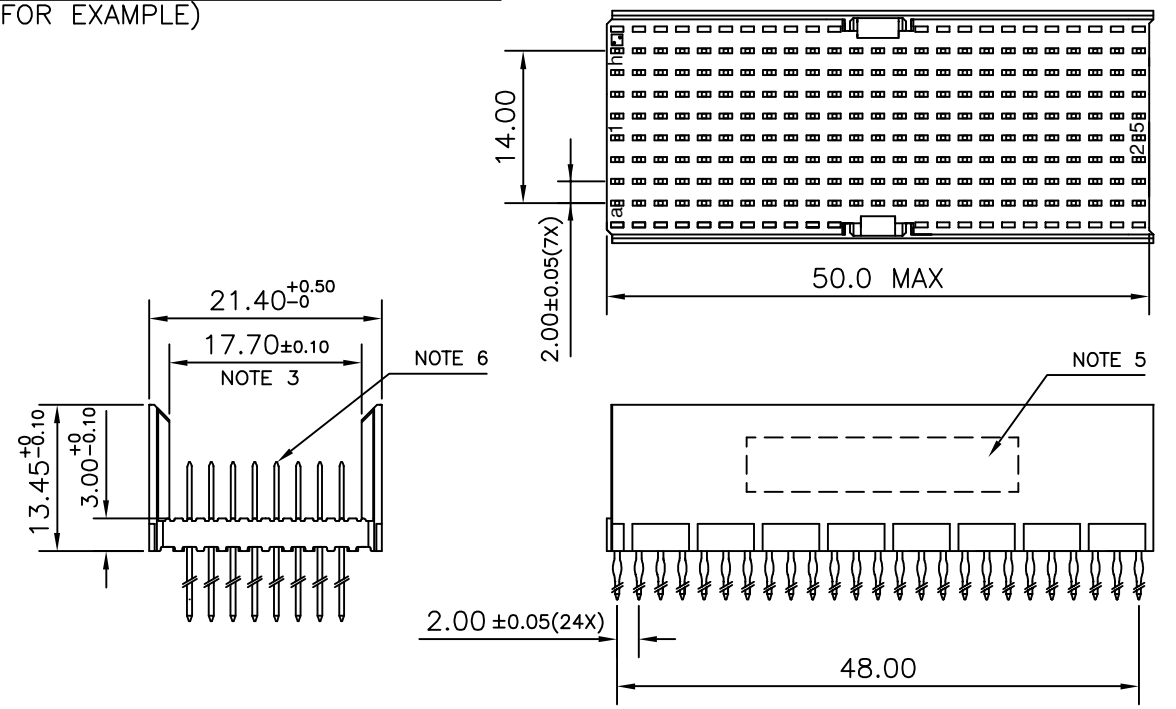


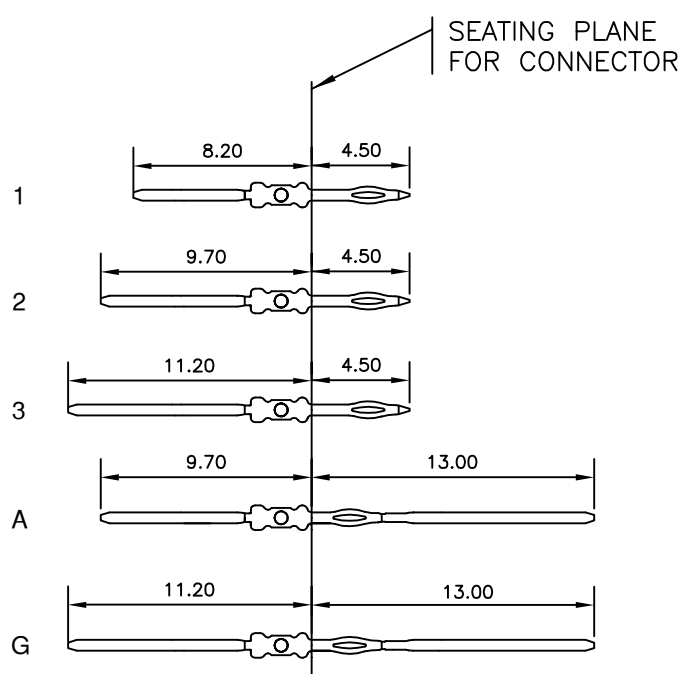
LOADING PATTERN MATING SIDE

y	0	0	0	0	0	0	0	0	0	0	0	0	0	0	0	0	0	0	0	0	0	
h	3	3	3	3	2	2	2	2	2	2	2	2	2	2	A	A	A	A	A	A	G	G
g	2	2	2	2	2	2	2	2	2	2	2	2	2	2	A	A	A	A	A	A	A	A
f	2	2	2	2	2	2	2	2	2	2	2	2	2	2	A	A	A	A	A	A	A	A
e	2	2	2	2	2	2	2	2	2	2	2	1	2	2	2	A	A	A	A	A	A	A
d	2	2	2	2	2	2	2	2	2	2	2	2	2	2	2	A	A	A	A	A	A	A
c	2	2	2	2	2	2	2	2	2	2	2	2	2	2	2	A	A	A	A	A	A	A
b	2	2	2	2	2	2	2	2	2	2	2	2	2	2	2	A	A	A	A	A	A	A
a	2	2	2	2	2	2	2	2	2	2	2	2	2	2	2	A	A	A	A	A	A	A
z	0	0	0	0	0	0	0	0	0	0	0	0	0	0	0	0	0	0	0	0	0	0
POS	01				05							10			15						20	25

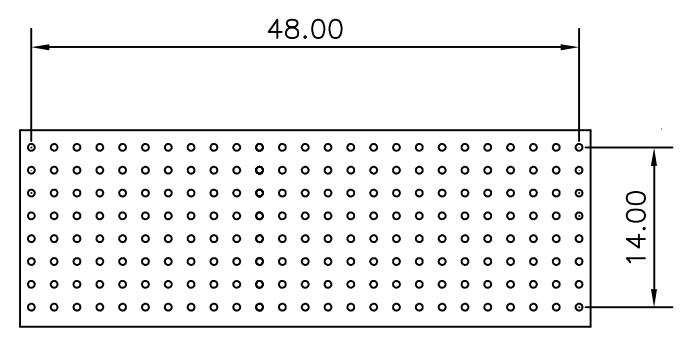
LOADED CONNECTOR ASSEMBLY (FOR EXAMPLE)



CONTACT OVERVIEW



LAY-OUT P.C.B.-HOLE



HM2P95PKJ190 LF LEAD FREE INDICATOR : LF = LEAD FREE (DIGIT 15 & 16)

PLATING CODE (DIGIT 13 AND 14)

- NOTES**
- THIS PRODUCT IS CSA APPROVED.
  - THIS PRODUCT IS UL RECOGNIZED.
  - MEASURED AT THE BOTTOM.
  - MATERIAL CONTACT: PHOSPHORBRONZE  
HOUSING: CREAM WHITE GLASS FILLED POLYESTER UL-94V0
  - CONNECTOR PRINTED WITH P/N AND DATE CODE.
  - FOR ACTUAL CONTACT LOADINGS, SEE LOADING PATTERN MATING SIDE.
  - SHAPE OF CONNECTOR HOUSING CAN ALTER DEPENDING ON PRODUCTION LOCATION
  - THE PRODUCT (LF) MEETS EUROPEAN UNION DIRECTIVES AND OTHER COUNTRY REGULATIONS AS DESCRIBED IN GS-22-008
  - FOR RECOMMENDED PTH DIMENSIONS REFER DRAWING : BS, A , 201572 , 001
- PART NO: HM2P95PKJ190- ---

mat'l. code		surface		tolerance		projection		product family	
SEE NOTE 4		ISO 1302		ISO 406 ISO 1101		MM		MILLIPACS	
ltr	ecn no	dr	date	tolerances unless otherwise specified		MM		title	
A	106-0100	MNI	2006-07-03	angles	linear	MM		MPACS 8+2R STR HDR PF CONN TYPE DE	
				0°±1°		scale -			
		dr	MINI K VANDANATH	2006-07-03			dwg no		sheet 1 of 1
		engr	BIJU K PAUL	2006-07-03			BS, C ,203028, 713		size A3
		chr	BIJU K PAUL	2006-07-03			type		Product Customer Drawing
		appd	BIJU K PAUL	2006-07-03					
sheet index	revision sheet	A	1						

FCI  
FCIconnect.com  
Copyright FCI