

1

2

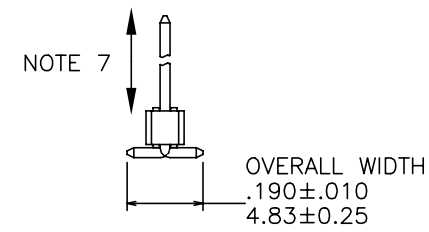
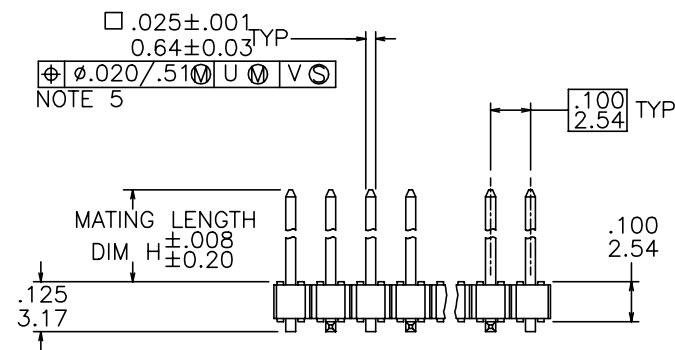
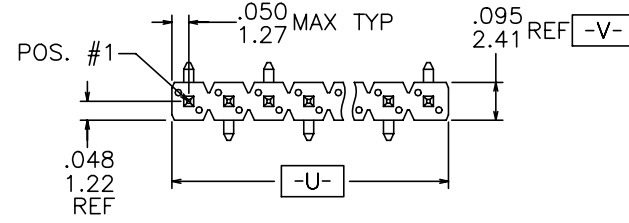
3

4

PRODUCT NO.

XXXXX-YYYHTLF

- LEAD FREE OPTION (SEE NOTE 1,8)
- TUBE PACKAGING OPTION (SEE NOTE 1)
- HIGH TEMPERATURE PLASTIC (SEE NOTE 1)
- NO. OF POSITIONS (SEE NOTE 4)
- PIN PLATING (SEE SHT 2)
- BASE PART NO. (SEE SHT 2)



Copyright FCI.

rev	ecn no	dr	date
V	ELX-N-16105	ZK	2013-10-22
P	N05-0027	MHT	4/21/05
R	M06-0269	AEA	7/14/05
S	M06-0356	MHT	9/08/06
T	M08-0291	MHT	10/08/08
U	N11-0118	J.Z	2011-04-14

www.fciconnect.com			surface 6.4 ISO 1302	tolerance std ISO 406 ISO 1101	projection size A4	INCH/MM Scale 1.000
Dr J.W. BAIR 3/24/92			TOLERANCES UNLESS OTHERWISE SPECIFIED		ANGULAR LINEAR	
Eng T. HANNA 3/24/92			0.X	±0.3	ECN	
Chr T. HANNA 3/24/92			0.XX	±0.15	Spec ref	
Appr T. HANNA 3/24/92			0.XXX	±0.05	Product family BERGSTIK	
FCI			title BERGSTIK® II HEADER .100 SR VERT. SMT		dwg no 78540	
			catalog no		CUSTOMER	
					Rev. V	
					sheet 1 of 2	

REV F - 2006-04-17

1

2

3

4

PDS: Rev :V

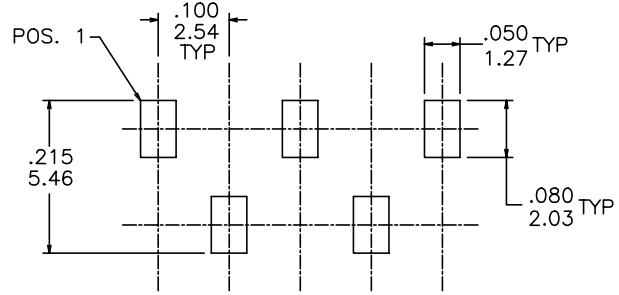
STATUS:Released

Printed: Oct 29, 2013

PRODUCT NUMBER	MATING LENGTH DIM H	PACKAGING
78540-XY	.230/5.84	POLY BAGS/TUBES
78589-XY	.318/8.08	POLY BAGS/TUBES
92021-XY	.180/4.57	POLY BAGS/TUBES
94095-XYH	.400/10.16	POLY BAGS

OB
OB
OB

PIN PLATING CODES:	
XXXX-1YY	30u"/0.76u MIN (SEE NOTE 9) OVER 50u"/1.27u MIN Ni
XXXX-2YY	15u"/0.38u MIN (SEE NOTE 9) OVER 50u"/1.27u MIN Ni
XXXX-3YY	50u"/1.27u MIN (SEE NOTE 9) OVER 50u"/1.27u MIN Ni
XXXX-4YY	100u"/2.54u MIN Sn OVER 50u"/1.27u MIN Ni (SEE NOTE 1,10)
XXXX-4YYHLF	
XXXX-5YY	15u"/0.38u MIN (SEE NOTE 9) OVER 50u"/1.27u MIN Ni
XXXX-6YY	30u"/0.76u MIN (SEE NOTE 9) OVER 50u"/1.27u MIN Ni
XXXX-7YY	30u"/0.76u MIN (SEE NOTE 9) OVER 50u"/1.27u MIN Ni
XXXX-8YY	15u"/0.38u MIN (SEE NOTE 9) OVER 50u"/1.27u MIN Ni
XXXX-9YY	15u"/0.38u MIN (SEE NOTE 9) OVER 50u"/1.27u MIN Ni
XXXX-0YY	30u"/0.76u MIN (SEE NOTE 9) OVER 50u"/1.27u MIN Ni



RECOMMENDED PAD LAYOUT
SCALE 4/1

NOTES:

- ① PART NUMBER OPTIONS:
PIN PLATING CODES (SEE ABOVE)

PACKAGING:
PACKAGED IN POLYBAGS,
EIGHT DIGIT PART NUMBERS FOLLOWED BY A "T" ARE.
PACKAGED IN SLIDE TUBES PER BUS-14-212.

LEAD FREE OPTION:
ADD "HLF" SUFFIX AT THE END OF PART NUMBER FOR LEAD FREE
OPTION, NOT AVAILABLE FOR -5YY,-5YYH,-6YY & -6YYH,

HIGH TEMP. MATERIAL:
FOR HIGH-TEMPERATURE APPLICATIONS, SPECIFY AN "H" AT
THE END OF THE PART NUMBER TO INDICATE HIGH-TEMP PLASTIC IS SUPPLIED.
- 2. BODY MATERIAL:
30% GLASS-FIBER REINFORCED PCT FLAME RETARDANT
PER UL-94V-0. COLOR: BLACK OR
MINERAL FILLED LCP FLAME RETARDANT
PER UL-94V-0. COLOR: BLACK

PART NUMBERS WITH "H" SUFFIX
TO 260°C PEAK TEMPERATURE FOR 20 SECONDS IN
WAVE SOLDER, INFRA-RED OR VAPOR PHASE SOLDER PROCESS.

PART NUMBERS WITHOUT "H" SUFFIX
TO 260°C PEAK TEMPERATURE FOR 20 SECONDS IN
WAVE SOLDER, INFRA-RED OR VAPOR PHASE SOLDER PROCESS.

- ③ PIN MATERIAL: PHOS-BRONZE.
- ④ NUMBER OF POSITIONS FROM 2 THRU 15.
- ⑤ MEASURED WITH PART IN RESTRAINED CONDITION.
- 6. TWO SIDES OF PIN TIPS NOT PLATED. TYPICAL BOTH ENDS.
- ⑦ 2LBS/0.9KG MIN PIN RETENTION IN EITHER DIRECTION.
- ⑧ THESE PRODUCTS MEETS EUROPEAN UNION DIRECTIVES AND OTHER
COUNTRY REGULATION AS DESCRIBED IN GS-22-008.
- ⑨ PLATING OPTIONS:
PERFORMANCE PLATING WILL BE EITHER GOLD OR GXT ON POST OR TAIL,
OPTIONALLY (78~295u"/2~7.5u) TIN ON TAIL.
- ⑩ "THIS PRODUCT HAS 100% TIN PLATING IN THE INTERFACE AND
HAS NOT BEEN TESTED FOR WHISKER GROWTH IN ALL INTERCONNECT
ENVIRONMENTS."



Copyright FCI.

www.fciconnect.com			surface ISO 1302 ✓	tolerance std ISO 406 ISO 1101	projection INCH/MM
			TOLERANCES UNLESS OTHERWISE SPECIFIED		size A4
Dr	J.W. BAIR	3/24/92	ANGULAR	0.X ±0.3	Scale 1.000
Eng	T. HANNA	3/24/92	LINEAR	0.XX ±0.15	
Chr	T. HANNA	3/24/92	0° ±2°	0.XXX ±0.05	ECN
Appr	T. HANNA	3/24/92	Product family	BERGSTIK	Spec ref
FCI			title BERGSTIK® II HEADER .100 SR VERT. SMT		dwg no 78540
			catalog no	CUSTOMER	sheet 2 of 2