

DO NOT SCALE FROM THIS PRINT

TABLE 4	
END TO END *	"L"
DV TO DV	.950[24.13]
DV TO EM (-TEX)	.835[21.21]
DV TO EM (-SEX)	.806[20.48]
EM (-TEX) TO EM (-TEX)	.720[18.29]
EM (-TEX) TO EM (-SEX)	.691[17.55]
EM (-SEX) TO EM (-SEX)	.662[16.81]
DV-N TO DV-N	.840[21.34]
DV-N TO EM (-TEX)	.780[19.81]
DV-N TO EM (-SEX)	.751[19.08]

* REFERENCE EM FOR -TPX AND -SPX

SUB-SQCD-X-XXX-XX-XX

Pb THIS PRODUCT MANUFACTURED WITH LEAD-FREE PROCESSING

SQCD-XXX-XX.XX-XXX-XXX-X-X

No. OF POSITIONS
-025, -050, -075, -100
(PER ROW)

LENGTH
-XX.XX (INCHES)
(01.72[43.7] MIN)
(SEE NOTE 2)
(SEE NOTE 9)

END OPTION
-F: SCREW OPTION FIRST END ONLY
(SEE NOTE 10)
-S: SCREW OPTION SECOND END ONLY
-B: SCREW OPTION BOTH ENDS
(SEE NOTE 10)
-N: NO CAPS
(SEE FIG 3, SHEET 5 FOR EDGE MOUNT
END OPTIONS)
(SEE FIG 4, SHEET 5 FOR DOUBLE
VERTICAL END OPTIONS)
(SEE FIG 5, SHEET 5 FOR NO CAPS OPTION)
(LEAVE BLANK FOR STANDARD CAPS
BOTH ENDS)

WIRING OPTION
-1: PIN 1 TO PIN 1
-2: PIN 1 TO PIN 2
-3: PIN 1 TO PIN N-1
-4: PIN 1 TO PIN N
(SEE TABLE 9, SHEET 7)

SECOND END

-TR: TERMINAL, TOP, RIGHT
-TL: TERMINAL, TOP, LEFT
-TB: TERMINAL, BOTTOM, RIGHT
-TL: TERMINAL, BOTTOM, LEFT
-STR: SOCKET, TOP, RIGHT
-STL: SOCKET, TOP, LEFT
-SBR: SOCKET, BOTTOM, RIGHT
-SBL: SOCKET, BOTTOM, LEFT
(SEE TABLE 1 & SHEET 2)

-TEU: TERMINAL, EDGE MOUNT, UP
-TED: TERMINAL, EDGE MOUNT, DOWN
-SEU: SOCKET, EDGE MOUNT, UP
-SED: SOCKET, EDGE MOUNT, DOWN
(SEE TABLE 5 & SHEET 4)

-TPU: TERMINAL, PANEL MOUNT, UP
-TPD: TERMINAL, PANEL MOUNT, DOWN
-SPU: SOCKET, PANEL MOUNT, UP
-SPD: SOCKET, PANEL MOUNT, DOWN
(SEE TABLE 11 & SHEET 6)
(ONLY AVAILABLE ON -025, -050, AND -075)

-TEU: TERMINAL, EDGE MOUNT, UP
-TED: TERMINAL, EDGE MOUNT, DOWN
-SEU: SOCKET, EDGE MOUNT, UP
-SED: SOCKET, EDGE MOUNT, DOWN
(SEE TABLE 5 & SHEET 4)

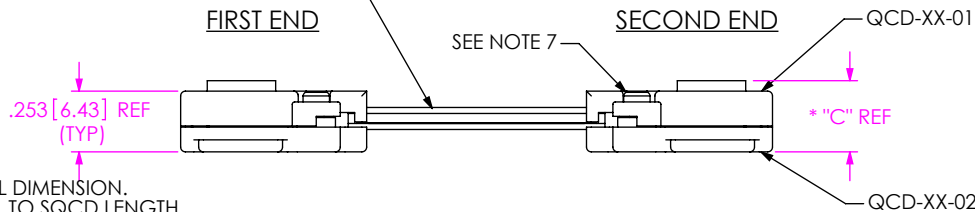
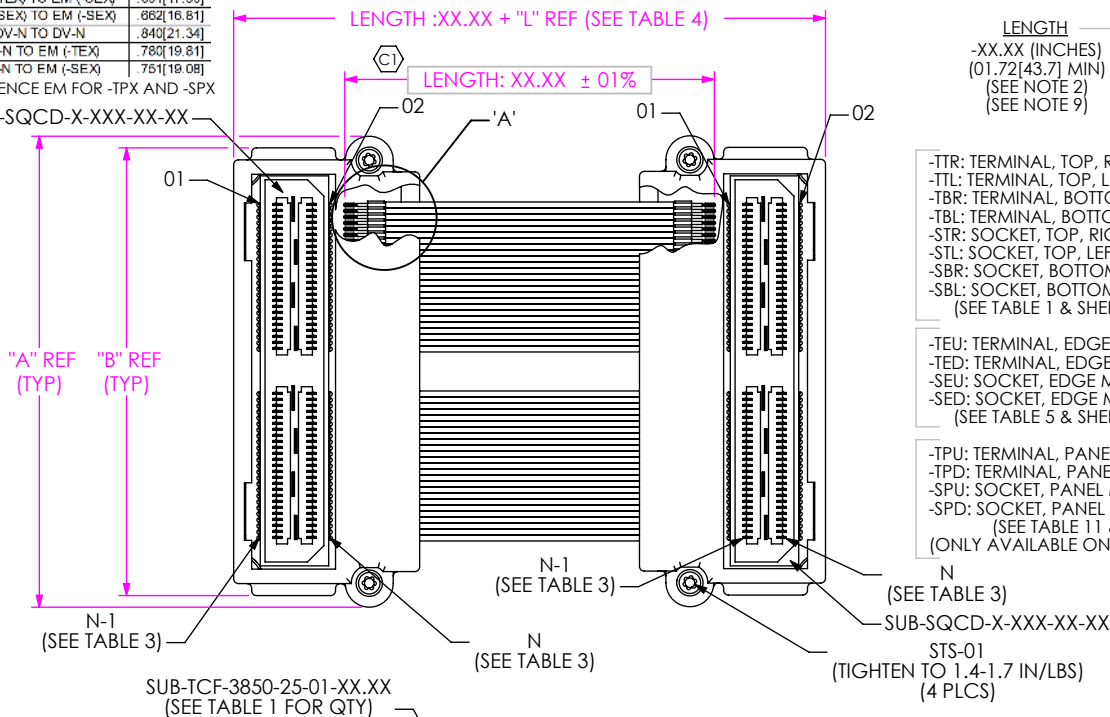


FIG 1
VERTICAL
(SQCD-050-XX.XX-STR-STR-1 SHOWN)

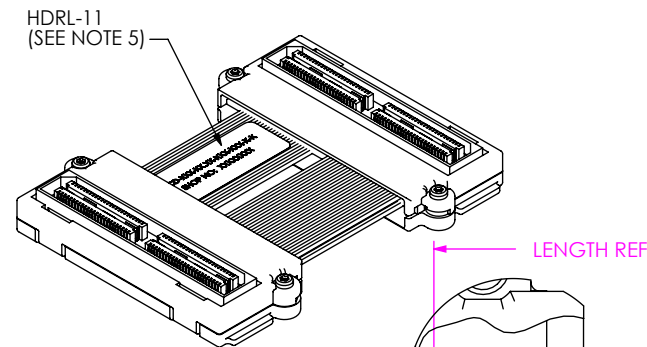


TABLE 2	
END	"C"
-TXX	.333[8.46]
-SXX	.296[7.52]

* -DV END OPTIONS ONLY

DETAIL 'A'
SCALE 2.5 : 1

NOTES:

1. C REPRESENTS A CRITICAL DIMENSION.
2. SUB-TCF LENGTH IS EQUAL TO SQCD LENGTH.
3. ALL ASSEMBLIES TO BE 100% ELECTRICALLY TESTED FOR SHORTS AND OPENS.
4. ALL ASSEMBLIES TO BE 100% HI-POT TESTED AT 300V.
5. TOP SUB-TCF NOT SHOWN IN THIS VIEW FOR CLARITY; HDRL-11 TO BE CENTERED ON LOWER SUB-TCF AS SHOWN; HDRL-11 IS TO CONTAIN:
LINE 1- PART NUMBER "SQCD-XXX-XX.XX-XXX-XXX-X-X"
LINE 2- SHOP ORDER NUMBER "XXXXXX"
LINE 3- DATE CODE "XXXXX"
6. PACKAGE ASSEMBLIES IN ANTI-STATIC & STATIC DISSIPATIVE BAGS.
7. TOP SURFACE OF SCREW TO BE FLUSH OR BELOW TOP SURFACE OF CAP.
8. PARTS TO BE PROCESSED PER SAMTEC ACCEPTABILITY REQUIREMENTS:
HDR-PI-01 "CABLE ASSEMBLY WORKMANSHIP STANDARDS.
9. CABLE LENGTHS LONGER THAN 40.00 INCHES ARE NOT SUPPORTED BY S.I. TEST DATA.
10. -F AND -B END OPTIONS NOT AVAILABLE WITH TPU, TPD, SPU, SPD ON FIRST END.
11. ALL SIGNAL PINS TRANSMITTED ACROSS COAX CONDUCTOR. GROUND BLADES TIED TO COAX SHIELD.
FOR MULTIPLE BANK ASSEMBLIES, EACH BANK IS GROUND INDEPENDENT OF THE OTHERS.
12. REFER TO PREP-SPEC DOCUMENT FOR CABLE PREP DIMENSIONS. ASSEMBLY USES STANDARD PCB PREP.

F:\DWG\MISC\MKTG\SQCD-XXX-XX.XX-XXX-XXX-X-X-MKT.SLDDRW

UNLESS OTHERWISE SPECIFIED,
DIMENSIONS ARE IN INCHES.

TOLERANCES ARE:
DECIMALS ANGLES
.XX: $\pm 0.01[0.3]$ 2°
.XXX: $\pm 0.005[0.13]$
.XXXX: $\pm 0.0020[0.051]$

PROPRIETARY NOTE
THIS DOCUMENT CONTAINS CONFIDENTIAL AND PROPRIETARY INFORMATION AND ALL DESIGN, MANUFACTURING, REPRODUCTION, USE, PATENT RIGHTS AND SALES RIGHTS ARE EXPRESSLY RESERVED BY SAMTEC, INC. THIS DOCUMENT SHALL NOT BE DISCLOSED, IN WHOLE OR PART, TO ANY UNAUTHORIZED PERSON OR ENTITY NOR REPRODUCED, TRANSFERRED OR INCORPORATED IN ANY OTHER PROJECT IN ANY MANNER WITHOUT THE EXPRESS WRITTEN CONSENT OF SAMTEC, INC.

MATERIAL: DO NOT SCALE DRAWING
PLATING: SHEET SCALE: 1:0.8
-H GOLD: 30μ" CONTACT

TABLE 1

No. OF POSITIONS	"A"	"B"	QCD-XX-01	QCD-XX-02	QTY OF SUB-TCF	SUB-SQCD-X-XXX-XX-XX
-025	1.175[29.85]	1.078[27.38]	QCD-01-01	QCD-01-02	2	SUB-SQCD-X-025-XX-XX
-050	1.963[49.85]	1.866[47.40]	QCD-02-01	QCD-02-02	4	SUB-SQCD-X-050-XX-XX
-075	2.750[69.85]	2.653[67.39]	QCD-03-01	QCD-03-02	6	SUB-SQCD-X-075-XX-XX
-100	3.538[89.85]	3.441[87.39]	QCD-04-01	QCD-04-02	8	SUB-SQCD-X-100-XX-XX

TABLE 3

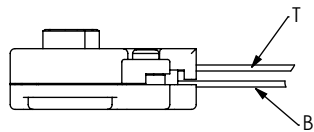
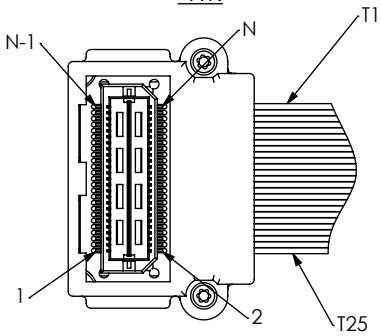
No. OF POSITIONS	N	N-1
-025	50	49
-050	100	99
-075	150	149
-100	200	199

DESCRIPTION:
0.635mm HIGH-SPEED COAX CABLE ASSEMBLY
DWG. NO. SQCD-XXX-XX.XX-XXX-XXX-X-X
BY: CUMMINGS 09/06/05 SHEET 1 OF 7



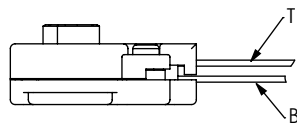
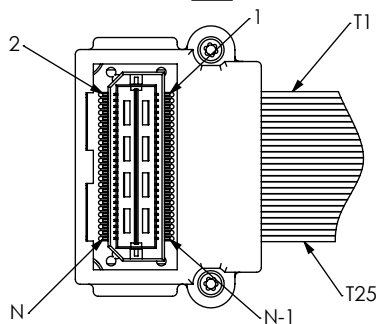
520 PARK EAST BLVD, NEW ALBANY, IN 47150
PHONE: 812-944-6733 FAX: 812-948-5047
e-Mail: info@SAMTEC.com code: 55322

-TTR



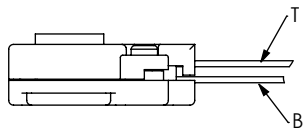
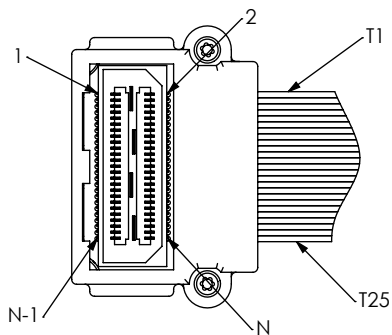
WIRING OPTION	FIRST END PIN #	SECOND END PIN #	WIRE NUMBER
1	1	1	B25
2	1	2	B25
3	1	N-1	B25
4	1	N	B25

-TTL



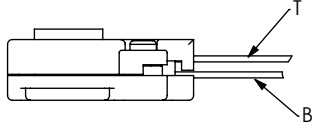
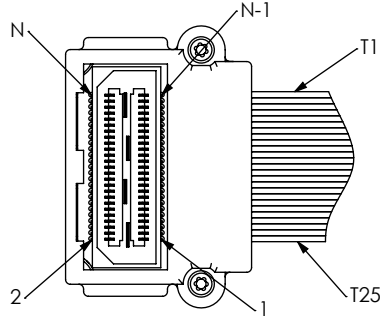
WIRING OPTION	FIRST END PIN #	SECOND END PIN #	WIRE NUMBER
1	1	1	T1
2	1	2	T1
3	1	N-1	T1
4	1	N	T1

-STR



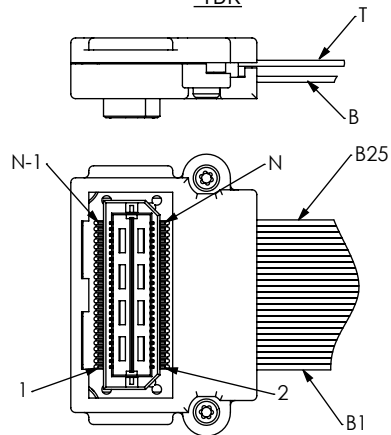
WIRING OPTION	FIRST END PIN #	SECOND END PIN #	WIRE NUMBER
1	1	1	B1
2	1	2	B1
3	1	N-1	B1
4	1	N	B1

-STL



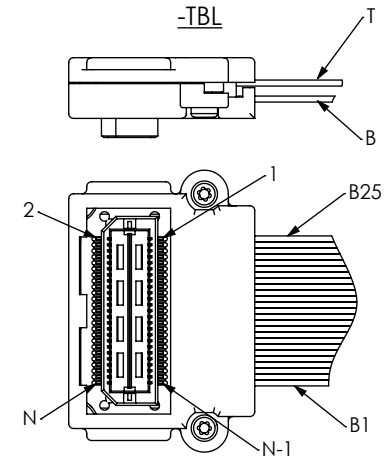
WIRING OPTION	FIRST END PIN #	SECOND END PIN #	WIRE NUMBER
1	1	1	T25
2	1	2	T25
3	1	N-1	T25
4	1	N	T25

-TBR



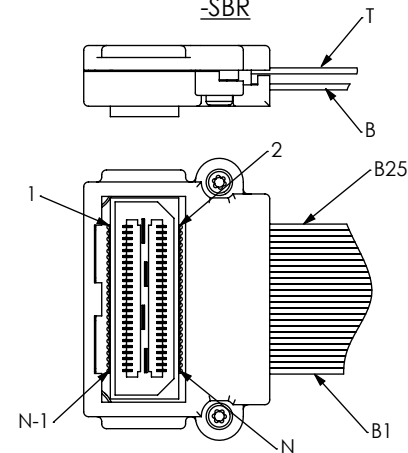
WIRING OPTION	FIRST END PIN #	SECOND END PIN #	WIRE NUMBER
1	1	1	T1
2	1	2	T1
3	1	N-1	T1
4	1	N	T1

-TBL



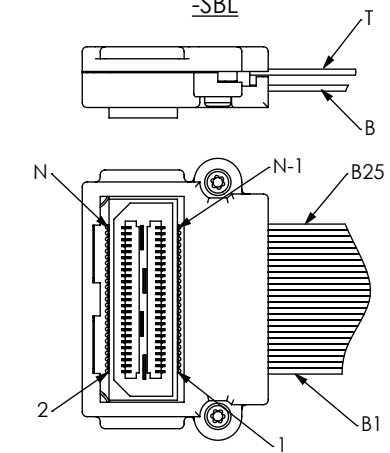
WIRING OPTION	FIRST END PIN #	SECOND END PIN #	WIRE NUMBER
1	1	1	B25
2	1	2	B25
3	1	N-1	B25
4	1	N	B25

-SBR



WIRING OPTION	FIRST END PIN #	SECOND END PIN #	WIRE NUMBER
1	1	1	T25
2	1	2	T25
3	1	N-1	T25
4	1	N	T25

-SBL



WIRING OPTION	FIRST END PIN #	SECOND END PIN #	WIRE NUMBER
1	1	1	B1
2	1	2	B1
3	1	N-1	B1
4	1	N	B1

PROPRIETARY NOTE

THIS DOCUMENT CONTAINS CONFIDENTIAL AND PROPRIETARY INFORMATION AND ALL DESIGN, MANUFACTURING, REPRODUCTION, USE, PATENT RIGHTS AND SALES RIGHTS ARE EXPRESSLY RESERVED BY SAMTEC, INC. THIS DOCUMENT SHALL NOT BE DISCLOSED, IN WHOLE OR PART, TO ANY UNAUTHORIZED PERSON OR ENTITY NOR REPRODUCED, TRANSFERRED OR INCORPORATED IN ANY OTHER PROJECT IN ANY MANNER WITHOUT THE EXPRESS WRITTEN CONSENT OF SAMTEC, INC.

DO NOT SCALE DRAWING

SHEET SCALE: 1:25:1

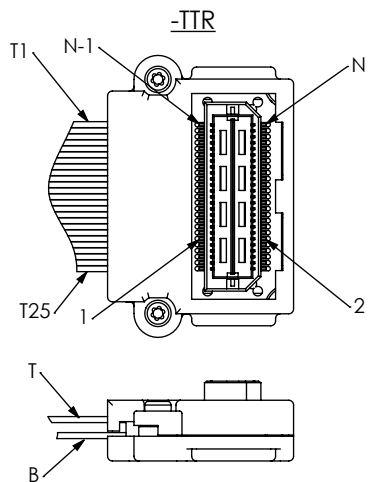


520 PARK EAST BLVD. NEW ALBANY, IN 47150
 PHONE: 812-944-6733 FAX: 812-948-5047
 e-Mail: info@SAMTEC.com code: 55322

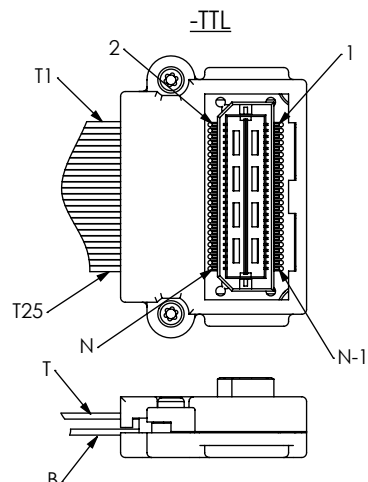
DESCRIPTION:
 0.635mm HIGH-SPEED COAX CABLE ASSEMBLY

DWG. NO.
 SQCD-XXX-XX.XX-XXX-XXX-X-X

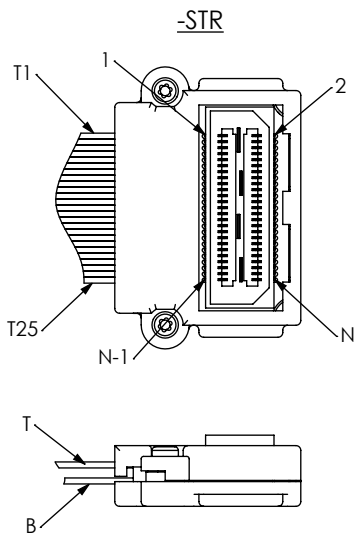
BY: CUMMINGS 09/06/05 SHEET 2 OF 7



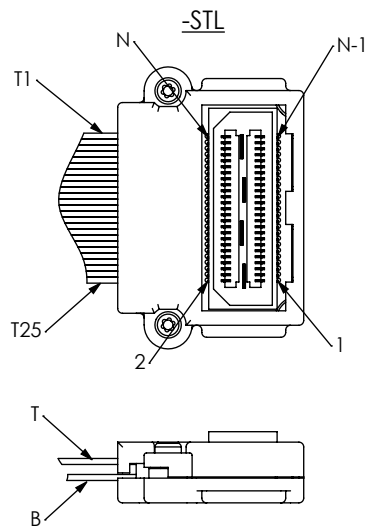
WIRING OPTION	FIRST END PIN #	SECOND END PIN #
1	1	1
2	1	2
3	1	N-1
4	1	N



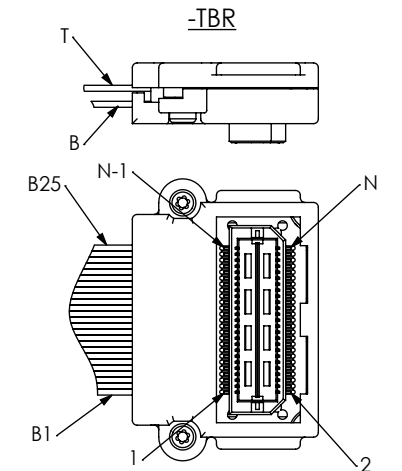
WIRING OPTION	FIRST END PIN #	SECOND END PIN #
1	1	1
2	1	2
3	1	N-1
4	1	N



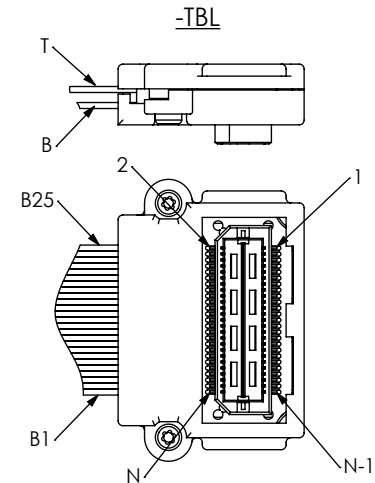
WIRING OPTION	FIRST END PIN #	SECOND END PIN #
1	1	1
2	1	2
3	1	N-1
4	1	N



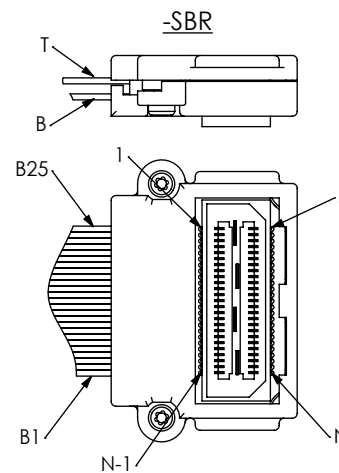
WIRING OPTION	FIRST END PIN #	SECOND END PIN #
1	1	1
2	1	2
3	1	N-1
4	1	N



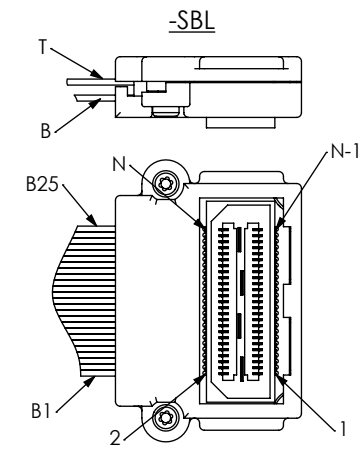
WIRING OPTION	FIRST END PIN #	SECOND END PIN #
1	1	1
2	1	2
3	1	N-1
4	1	N



WIRING OPTION	FIRST END PIN #	SECOND END PIN #
1	1	1
2	1	2
3	1	N-1
4	1	N



WIRING OPTION	FIRST END PIN #	SECOND END PIN #
1	1	1
2	1	2
3	1	N-1
4	1	N



WIRING OPTION	FIRST END PIN #	SECOND END PIN #
1	1	1
2	1	2
3	1	N-1
4	1	N

PROPRIETARY NOTE
 THIS DOCUMENT CONTAINS CONFIDENTIAL AND PROPRIETARY INFORMATION AND ALL DESIGN, MANUFACTURING, REPRODUCTION, USE, PATENT RIGHTS AND SALES RIGHTS ARE EXPRESSLY RESERVED BY SAMTEC, INC. THIS DOCUMENT SHALL NOT BE DISCLOSED, IN WHOLE OR PART, TO ANY UNAUTHORIZED PERSON OR ENTITY NOR REPRODUCED, TRANSFERRED OR INCORPORATED IN ANY OTHER PROJECT IN ANY MANNER WITHOUT THE EXPRESS WRITTEN CONSENT OF SAMTEC, INC.

DO NOT SCALE DRAWING

SHEET SCALE: 1:25:1



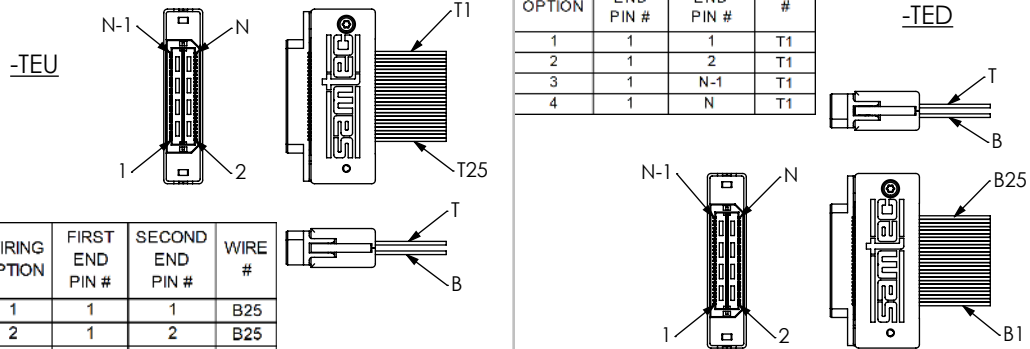
520 PARK EAST BLVD, NEW ALBANY, IN 47150
 PHONE: 812-944-6733 FAX: 812-948-5047
 e-Mail: info@SAMTEC.com code: 55322

DESCRIPTION:
 0.635mm HIGH-SPEED COAX CABLE ASSEMBLY

DWG. NO.
 SQCD-XXX-XX.XX-XXX-XXX-X-X

BY: CUMMINGS 09/06/05 SHEET 3 OF 7

FIRST END - EDGE MOUNT (SEE TABLE 9, SHEET 7)



SECOND END - EDGE MOUNT (SEE TABLE 9, SHEET 7)

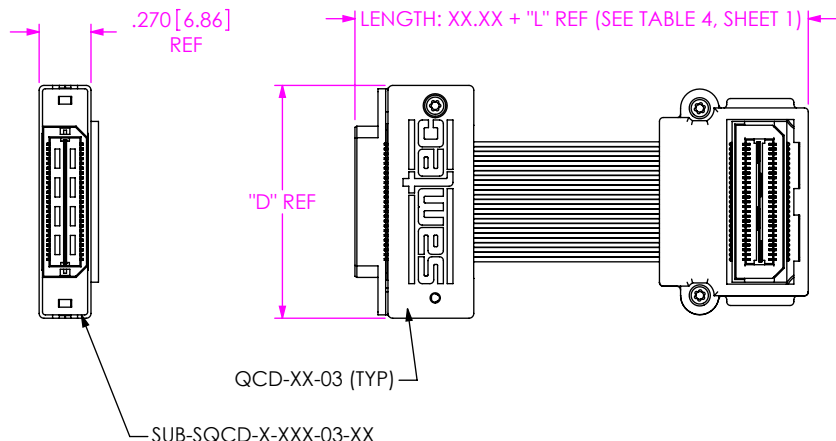
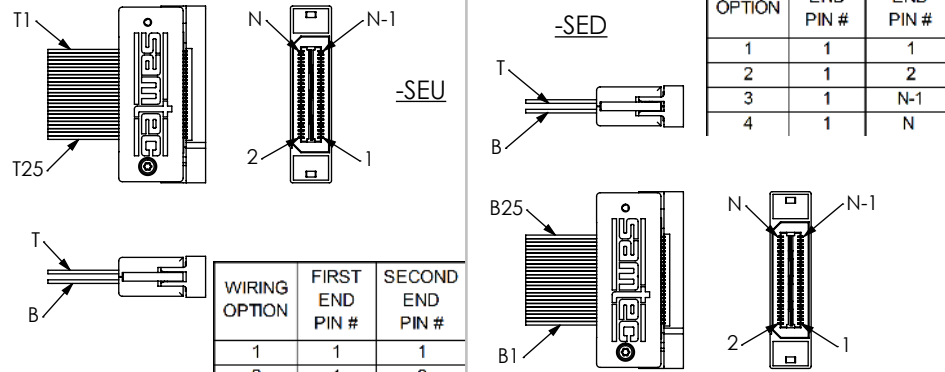
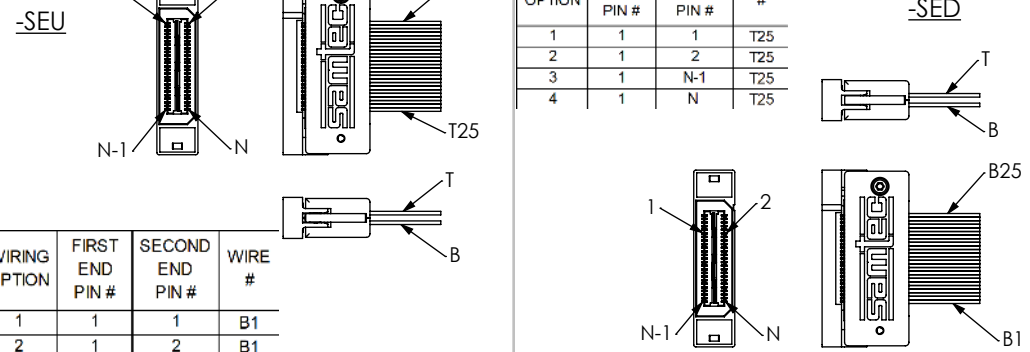
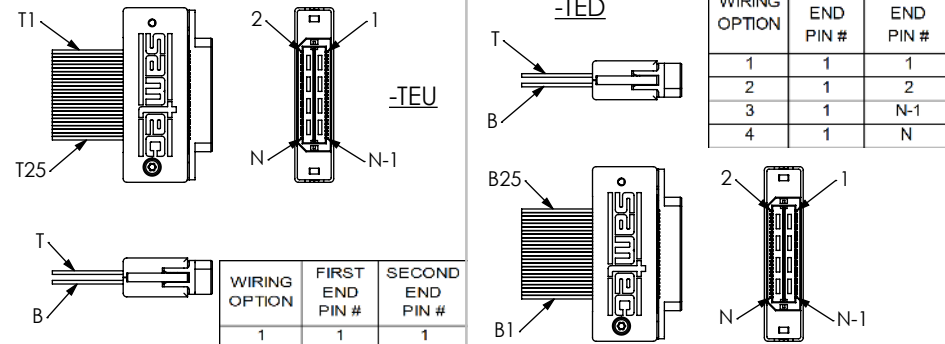


FIG 2
EDGE MOUNT (NO CAPTIVE PANEL SCREWS)
(SQCD-025-XX.XX-TEU-STR-X SHOWN)
(SAME AS FIG 1, UNLESS OTHERWISE STATED)

TABLE 5			
No. OF POSITIONS	"D"	QCD-XXX-03	SUB-SQCD-X-XXX-XX-XX
-025	1.213[30.80]	QCD-01-03	SUB-SQCD-X-025-03-XX
-050	2.000[50.80]	QCD-02-03	SUB-SQCD-X-050-03-XX
-075	2.788[70.80]	QCD-03-03	SUB-SQCD-X-075-03-XX
-100	3.575[90.80]	QCD-04-03	SUB-SQCD-X-100-03-XX

PROPRIETARY NOTE
THIS DOCUMENT CONTAINS CONFIDENTIAL AND PROPRIETARY INFORMATION AND ALL DESIGN, MANUFACTURING, REPRODUCTION, USE, PATENT RIGHTS AND SALES RIGHTS ARE EXPRESSLY RESERVED BY SAMTEC, INC. THIS DOCUMENT SHALL NOT BE DISCLOSED, IN WHOLE OR PART, TO ANY UNAUTHORIZED PERSON OR ENTITY NOR REPRODUCED, TRANSFERRED OR INCORPORATED IN ANY OTHER PROJECT IN ANY MANNER WITHOUT THE EXPRESS WRITTEN CONSENT OF SAMTEC, INC.



520 PARK EAST BLVD, NEW ALBANY, IN 47150
PHONE: 812-944-6733 FAX: 812-948-5047
e-Mail: info@SAMTEC.com code: 55322

DO NOT SCALE DRAWING
SHEET SCALE: 1:1

DESCRIPTION:
0.635mm HIGH-SPEED COAX CABLE ASSEMBLY
DWG. NO.
SQCD-XXX-XX.XX-XXX-XXX-X-X
BY: CUMMINGS 09/06/05 SHEET 4 OF 7

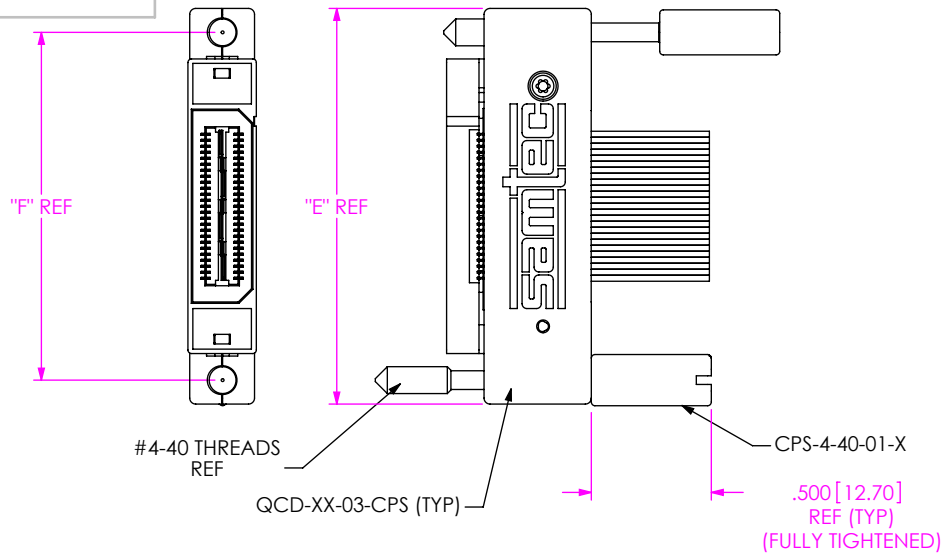


FIG 3
EDGE MOUNT (WITH CAPTIVE PANEL SCREWS)
(SQCD-025-XX.XX-SEU-XXX-1-F SHOWN)
(SAME AS FIG 2, UNLESS OTHERWISE STATED)

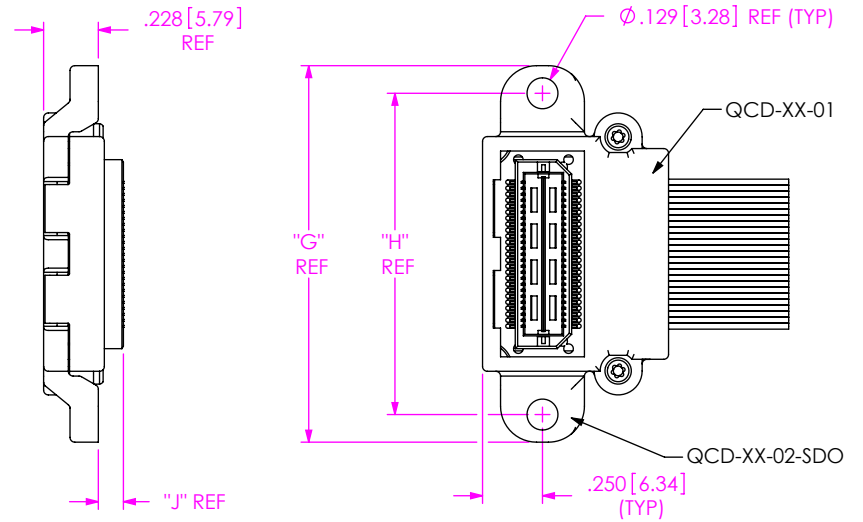


FIG 4
DOUBLE VERTICAL (WITH SCREW DOWN OPTION)
(SQCD-025-XX.XX-TTR-XXX-1-F SHOWN)
(SAME AS FIG 1, UNLESS OTHERWISE STATED)

TABLE 6

No. OF POSITIONS	"E"	"F"	QCD-XX-03-CPS
-025	1.649[41.87]	1.449[36.80]	QCD-01-03-CPS
-050	2.436[61.87]	2.237[56.80]	QCD-02-03-CPS
-075	3.224[81.87]	3.024[76.80]	QCD-03-03-CPS
-100	4.011[101.87]	3.812[96.80]	QCD-04-03-CPS

TABLE 7

No. OF POSITIONS	"G"	"H"	QCD-XX-02-SDO
-025	1.579[40.10]	1.339[34.00]	QCD-01-02-SDO
-050	2.366[60.10]	2.126[54.00]	QCD-02-02-SDO
-075	3.154[80.10]	2.913[74.00]	QCD-03-02-SDO
-100	3.941[100.10]	3.701[94.00]	QCD-04-02-SDO

TABLE 8

END	"J"
-TXX	.104[2.65]
-SXX	.068[1.73]

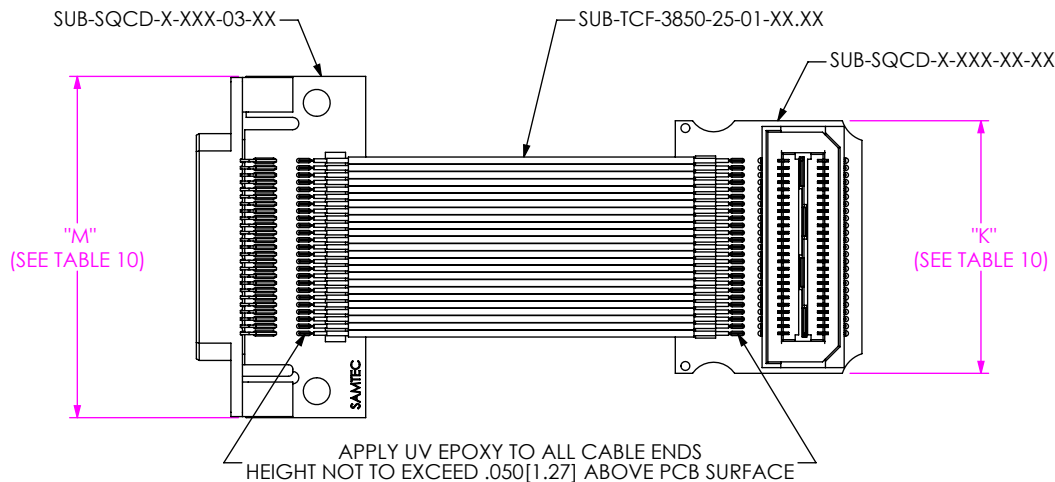


FIG 5
(SQCD-025-XX.XX-TEU-STR-X-N SHOWN)
(SAME AS FIG 1, UNLESS OTHERWISE STATED)

TABLE 10

No OF POSITIONS	"K"	"M"
025	0.877 [22.28]	1.1850 [30.10]
050	1.665 [42.29]	1.9730 [50.11]
075	2.453 [62.31]	2.7600 [70.10]
100	3.240 [82.30]	3.5480 [90.12]

PROPRIETARY NOTE

THIS DOCUMENT CONTAINS CONFIDENTIAL AND PROPRIETARY INFORMATION AND ALL DESIGN, MANUFACTURING, REPRODUCTION, USE, PATENT RIGHTS AND SALES RIGHTS ARE EXPRESSLY RESERVED BY SAMTEC, INC. THIS DOCUMENT SHALL NOT BE DISCLOSED, IN WHOLE OR PART, TO ANY UNAUTHORIZED PERSON OR ENTITY NOR REPRODUCED, TRANSFERRED OR INCORPORATED IN ANY OTHER PROJECT IN ANY MANNER WITHOUT THE EXPRESS WRITTEN CONSENT OF SAMTEC, INC.

DO NOT SCALE DRAWING

SHEET SCALE: 1:25:1



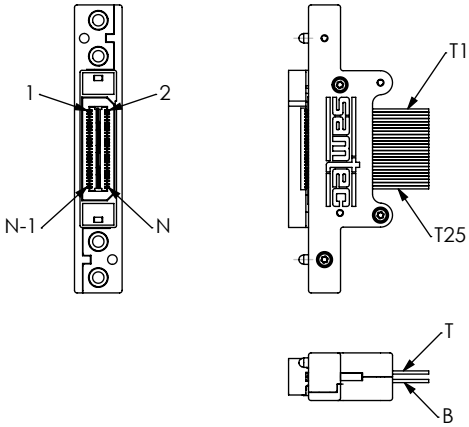
520 PARK EAST BLVD, NEW ALBANY, IN 47150
PHONE: 812-944-6733 FAX: 812-948-5047
e-Mail: info@SAMTEC.com code: 53322

DESCRIPTION:
0.635mm HIGH-SPEED COAX CABLE ASSEMBLY

DWG. NO.
SQCD-XXX-XX.XX-XXX-XXX-X-X

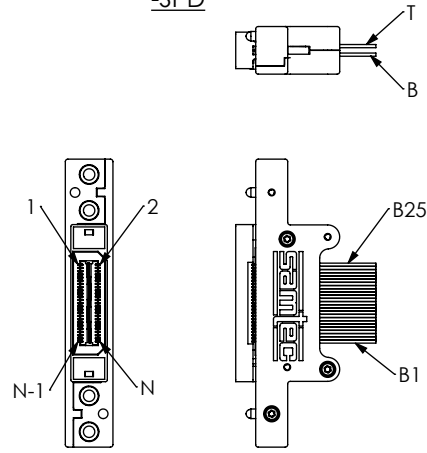
BY: CUMMINGS 09/06/05 SHEET 5 OF 7

-SPU



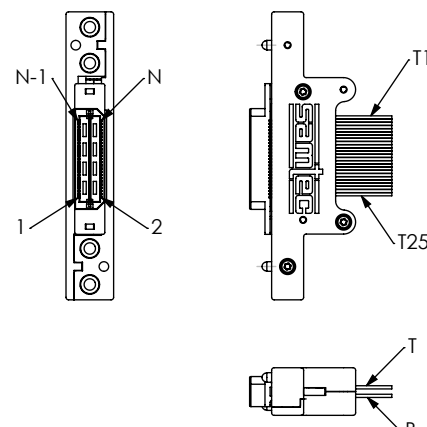
WIRING OPTION	FIRST END PIN #	SECOND END PIN #	WIRE #
1	1	1	B1
2	1	2	B1
3	1	N-1	B1
4	1	N	B1

-SPD



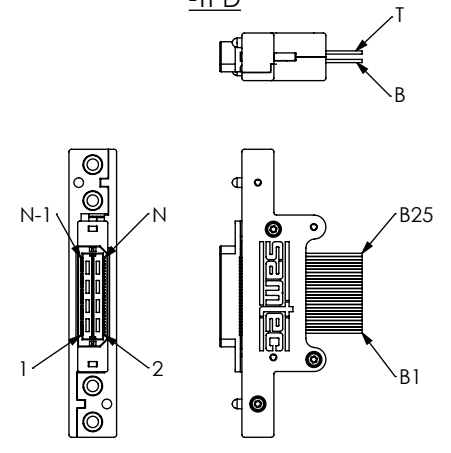
WIRING OPTION	FIRST END PIN #	SECOND END PIN #	WIRE #
1	1	1	T25
2	1	2	T25
3	1	N-1	T25
4	1	N	T25

-TPU



WIRING OPTION	FIRST END PIN #	SECOND END PIN #	WIRE #
1	1	1	B25
2	1	2	B25
3	1	N-1	B25
4	1	N	B25

-TPD



WIRING OPTION	FIRST END PIN #	SECOND END PIN #	WIRE #
1	1	1	T1
2	1	2	T1
3	1	N-1	T1
4	1	N	T1

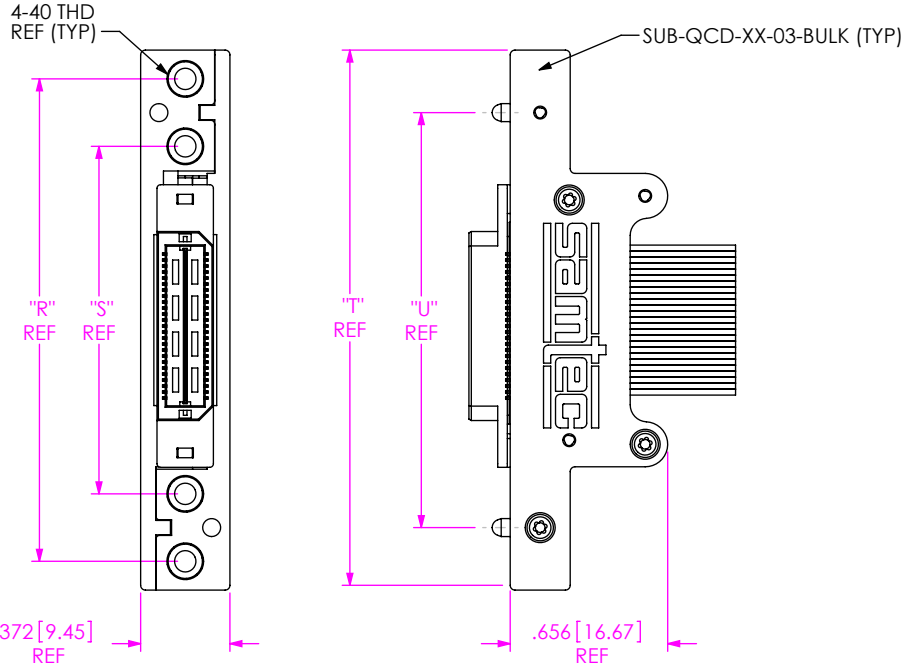


FIG 6
PANEL MOUNT (BULK HEAD SCREW INSERTS)
(SQCD-025-XX.XX-TPU-XXX-X SHOWN)
(SAME AS FIG. 2, UNLESS OTHERWISE STATED)

No. OF POSITIONS	"R"	"S"	"T"	"U"	SUB-QCD-XXX-03-BULK
-025	2.010 [51.05]	1.449 [36.80]	2.250 [57.15]	1.730 [43.94]	SUB-QCD-01-03-BULK
-050	2.798 [71.07]	2.237 [56.82]	3.038 [77.17]	2.518 [63.96]	SUB-QCD-02-03-BULK
-075	3.586 [91.08]	3.024 [76.81]	3.826 [97.18]	3.306 [83.97]	SUB-QCD-03-03-BULK

PROPRIETARY NOTE
THIS DOCUMENT CONTAINS CONFIDENTIAL AND PROPRIETARY INFORMATION AND ALL DESIGN, MANUFACTURING, REPRODUCTION, USE, PATENT RIGHTS AND SALES RIGHTS ARE EXPRESSLY RESERVED BY SAMTEC, INC. THIS DOCUMENT SHALL NOT BE DISCLOSED, IN WHOLE OR PART, TO ANY UNAUTHORIZED PERSON OR ENTITY NOR REPRODUCED, TRANSFERRED OR INCORPORATED IN ANY OTHER PROJECT IN ANY MANNER WITHOUT THE EXPRESS WRITTEN CONSENT OF SAMTEC, INC.

DO NOT SCALE DRAWING

SHEET SCALE: 1:25:1



520 PARK EAST BLVD, NEW ALBANY, IN 47150
PHONE: 812-944-6733 FAX: 812-948-5047
e-Mail: info@SAMTEC.com code: 55322

DESCRIPTION:
0.635mm HIGH-SPEED COAX CABLE ASSEMBLY

DWG. NO.
SQCD-XXX-XX.XX-XXX-XXX-X-X

BY: CUMMINGS09/06/05 SHEET 6 OF 7

FIRST END OPTION	FIRST END SUB-SQCD-X-XXX-XX-01	WIRING OPTION	FIRST END PIN #	SECOND END PIN #	WIRE #	TABLE 9 SECOND END OPTION (SUB-SQCD-X-XXX-XX-XX)													
						-TTR	-TTL	-TBR	-TBL	-STR	-STL	-SBR	-SBL	-TEU	-TED	-SEU	-SED		
						-TTR	-T-XXX-01-01	1	1	1	B25	T-XXX-02-02	N/A	N/A	T-XXX-01-02	N/A	S-XXX-01-01	S-XXX-02-01	N/A

PROPRIETARY NOTE
 THIS DOCUMENT CONTAINS CONFIDENTIAL AND PROPRIETARY INFORMATION AND ALL DESIGN, MANUFACTURING, REPRODUCTION, USE, PATENT RIGHTS AND SALES RIGHTS ARE EXPRESSLY RESERVED BY SAMTEC, INC. THIS DOCUMENT SHALL NOT BE DISCLOSED, IN WHOLE OR PART, TO ANY UNAUTHORIZED PERSON OR ENTITY NOR REPRODUCED, TRANSFERRED OR INCORPORATED IN ANY OTHER PROJECT IN ANY MANNER WITHOUT THE EXPRESS WRITTEN CONSENT OF SAMTEC, INC.



520 PARK EAST BLVD, NEW ALBANY, IN 47150
 PHONE: 812-944-6733 FAX: 812-948-5047
 e-Mail: info@SAMTEC.com code: 55322

DO NOT SCALE DRAWING

SHEET SCALE: 1:25:1

DESCRIPTION:
 0.635mm HIGH-SPEED COAX CABLE ASSEMBLY
 DWG. NO.
 SQCD-XXX-XX.XX-XXX-XXX-X-X
 BY: CUMMINGS 09/06/05 SHEET 7 OF 7