

1-282044-1 ✓ ACTIVE

[RAST | RAST 5 IDC Connectors](#)

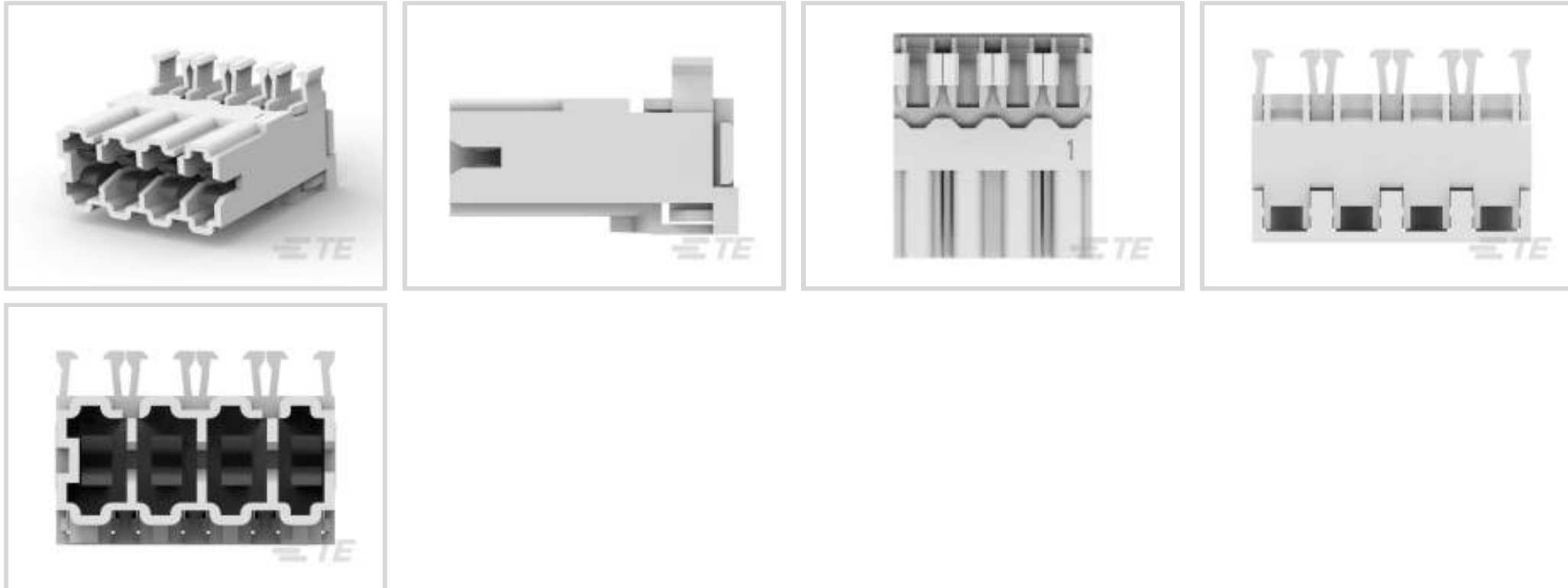
TE Internal #: 1-282044-1

Standard Edge Connectors, Wire-to-Board, 4 Position, .196 in [5 mm] Centerline, Insulation Displacement (IDC), 1 Row, Natural, RAST 5 IDC Connectors

[View on TE.com >](#)



Connectors > PCB Connectors > Card Edge Connectors > Standard Edge Connectors



Connector System: **Wire-to-Board**

Number of Positions: **4**

Centerline (Pitch): **5 mm [.196 in]**

Termination Method to Wire & Cable: **Insulation Displacement (IDC)**

Number of Rows: **1**

Features

Product Type Features

Connector System	Wire-to-Board
Connector & Housing Type	Receptacle
Connector & Contact Terminates To	Wire & Cable

Configuration Features

Card Entry Style	Side
Number of Positions	4
Number of Rows	1
Connector Contact Load Condition	Fully Loaded

Electrical Characteristics

Operating Voltage	220 VAC
-------------------	---------

Body Features

Primary Product Color	Natural
-----------------------	---------

Contact Features

--	--



PCB Contact Termination Area Plating Material Thickness	2 µm[78.74 µin]
Contact Type	Receptacle
Contact Mating Area Plating Material Thickness	2 µm[78.74 µin]
Contact Mating Area Plating Material	Tin
PCB Contact Termination Area Plating Material	Tin
Contact Base Material	Brass
Contact Current Rating (Max)	6 A

Termination Features

Termination Method to Wire & Cable	Insulation Displacement (IDC)
------------------------------------	-------------------------------

Mechanical Attachment

Mating Alignment Type	Polarizing Slot
Mating Alignment	With
Connector Mounting Type	Cable Mount (Free-Hanging)

Housing Features

Centerline (Pitch)	5 mm[.196 in]
Housing Material	Polyamide 6.6 GF

Dimensions

Compatible Insulation Diameter Range	2 – 2.8 mm[.078 – .11 in]
Wire Size	.5 – .75 mm ²

Usage Conditions

Operating Temperature Range	-25 – 105 °C[-13 – 221 °F]
-----------------------------	----------------------------

Operation/Application

Circuit Application	Power
---------------------	-------

Industry Standards

Agency/Standard	UL
UL Flammability Rating	UL 94V-2

Packaging Features

Packaging Quantity	780
Packaging Method	Box

Product Compliance

[For compliance documentation, visit the product page on TE.com>](#)



EU RoHS Directive 2011/65/EU	Compliant
EU ELV Directive 2000/53/EC	Compliant
China RoHS 2 Directive MIIT Order No 32, 2016	No Restricted Materials Above Threshold
EU REACH Regulation (EC) No. 1907/2006	Current ECHA Candidate List: JUNE 2023 (235) Candidate List Declared Against: JAN 2023 (233) Does not contain REACH SVHC
Halogen Content	Not Low Halogen - contains Br or Cl > 900 ppm.
Solder Process Capability	Not applicable for solder process capability


Product Compliance Disclaimer

This information is provided based on reasonable inquiry of our suppliers and represents our current actual knowledge based on the information they provided. This information is subject to change. The part numbers that TE has identified as EU RoHS compliant have a maximum concentration of 0.1% by weight in homogenous materials for lead, hexavalent chromium, mercury, PBB, PBDE, DBP, BBP, DEHP, DIBP, and 0.01% for cadmium, or qualify for an exemption to these limits as defined in the Annexes of Directive 2011/65/EU (RoHS2). Finished electrical and electronic equipment products will be CE marked as required by Directive 2011/65/EU. Components may not be CE marked. Additionally, the part numbers that TE has identified as EU ELV compliant have a maximum concentration of 0.1% by weight in homogenous materials for lead, hexavalent chromium, and mercury, and 0.01% for cadmium, or qualify for an exemption to these limits as defined in the Annexes of Directive 2000/53/EC (ELV). Regarding the REACH Regulation, the information TE provides on SVHC in articles for this part number is based on the latest European Chemicals Agency (ECHA) 'Guidance on requirements for substances in articles' posted at this URL: <https://echa.europa.eu/guidance-documents/guidance-on-reach>

Compatible Parts



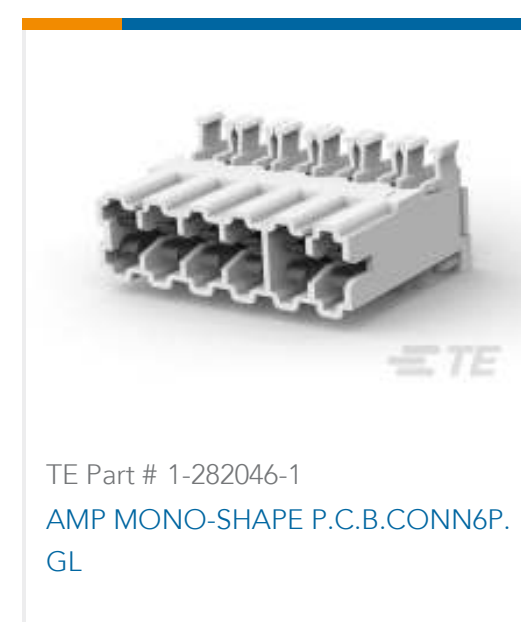
TE Part # 1-282047-1
AMP MONO-SHAPE P.C.B.CONN7P.
GL



TE Part # 1-282043-2
AMP MONO-SHAPE P.C.B.CONN3P.
GL



TE Part # 1-282045-1
AMP MONO-SHAPE P.C.B.CONN5P.
G




TE Part # 1-282046-1
AMP MONO-SHAPE P.C.B.CONN6P.
GL



TE Part # 1-282049-1
AMP MONO-SHAPE P.C.B.CONN9P.
GL



TE Part # 1-282050-1
AMP MONO-SHAPE P.C.B.CONN10P.
G




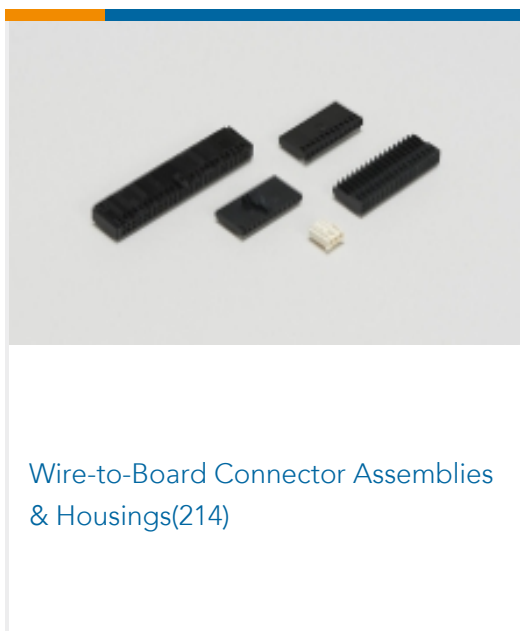

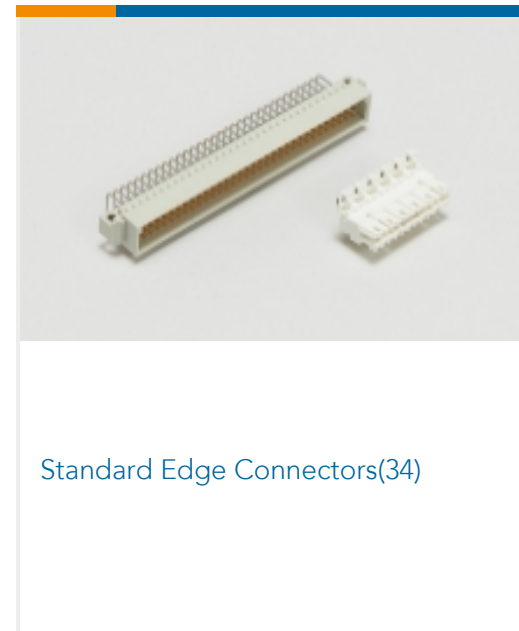

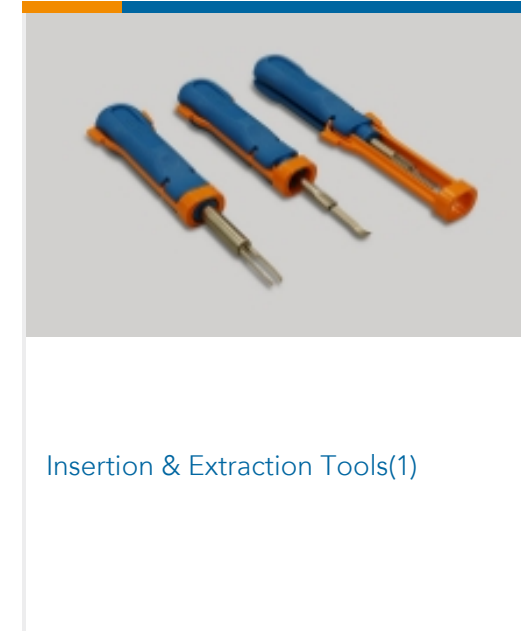
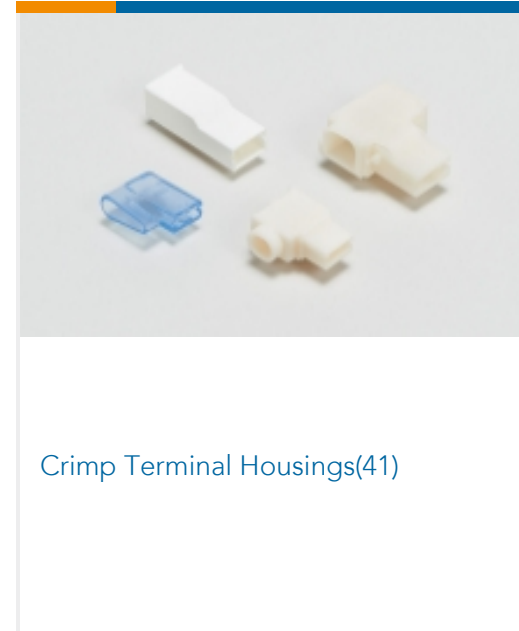
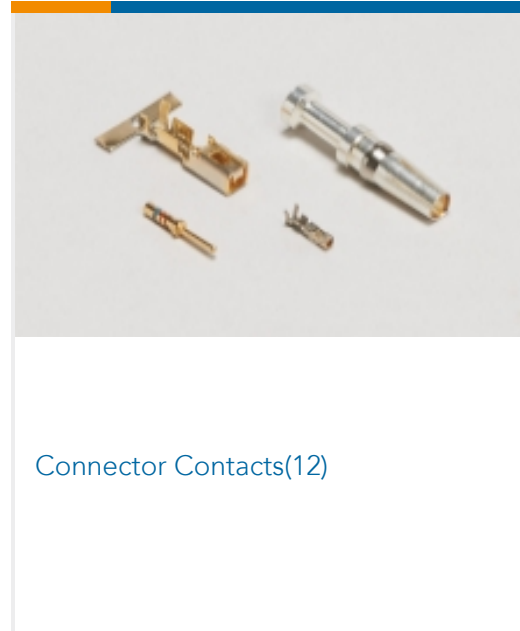
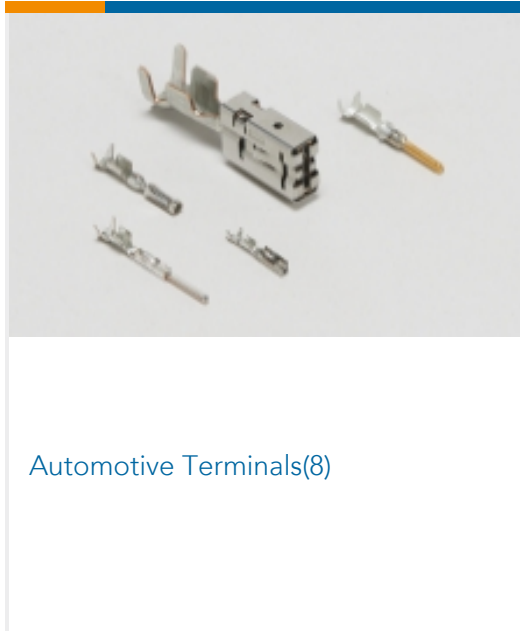
TE Part # 1-282052-1
AMP MONO-SHAPE P.C.B.CONN12P.



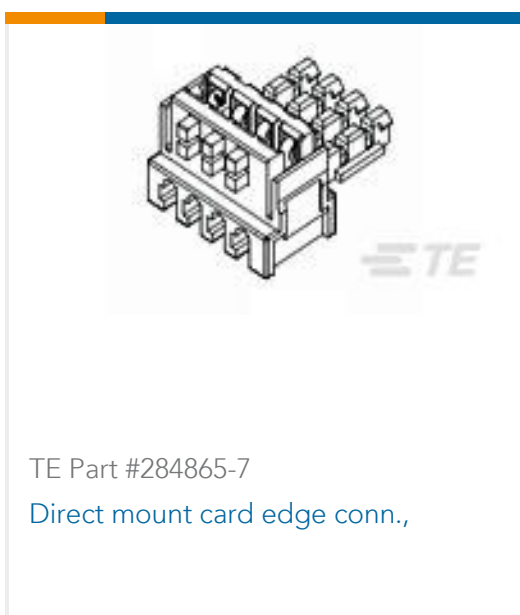
TE Part # 1-284561-2
MONO SHAPE MK I 2 POS PCB
CONN.S ASS'Y


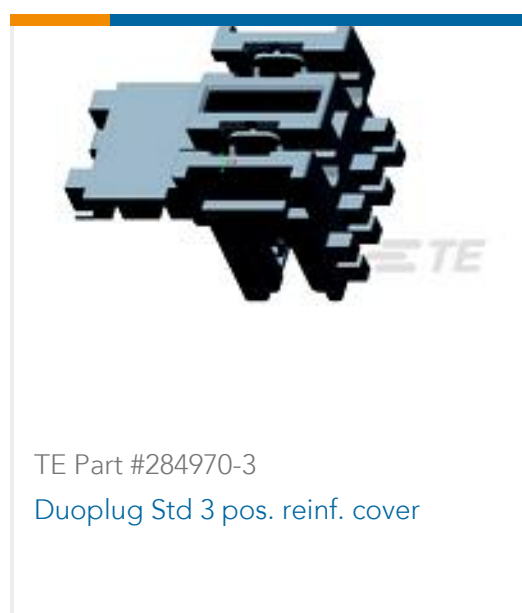


Also in the Series | RAST 5 IDC Connectors



Customers Also Bought





Documents

Product Drawings

[AMP MONO-SHAPE P.C.B.CONN4P. G](#)

English

CAD Files

Customer View Model

[ENG_CVM_CVM_1-282044-1_U.2d_dxf.zip](#)

English

3D PDF

3D

Customer View Model

[ENG_CVM_CVM_1-282044-1_U.3d_igs.zip](#)

English

Customer View Model

[ENG_CVM_CVM_1-282044-1_U.3d_stp.zip](#)

English

By downloading the CAD file I accept and agree to the [Terms and Conditions](#) of use.

Datasheets & Catalog Pages

[1654742_HOUSEHOLD_APPLIANCES_RAST5](#)

English

Product Specifications

[Application Specification](#)

English