

**PRODUCT FAMILY SPECIFICATION FOR
1.25 mm PITCH FLAT FLEX CABLE (FFC)
(105°C, Sn PLATED)*****Revision List***

REVISION	MODIFICATION	DATE
A	First release	2010/09/27
B	Updated specification	2011/09/29
C	Modified specification (sections 2.2, 2.3, 6, 7)	2014/05/07
D	Format update	2022/08/18
E	Number of circuits updated	2022/12/08

REVISION: E	ECR/ECN INFORMATION: EC No: 731362 DATE: 2022/12/08	TITLE: PRODUCT FAMILY SPECIFICATION FOR 1.25 mm PITCH FLAT FLEX CABLE (FFC) (105°C, Sn PLATED)	SHEET No. 1 of 5
DOCUMENT NUMBER: PS-15268-001	CREATED / REVISED BY: D. GOMEZ	CHECKED BY: M. IMIG	APPROVED BY: J. SMITH

1 SCOPE

This specification covers the 1.25mm center FFC (Flat Flexible Cable) jumper cable, 105°C, using tin plated copper conductor.

2 PRODUCT DESCRIPTION

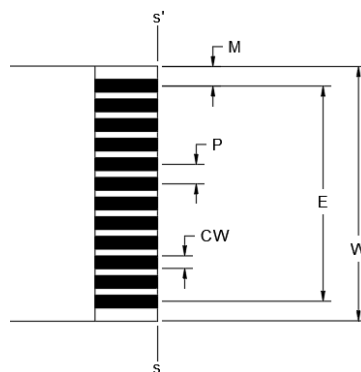
2.1 Product name and series number

Product name: 1.25MM CENTER FFC JUMPER CABLE (105°C, Sn PLATED)
 Product material no: 15268-XXXX

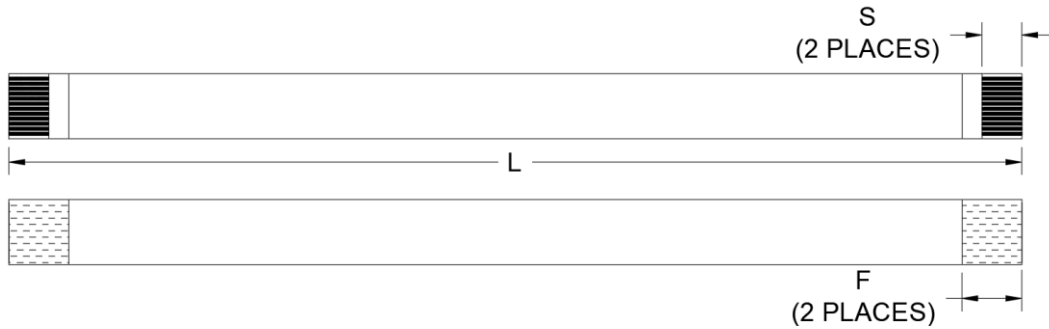
2.2 Dimensions, materials, and markings

Product dimensions according to SD-15268-001.

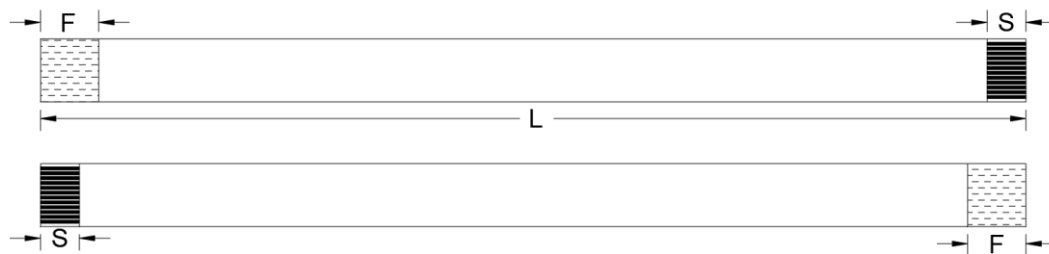
Description	Dim.	Value (mm)
Number of conductors	N	Refer to drawing
Pitch	P	1.25 ± 0.10
Span	E	1.25 (N-1) ± 0.15
Total width	W	1.25 (N+1) ± 0.15
Conductor width	CW	0.8 ± 0.03
Margin width	M	1.25 ± 0.20
Strip length	S	4.00 ± 0.80
End thickness of the connection area	Tc	0.30 ± 0.05
End thickness of the insulated area	Ti	0.27 ± 0.05
Insulated length	L	20 to 60 ± 2.00 61 to 100 ± 3.00 101 to 200 ± 4.00 201 to 3999 ± 5.00 4000 to 5999 ± 10.00 6000 to 9999 ± 15.00
Reinforcement length	F	8.00 ± 2.00
End squareness	s-s'	0.40 max



REVISION: E	ECR/ECN INFORMATION: EC No: 731362 DATE: 2022/12/08	TITLE: PRODUCT FAMILY SPECIFICATION FOR 1.25 mm PITCH FLAT FLEX CABLE (FFC) (105°C, Sn PLATED)	SHEET No. 2 of 5
DOCUMENT NUMBER: PS-15268-001	CREATED / REVISED BY: D. GOMEZ	CHECKED BY: M. IMIG	APPROVED BY: J. SMITH



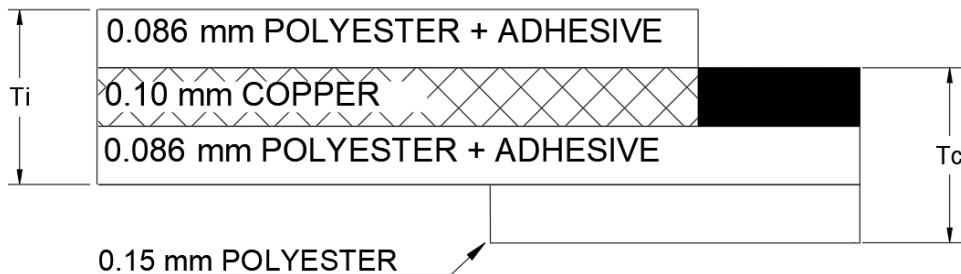
Type A (Contacts on the same side)



Type D (Contacts on the opposite side)

2.3 COMPOSITION

- Conductor:**
 - Material: Copper
 - Thickness: 0.10 mm nominal
 - Plating: 0.4µm Sn min.
- Insulation tape:**
 - Material: Polyester + Flame retardant adhesive
 - Thickness: 0.086 mm nominal
 - Color: white
- Reinforcement tape:**
 - Material: Polyester + Adhesive
 - Thickness: 0.15 mm nominal



2.4 Current and applicable conductors

Conductor Width	Conductor Thickness	Cross section	Current
0.8 mm	0.1 mm	0.08mm ²	1.4 A


REVISION: E	ECR/ECN INFORMATION: EC No: 731362 DATE: 2022/12/08	TITLE: PRODUCT FAMILY SPECIFICATION FOR 1.25 mm PITCH FLAT FLEX CABLE (FFC) (105°C, Sn PLATED)	SHEET No. 3 of 5
DOCUMENT NUMBER: PS-15268-001	CREATED / REVISED BY: D. GOMEZ	CHECKED BY: M. IMIG	APPROVED BY: J. SMITH

3 ELECTRICAL AND PHYSICAL SPECIFICATION

3.1 Electrical requirements

ITEM	DESCRIPTION	TEST CONDITION	REQUIREMENT
1	Conductor resistance	ASTM B 193	280 Ω/km MAX
2	Insulation resistance cond. to cond.	500 V DC	10 MΩ•m MIN
3	Dielectric test	500 V AC for 1 minute	No disruptive discharge
4	Continuity test	3.0 V DC at 0.1mA	No damage
5	Voltage rating		60 V AC MAX
6	Current rating	1.4 A (all conductors under load) at 23°C	40°C increase at the surface MAX
7	Impedance cond/cond balanced method	FFC at 1 MHz	130 Ω TYP
8	Capacitance cond/cond balanced method	FFC at 1 KHz	30 pF/m

3.2 Physical requirements

ITEM	DESCRIPTION	TEST CONDITION	REQUIREMENT
9	Temperature rating		-40°C to +105°C
10	Heat resistance	168 hours at 136°C	Insulation resistance Dielectric test
11	Thermal shock	30 minutes at -55°C 5 minutes at +25°C 30 minutes at +85°C 5 minutes at +25°C	Insulation resistance after 25 cycles
12	Cold coiling	96 hours at -40°C / The sample will be wound on a 3mm dia. Mandrel	Insulation resistance Dielectric test Visual inspection
13	Wear by abrasion	Test following EN3475-503 Weight: 500g Speed: 60 cycles/min Abrasion tool: 0.13mm dia.	10,000 cycles MINIMUM
14	Folding	The specimen shall be folded manually at 180°	Continuity after 20 times
15	Flex Lifecycles	Speed: 100 cycles/min R: 10 mm Temp: 23°C 	100,000 cycles MIN
16	Moisture resistance	96 hours at 60°C, 95% RH	Insulation resistance Dielectric test
17	Flame resistance	UL 758 VW-1	Passed

REVISION: E	ECR/ECN INFORMATION: EC No: 731362 DATE: 2022/12/08	TITLE: PRODUCT FAMILY SPECIFICATION FOR 1.25 mm PITCH FLAT FLEX CABLE (FFC) (105°C, Sn PLATED)	SHEET No. 4 of 5
DOCUMENT NUMBER: PS-15268-001	CREATED / REVISED BY: D. GOMEZ	CHECKED BY: M. IMIG	APPROVED BY: J. SMITH

18	Solderability	Immersion of the area which is intended for soldering into a tin bath at 250 ± 10°C for 30 seconds	No delamination Solder reflow below 1 mm
----	----------------------	--	---

4 UL APPROVAL

Materials used and construction of cable are UL compliant under UL style 20706

Temperature rating: 105°C

Voltage rating: 60 V AC

5 ROHS COMPLIANCE

This Flat Flexible Cable product family is compliant to RoHS Directive (EU) 2015/863.

REVISION: E	ECR/ECN INFORMATION: EC No: 731362 DATE: 2022/12/08	TITLE: PRODUCT FAMILY SPECIFICATION FOR 1.25 mm PITCH FLAT FLEX CABLE (FFC) (105°C, Sn PLATED)	SHEET No. 5 of 5
DOCUMENT NUMBER: PS-15268-001		CREATED / REVISED BY: D. GOMEZ	CHECKED BY: M. IMIG
		APPROVED BY: J. SMITH	