

Load share controller demonstration board based on the L6615

Data brief

Features

- Three paralleled DC-DC converter modules (in synchronous buck topology, managed by ST's L6910)
- Output currents shared through ST current sharing controller L6615
- Innovative use of a MOSFET as both the OR-ing element (replacing OR-ing diode) and sensing element ($R_{DS(on)}$)
- RoHS compliant

Description

The STEVAL-ISQ009V1 demonstration board is composed of three identical sections (daughterboards) and a motherboard.

Each daughterboard is capable of performing DC-DC conversion starting from +5 VDC and is designed to deliver 3.3 V / 5 A to the load.


The input terminals of the motherboard are connected to a +5 VDC external source and the output terminals to the load. The board can accommodate up to three DC-DC converters.

The motherboard contains the circuitry necessary to perform current sharing (utilizing the L6615) and to isolate a failed section from the load. It is designed to be adaptable to all power supplies (compatible with the L6615 absolute maximum ratings) having remote sense pins. By changing just a few components, it can be modified for new specifications.

It is possible to build a system to supply a 10 A load at +3.3 V in a 2+1 redundant configuration. That is, whenever three sections are running, each of them supplies 3.33 A, a value lower than its nominal capability.

If one of them is switched off, the system is able to supply the load, and each section carries 5 A.

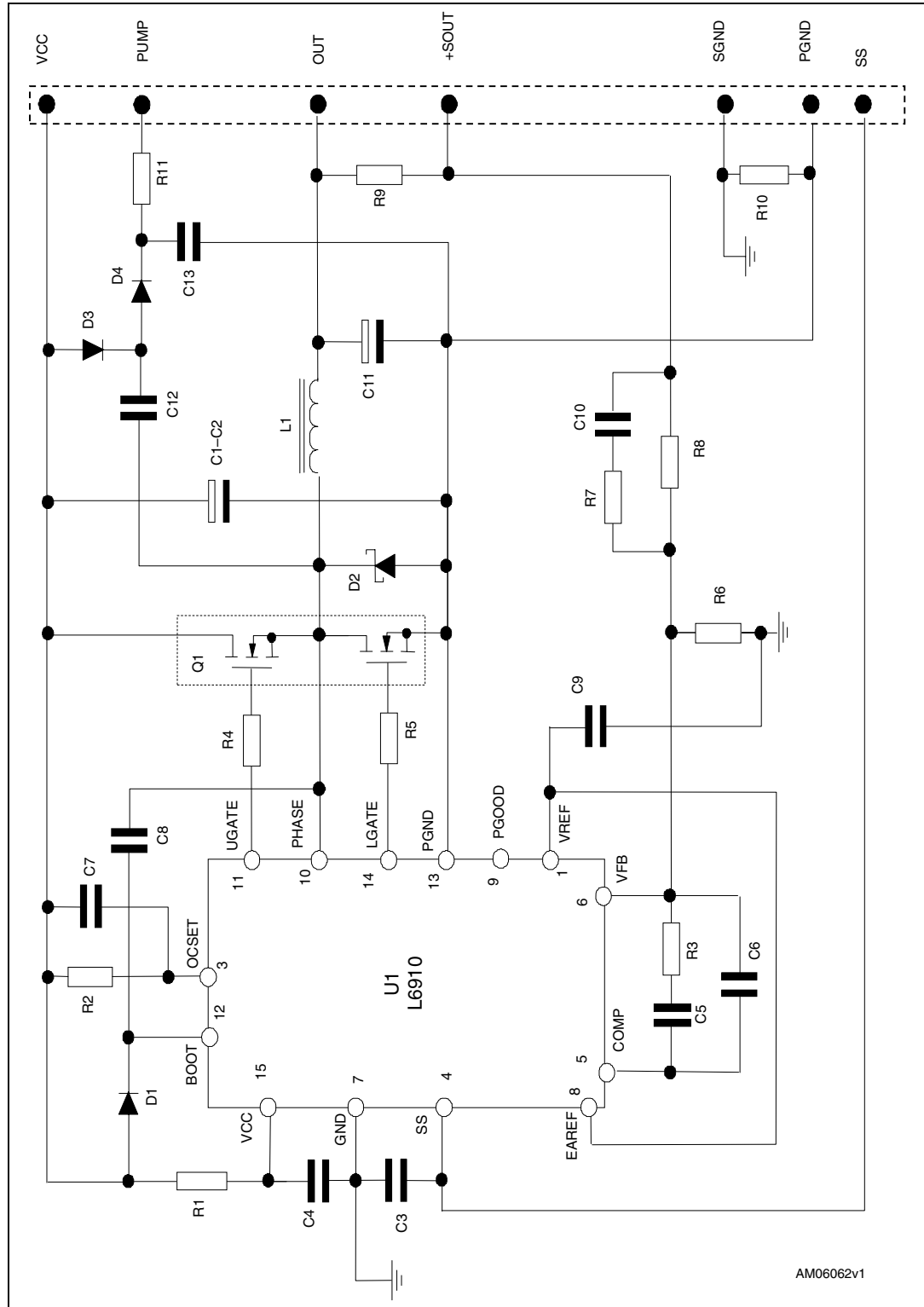
DC-DC conversion management is performed by the L6910.



It is possible to verify that disabling one section (through the relevant switch on the motherboard) does not cause overvoltage on the output or overcurrent in other sections. In the same way, enabling one section (with the other two already running) does not cause negative output voltage drop or a short to ground, and current sharing is established.

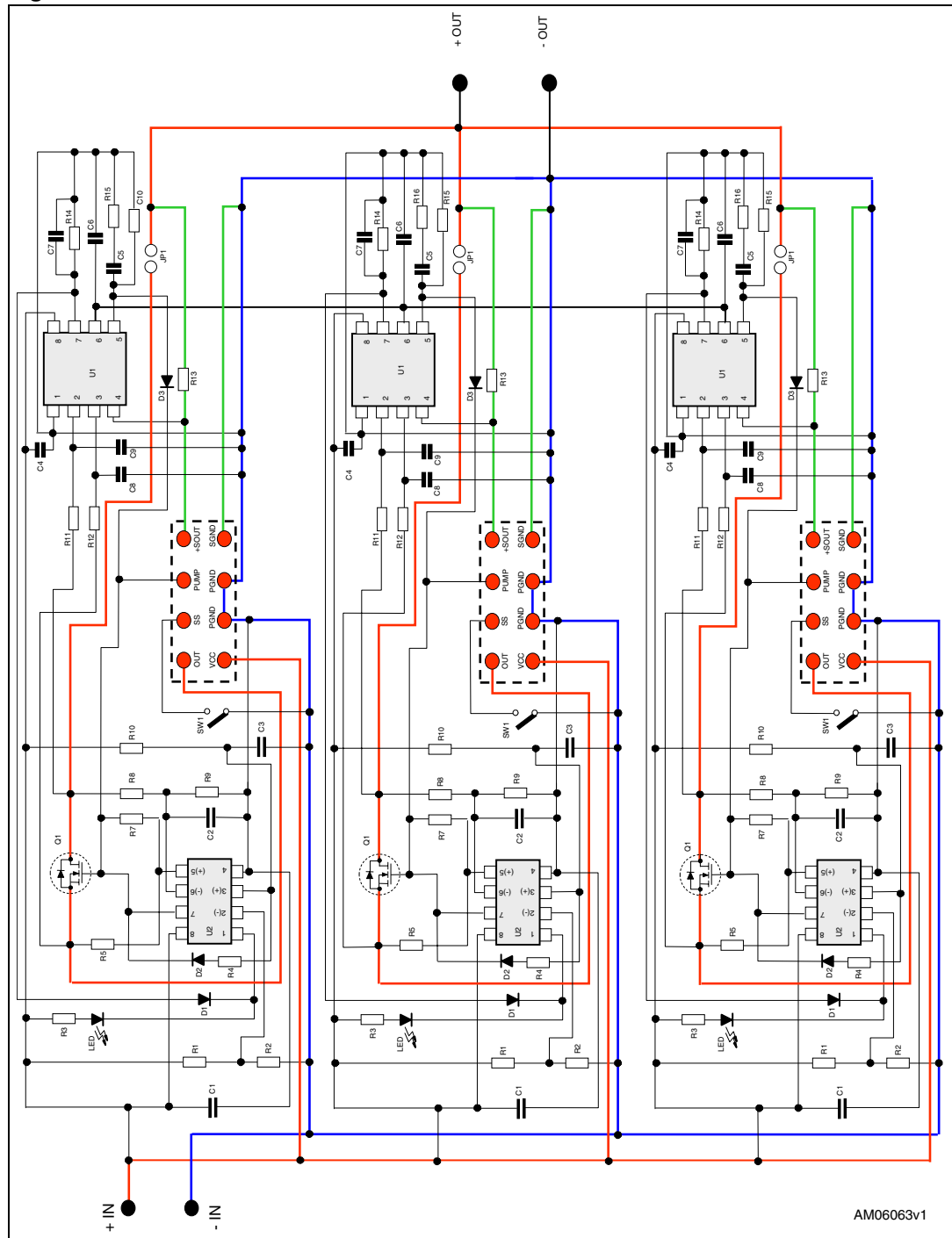
1 Schematic diagrams

Figure 1. Single daughterboard circuit schematic



AM06062v1

Figure 2. Motherboard circuit schematic



2 Revision history

Table 1. Document revision history

Date	Revision	Changes
22-Feb-2010	1	Initial release.

Please Read Carefully:

Information in this document is provided solely in connection with ST products. STMicroelectronics NV and its subsidiaries ("ST") reserve the right to make changes, corrections, modifications or improvements, to this document, and the products and services described herein at any time, without notice.

All ST products are sold pursuant to ST's terms and conditions of sale.

Purchasers are solely responsible for the choice, selection and use of the ST products and services described herein, and ST assumes no liability whatsoever relating to the choice, selection or use of the ST products and services described herein.

No license, express or implied, by estoppel or otherwise, to any intellectual property rights is granted under this document. If any part of this document refers to any third party products or services it shall not be deemed a license grant by ST for the use of such third party products or services, or any intellectual property contained therein or considered as a warranty covering the use in any manner whatsoever of such third party products or services or any intellectual property contained therein.

UNLESS OTHERWISE SET FORTH IN ST'S TERMS AND CONDITIONS OF SALE ST DISCLAIMS ANY EXPRESS OR IMPLIED WARRANTY WITH RESPECT TO THE USE AND/OR SALE OF ST PRODUCTS INCLUDING WITHOUT LIMITATION IMPLIED WARRANTIES OF MERCHANTABILITY, FITNESS FOR A PARTICULAR PURPOSE (AND THEIR EQUIVALENTS UNDER THE LAWS OF ANY JURISDICTION), OR INFRINGEMENT OF ANY PATENT, COPYRIGHT OR OTHER INTELLECTUAL PROPERTY RIGHT.

UNLESS EXPRESSLY APPROVED IN WRITING BY AN AUTHORIZED ST REPRESENTATIVE, ST PRODUCTS ARE NOT RECOMMENDED, AUTHORIZED OR WARRANTED FOR USE IN MILITARY, AIR CRAFT, SPACE, LIFE SAVING, OR LIFE SUSTAINING APPLICATIONS, NOR IN PRODUCTS OR SYSTEMS WHERE FAILURE OR MALFUNCTION MAY RESULT IN PERSONAL INJURY, DEATH, OR SEVERE PROPERTY OR ENVIRONMENTAL DAMAGE. ST PRODUCTS WHICH ARE NOT SPECIFIED AS "AUTOMOTIVE GRADE" MAY ONLY BE USED IN AUTOMOTIVE APPLICATIONS AT USER'S OWN RISK.

Resale of ST products with provisions different from the statements and/or technical features set forth in this document shall immediately void any warranty granted by ST for the ST product or service described herein and shall not create or extend in any manner whatsoever, any liability of ST.

ST and the ST logo are trademarks or registered trademarks of ST in various countries.

Information in this document supersedes and replaces all information previously supplied.

The ST logo is a registered trademark of STMicroelectronics. All other names are the property of their respective owners.

© 2010 STMicroelectronics - All rights reserved

STMicroelectronics group of companies

Australia - Belgium - Brazil - Canada - China - Czech Republic - Finland - France - Germany - Hong Kong - India - Israel - Italy - Japan - Malaysia - Malta - Morocco - Philippines - Singapore - Spain - Sweden - Switzerland - United Kingdom - United States of America

www.st.com