

DESIGNED & DIMENSIONED  
IN MILLIMETERS [INCHES]

DO NOT  
SCALE FROM  
THIS PRINT

MCX-P-C-XX-ST-CA2

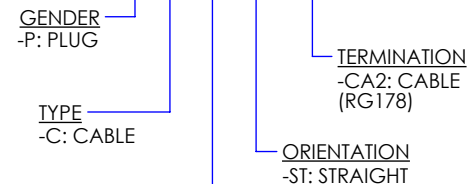
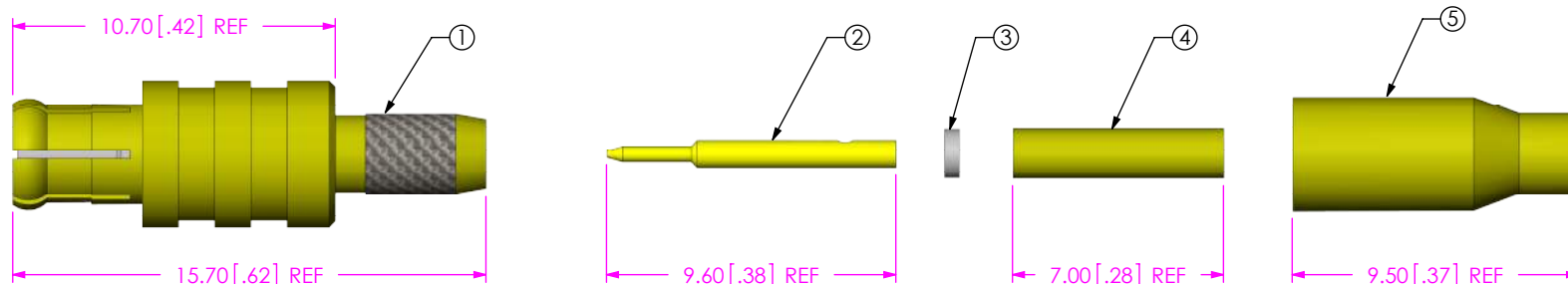


TABLE 1			
ITEM	COMPONENT	-H	-HN
1	SUB ASSEMBLY	SUB-MCX-P-C-F-ST-CA1	SUB-MCX-P-C-FN-ST-CA1
2	PIN	MCX-PIN-002-H	
3	INSULATOR	MCX-INS-002	
4	INNER FERRULE	MCX-FER-003-F	MCX-FER-003-N
5	OUTER FERRULE	MCX-FER-004-F	MCX-FER-004-N

PLATING SPECIFICATION

-H: 30µ" GOLD CENTER CONTACT,  
3µ" GOLD OUTER CONTACT  
-HN: 30µ" GOLD CENTER CONTACT,  
100µ" NICKEL OUTER CONTACT  
(SEE TABLE 1)



NOTES:

1. NOTE DELETED.
2. NOTE DELETED.
3. NOTE DELETED.
4. NOTE DELETED.
5. PRODUCT TO BE BULK PACKAGED PER PACKAGING STANDARD CO-RF-WI-3040-M.
6. NOTE DELETED.
7. NOTE DELETED.
8. NOTE DELETED.

F:\DWG\MISC\MKTG\MCX-P-C-XX-ST-CA2-MKT.SLDDRW

UNLESS OTHERWISE SPECIFIED,  
DIMENSIONS ARE IN  
MILLIMETERS [INCHES].  
TOLERANCES ARE:  
DECIMALS ANGLES  
.X: ±0.3 [.01] 5°  
.XX: ±0.13 [.005]  
.XXX: ±0.051 [.0020]

**PROPRIETARY NOTE**  
THIS DOCUMENT CONTAINS CONFIDENTIAL AND  
PROPRIETARY INFORMATION AND ALL DESIGN,  
MANUFACTURING, REPRODUCTION, USE, PATENT RIGHTS  
AND SALES RIGHTS ARE EXPRESSLY RESERVED BY SAMTEC,  
INC. THIS DOCUMENT SHALL NOT BE DISCLOSED, IN WHOLE  
OR PART, TO ANY UNAUTHORIZED PERSON OR ENTITY NOR  
REPRODUCED, TRANSFERRED OR INCORPORATED IN ANY  
OTHER PROJECT IN ANY MANNER WITHOUT THE EXPRESS  
WRITTEN CONSENT OF SAMTEC, INC.

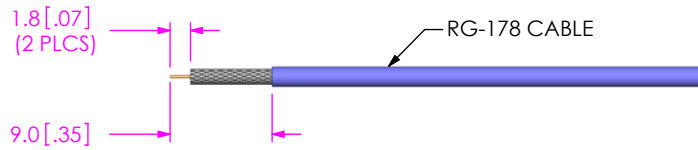
MATERIAL: DO NOT SCALE DRAWING SHEET SCALE: 4:1

SHELL, FERRULE: BRASS  
PIN: BRASS  
INSULATOR: PTFE

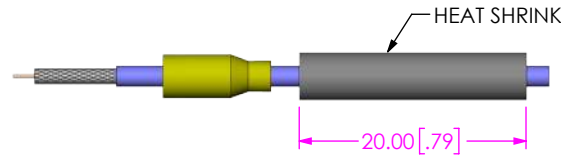


520 PARK EAST BLVD, NEW ALBANY, IN 47150  
PHONE: 812-944-6733 FAX: 812-948-5047  
e-Mail: info@SAMTEC.com code: 55322

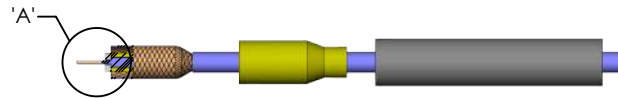
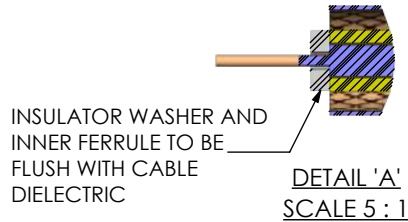
DESCRIPTION:  
50 OHM, MCX STRAIGHT CABLE PLUG, RG178  
DWG. NO.  
**MCX-P-C-XX-ST-CA2**  
BY: R MUSSER 02/06/2008 SHEET 1 OF 2



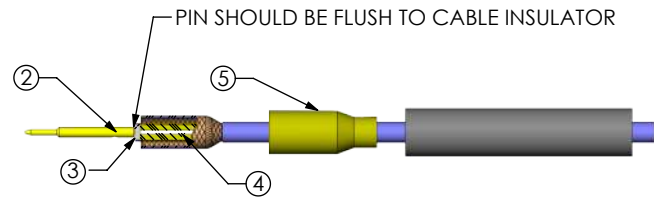
**IN-PROCESS 1**  
STRIP CABLE AND TIN INNER CONDUCTOR



**IN-PROCESS 2**  
ADD HEAT SHRINK TUBING AND OUTER FERRULE



**IN-PROCESS 3**  
FLARE SHIELD, ADD INNER FERRULE & INSULATOR



**IN-PROCESS 4**  
SOLDER SIGNAL PIN



**IN-PROCESS 5**  
FLARE SHIELD, ADD SUB ASSEMBLY



**IN-PROCESS 6**  
CRIMP OUTER FERRULE  
(USE RF CRIMP HAND TOOL #CAT-RF-FER-01,  
USE .128" DIE SIZE)



**IN-PROCESS 7**  
ACTIVATE HEAT SHRINK

**PROPRIETARY NOTE**  
THIS DOCUMENT CONTAINS CONFIDENTIAL AND PROPRIETARY INFORMATION AND ALL DESIGN, MANUFACTURING, REPRODUCTION, USE, PATENT RIGHTS AND SALES RIGHTS ARE EXPRESSLY RESERVED BY SAMTEC, INC. THIS DOCUMENT SHALL NOT BE DISCLOSED, IN WHOLE OR PART, TO ANY UNAUTHORIZED PERSON OR ENTITY NOR REPRODUCED, TRANSFERRED OR INCORPORATED IN ANY OTHER PROJECT IN ANY MANNER WITHOUT THE EXPRESS WRITTEN CONSENT OF SAMTEC, INC.

DO NOT SCALE DRAWING

SHEET SCALE: 1:0.666667



520 PARK EAST BLVD, NEW ALBANY, IN 47150  
PHONE: 812-944-6733 FAX: 812-948-5047  
e-Mail: info@SAMTEC.com code: 55322

DESCRIPTION:  
50 OHM, MCX STRAIGHT CABLE PLUG, RG178

DWG. NO. **MCX-P-C-XX-ST-CA2**

BY: R MUSSER 02/06/2008 SHEET 2 OF 2