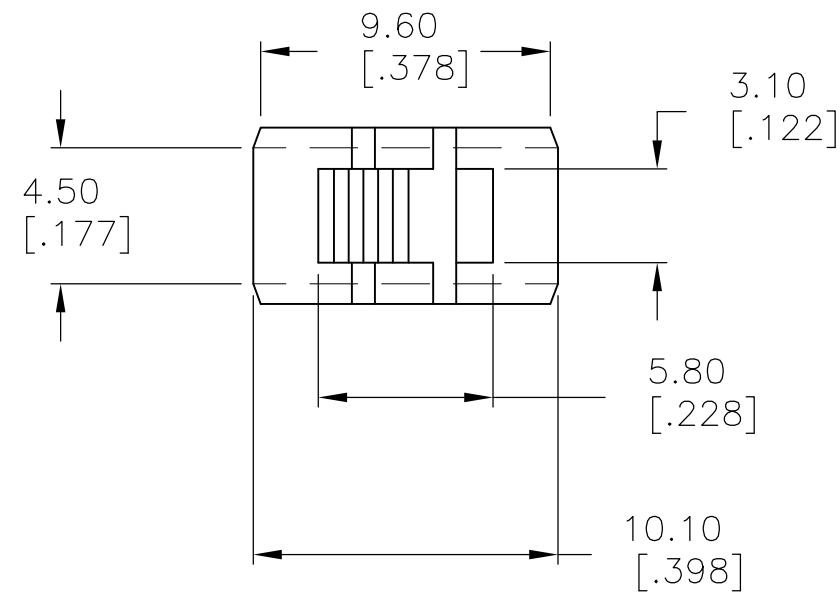


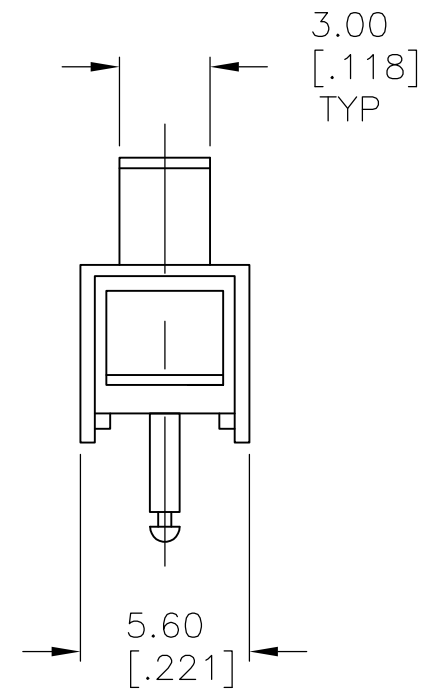
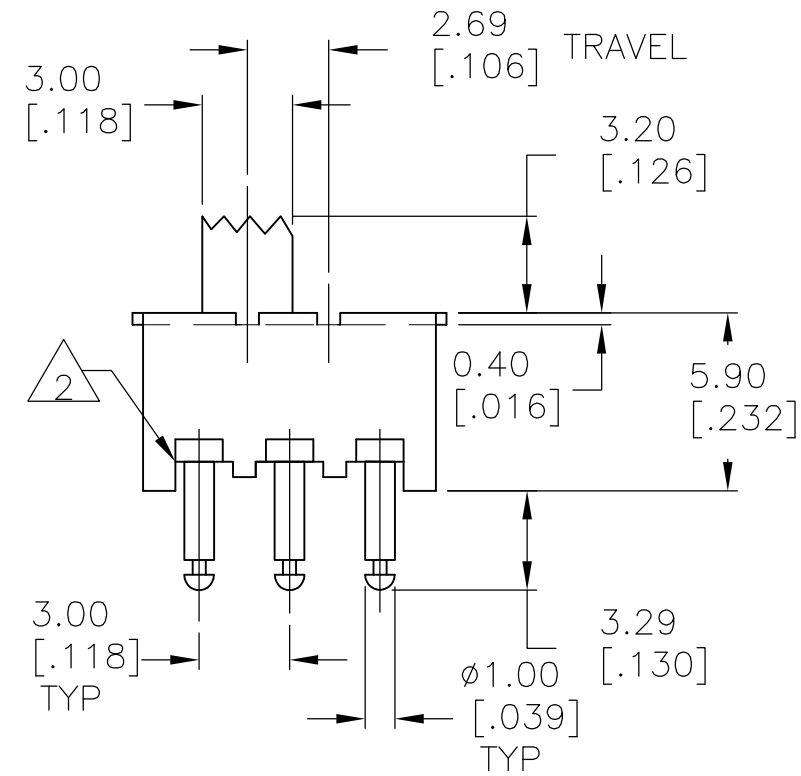
THIS DRAWING IS UNPUBLISHED. RELEASED FOR PUBLICATION
 © COPYRIGHT BY TYCO ELECTRONICS CORPORATION. ALL RIGHTS RESERVED.

LOC		DIST		REVISIONS			
P	LTR	DESCRIPTION	DATE	DWN	APVD		
B		ECO-07-016003	16OCT07	MB	MS		



SPECIFICATIONS:
 BREAK-BEFORE-MAKE

MATERIALS:
 FRAME-STEEL, ZINC PLATE
 ACTUATOR-PBT G30, BLACK
 FIXED CONTACT/TERMINAL-COPPER ALLOY, SILVER OVER NICKEL PLATE
 MOVING CONTACT-COPPER ALLOY, SILVER OVER NICKEL PLATE
 COIL SPRING-STEEL WIRE
 LEAF SPRING-COPPER ALLOY
 TERMINAL BOARD-PHENOLIC, UL94HB

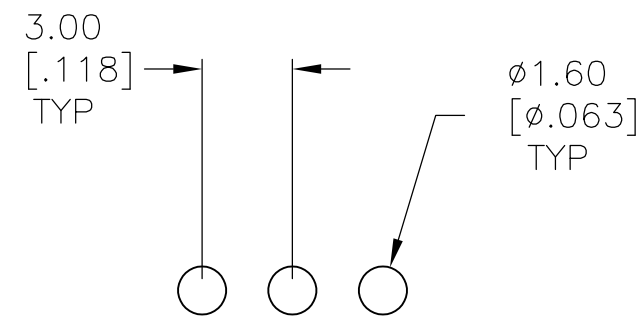
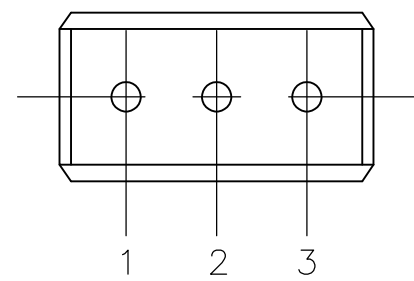


ELECTRICAL:
 CONTACT RATING- 500 MILLIAMPS@125V AC
 CONTACT RESISTANCE- 30 MILLIOHMS MAX (INITIAL), 60 MILLIOHMS AFTER TEST
 INSULATION RESISTANCE- 500 MEGOHMS MIN AT SEA LEVEL
 DIELECTRIC STRENGTH- 500 VAC RMS AT SEA LEVEL
 LIFE EXPECTANCY- 10,000 CYCLES MIN, NO LOAD & 6,000 MIN AT RATED CURRENT

MECHANICAL:
 ACTUATION FORCE- 350±200 GRAMS
 TRAVEL- 2.69[.106]

ENVIRONMENTAL:
 OPERATING TEMPERATURE- -20°C TO +85°C
 STORAGE TEMPERATURE- -40°C TO +100°C
 RESISTANCE TO SOLDER HEAT- 260°C FOR 10 SEC PER 109-202, CONDITION B
 SOLDERABILITY- PER EIA-364-56A, PROCEDURE 3, CONDITION B

1. ALL MATERIALS AND FINISHES SHALL COMPLY WITH EU DIRECTIVE 2002/95/EC OF 27JAN2003 (ROHS).
2. ALL PERFORMANCE SPECIFICATIONS WERE TESTED IN ACCORDANCE WITH JIS-C-5441 UNLESS OTHERWISE STATED.



RECOMMENDED HOLE LAYOUT

1-2	2-3	SLSA120104	1825082-1
LEFT	RIGHT	ALCO PART NUMBER	PART NUMBER
ACTUATOR POSITION			

THIS DRAWING IS A CONTROLLED DOCUMENT.		DWN BS VISWESWARA 02MAR05	Tyco Electronics Corporation Harrisburg, Pa 17105-3608	
DIMENSIONS: mm [INCHES]		CHK MS SARVER	NAME	
TOLERANCES UNLESS OTHERWISE SPECIFIED: 0 PLC ± - 1 PLC ± - 2 PLC ± 0.50[.020] 3 PLC ± - 4 PLC ± - ANGLES ± - FINISH -		APVD -	PRODUCT SPEC -	
MATERIAL -		APVD -	APPLICATION SPEC -	
		WEIGHT -	SIZE A2	CAGE CODE 00779
		DRAWING NO C=1825082		RESTRICTED TO -
		CUSTOMER DRAWING		SCALE 4:1 SHEET 1 OF 1 REV B

1825082

A