

DATE

REVISIONS

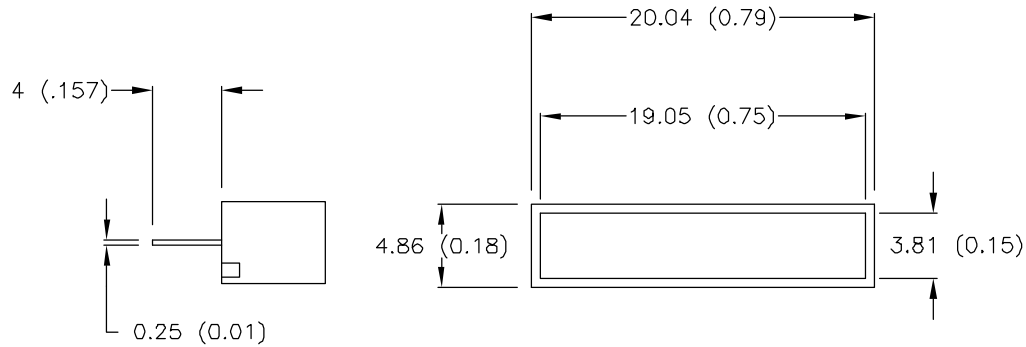
REV

DRAWING NUMBER
SSB-LXB100SRW

REV

ELECTRO-OPTICAL CHARACTERISTICS TA=25 °C I_f=20mA

| PARAMETER | MIN | TYP | MAX | UNITS | TEST COND |
|--------------------|----------------|-----------|-----|----------------|-----------------------|
| PEAK WAVELENGTH | | 660 (RED) | | nm | |
| FORWARD VOLTAGE | | 1.7 | 2.2 | V _f | |
| REVERSE VOLTAGE | 5.0 | | | V _r | I _r =100uA |
| AXIAL INTENSITY | | 80 | | mcd | I _f =20mA |
| VIEWING ANGLE | | 160 | | 2x theta | |
| EMITTED COLOR: | RED | | | | |
| EPOXY LENS FINISH: | WHITE DIFFUSED | | | | |



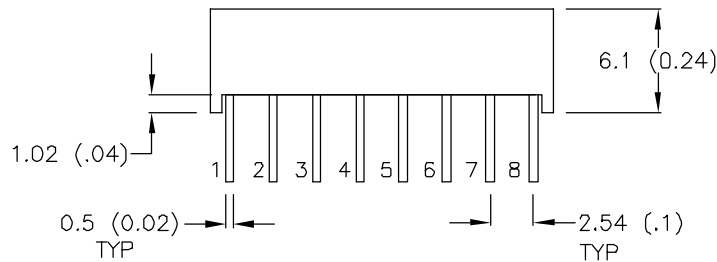
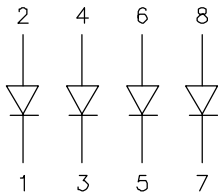
LIMITS OF SAFE OPERATION AT 25 DEG. C

| PARAMETER | MAX | UNITS |
|--------------------------|------------|------------|
| PEAK FORWARD CURRENT * | 150 | mA |
| STEADY CURRENT | 30 | mA |
| POWER DISSIPATION | 100 | mW |
| DERATE FROM 38 °C | -0.5 | mA/ °C |
| OPERATING, STORAGE TEMP. | -20 TO +85 | °C |
| LEAD SOLDERING TEMP. | +230 | °C |
| 1.6mm FROM BODY | | 5 SEC. MAX |

* t<10uS

RELIABILITY NOTE:

OUR MANY YEARS OF EXPERIENCE DATA ACCUMULATION INDICATE THAT SOLDER HEAT IS A MAJOR CAUSE OF EARLY AND FUTURE FAILURE. PLEASE PAY ATTENTION TO YOUR SOLDERING PROCESS.



UNIT: mm (INCHES)
TOLERANCE: +/-0.25 (+/-0.01) UNLESS OTHERWISE SPECIFIED

LUMEX
OPTO COMPONENTS INC.

292 E. HELLEN ROAD
PALATINE, ILLINOIS 60067
(708) 359-2790

DATE: 4-8-93

DWN:

CHK'D:

APPD:

SCALE: DO NOT SCALE DWG

19.05mm X 3.81mm LIGHT BAR, WHITE DIFFUSED

PAGE 1 OF 1

DRAWING NUMBER
SSB-LXB100SRW

REV

BXB100AB