

6

5

4

3

2

1

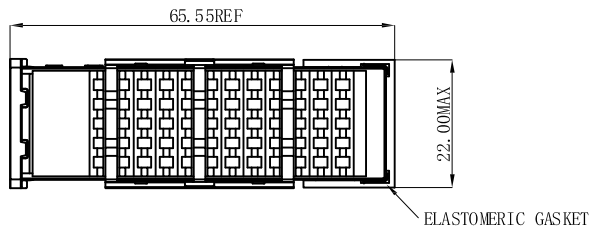
APPROVED: _____

DATE: _____ TITLE: _____

Rev	AWO #	Description	Date	Appr
-		RELEASED	5/28/21	

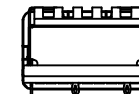
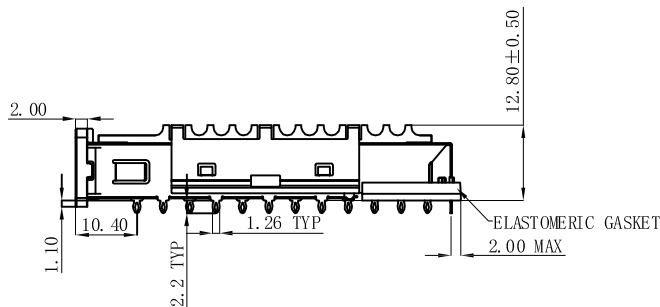
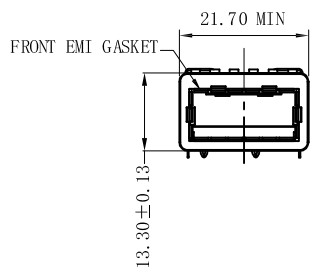
D

D



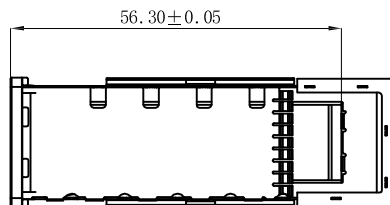
C

C



B

B



SPECIFICATIONS:

- Material:
- Cage: Copper Alloy
- Electrometric Gasket: Conductive Rubber
- Cage Rear EMI Gasket: Conductive Foam
- Front Flange: Zinc Alloy, Tin over Nickel and Copper flash
- Front EMI Gasket: Copper Alloy, Matte Tin over Nickel underplate overall
- Heat Sink Clip: Copper Alloy
- Heat Sink: Aluminum, Anodic Oxidation
- Temperature Rating:
- Operating temperature: -40°C to +85°C
- Environmental:
- Lead free, RoHS compliant



UNLESS OTHERWISE SPECIFIED ALL DIMENSIONS ARE MILLIMETERS. TOLERANCES: EXCEPT AS NOTED

mm	Angles
.X ± .25	± 2°
.XX ± .13	
.XXX ± .10	



909 Rahway Avenue,
Union, NJ 07083
Phone: 908-687-5000
Fax: 908-687-5710

DRAWN	WX	5/28/21
CHECKED	RC	5/28/21
APPROVED		
THIS DRAWING CONTAINS INFORMATION THAT IS PROPRIETARY AND SHOULD NOT BE USED WITHOUT PRIOR WRITTEN PERMISSION FROM ADAM TECH		

TITLE		REV.	
10 GIGABIT SMALL FORM FACTOR CAGE, 1PORT DIP TYPE, EMI CLIP W/ GASKET, W/ HEAT SINK		-	
SIZE	PART NO.	REF:	
X	XFC-1-CS4-EMI-HSK	S00005C	SCALE: NTS SHEET 1 OF 2

6

5

4

3

2

1

A

A

6 5 4 3 2 1

APPROVED: _____
DATE: _____ TITLE: _____

Rev	AWO #	Description	Date	Appr
SEE SHT 1 OF 2 FOR REVISION				

CROSS-HATCHED AREA DENOTES COMPONENT AND TRACE KEEP-OUT (EXCEPT CHASSIS GROUND)

THIS AREA DENOTES COMPONENT KEEP-OUT (TRACES ALLOWED)

DETAIL A

DETAIL B

SECTION C-C

BEZEL

HOST BOARD

5.20 MAX EMI GASKET

0.30 ± 0.2

14-∅1.05 ± 0.05

∅0.10 (M) A K L

53.50 MAX

45.90

36.90

27.90

18.90

9.90

0.90

0.00

7.60

9.20

2.70

0.00

8.80

13.60

16.30

41.40

32.40

23.40

14.40

9.20 MIN

6.10 MAX

5.40

3.60

6.50 MAX

9.20 MIN

22.15 MIN

16.30

16.00 MAX

13.60

15.30

14 × 0.80

14 × 0.80

14.90

2-∅1.55 ± 0.05

∅0.10 (L) A X K (L)

4.10

4.10

1

30

15

16

2.00 ± 0.05

∅0.06 (L) K (S) I (S)

30 × 0.50 ± 0.03

∅0.06 (S) K (S) I (S)

19.50 ± 0.10

R0.5 MAX TYP

9.70 ± 0.20

23.50 ± 0.10

C

C

UNLESS OTHERWISE SPECIFIED ALL DIMENSIONS ARE MILLIMETERS. TOLERANCES: EXCEPT AS NOTED

mm	Angles
.X ± .25	± 2°
.XX ± .13	
.XXX ± .10	

DRAWN	WX	5/28/21
CHECKED	RC	5/28/21
APPROVED		

THIS DRAWING CONTAINS INFORMATION THAT IS PROPRIETARY AND SHOULD NOT BE USED WITHOUT PRIOR WRITTEN PERMISSION FROM ADAM TECH

ADAM TECH

909 Rahway Avenue,
Union, NJ 07083
Phone: 908-687-5000
Fax: 908-687-5710

TITLE	10 GIGABIT SMALL FORM FACTOR CAGE, 1PORT DIP TYPE, EMI CLIP W/ GASKET, W/ HEAT SINK	
SIZE	PART NO.	REV.
X	XFC-1-CS4-EMI-HSK	-
REF: S00005C	SCALE: NTS	SHEET 2 OF 2

6 5 4 3 2 1