

NOTES:

- MATERIALS AND FINISHES:  
 BODIES, COUPLING NUT, WASHERS, CAP & NUT - BRASS, NICKEL PLATING (0.000100/0.000250) THICK  
 CLAMP NUTS - BRASS, SILVER PLATING  
 CONTACT & OUTER CONTACT- BRASS, GOLD PLATING (0.00005/0.0001 THICK) OVER NICKEL  
 CONTACTS - BeCu, GOLD PLATING (0.00005/0.0001 THICK) OVER NICKEL  
 GASKETS - SILICONE RUBBER, RED  
 INSULATORS - PTFE, NATURAL  
 SPRING - BeCu, NICKEL PLATING (0.000100/0.000250) THICK  
 FERRULE - COPPER, NICKEL PLATING (0.000100/0.000250) THICK  
 SHRINK TUBE - POLYOLEFIN, WHITE

- ELECTRICAL:  
 A. IMPEDANCE: NON-CONSTANT CAN BE USED WITH 50, 75 AND 93 OHM TRIAXIAL CABLES  
 B. FREQUENCY RANGE: DC - 500 MHZ

- ENVIRONMENTAL:  
 A. TEMPERATURE RANGE: -65°C TO +165°C

4. FOR ASSEMBLY AND STRIPPING INSTRUCTIONS SEE 9-9950-433

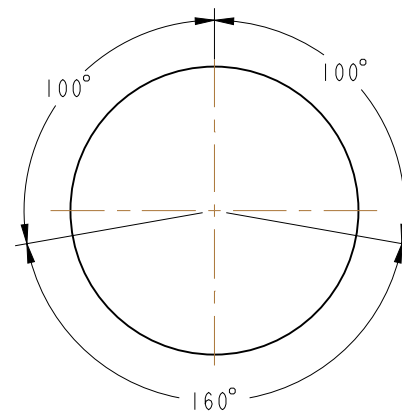
5. FERRULE TO BE CRIMPED WITH A 0.178 [4.52] HEX DIE CONTACT TO BE SOLDERED.

6. SHOWS CABLE ENTRY DIMENSIONS

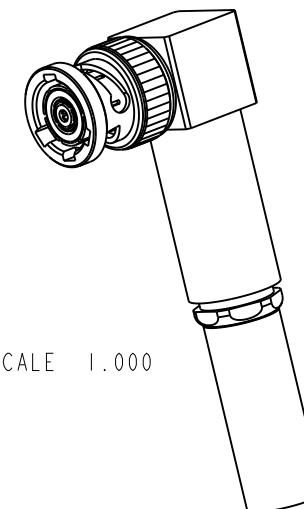
THIRD ANGLE PROJ.

REVISIONS

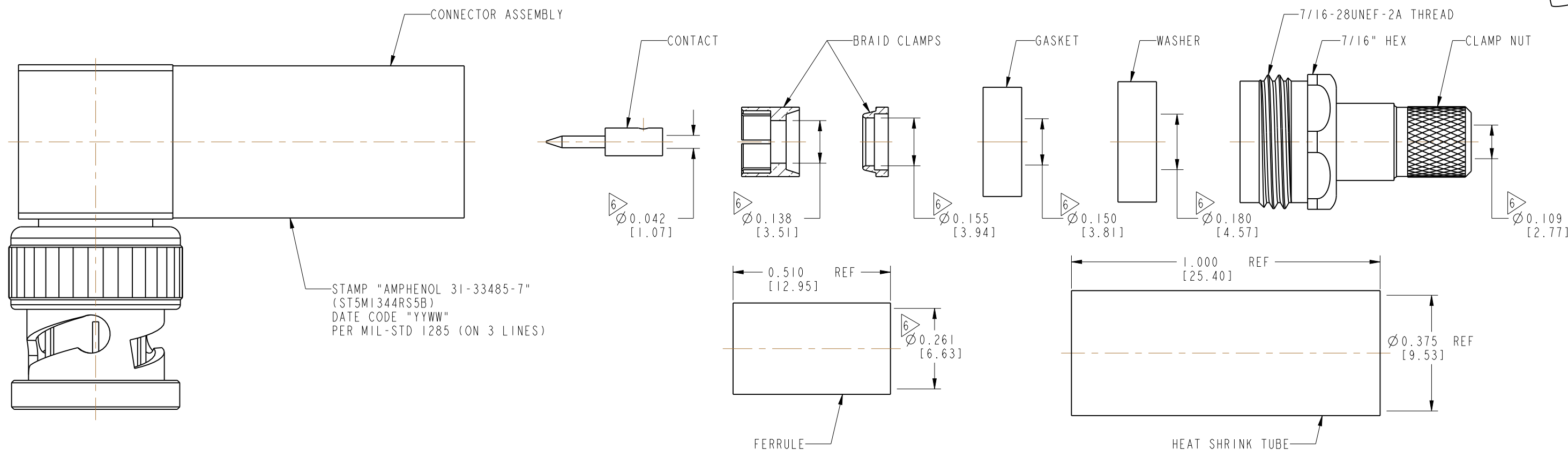
REV	DESCRIPTION	DATE	ECO	APPR
--	RELEASE TO MFG.	--	--	--
Y	REDRAWN IN PRO-E; ADDED PARENTHESIS TO STAMP	13-Sep-11	48728	MJS
AA	UPDATED FORMAT & ADDED DUAL DIMENSIONS	13-Mar-17	3202	AG



POLARITY



SCALE 1.000



**CUSTOMER OUTLINE DRAWING**

ALL OTHER SHEETS ARE FOR INTERNAL USE ONLY

UNLESS OTHERWISE SPECIFIED, DIMENSIONS ARE IN INCHES AND TOLERANCES ARE: 2 PLACE DECIMAL 3 PLACE DECIMAL ANGLES ±.015 (0.381 mm) ±.005 (0.127 mm) ± 1°	MATERIAL	DRAWN	DATE	TITLE BNC R/A TRIAX PLUG FOR BOEING ST5MI323		Amphenol RF www.amphenolrf.com	
	SEE NOTES	M. SANCA	13-Sep-11				
NOTICE - These drawings, specifications, or other data (1) are, and remain the property of Amphenol corp. (2) must be returned upon request; and (3) are confidential and not to be disclosed to any person other than those to whom they are given by Amphenol Corp. the furnishing of these drawings, specifications, or other data by Amphenol Corp., or to any other person to anyone for any purpose is not to be regarded by implication or otherwise in any manner licensing, granting rights to permitting such holder or any other person to manufacture, use or sell any product, process or design, patented or otherwise, that may in any way be related to or disclosed by said drawings, specifications, or other data.	REFERENCE	ENGINEER	DATE	SCALE: 3.0:1.0 SHEET 2 OF 2		DRAWING NO. 31-33485-7 ITEM NO. 31-33485-7	
	McDONNELL-DOUGLAS SPEC. ST5MI344RS5B	K. CAPOZZI	13-Sep-11				
	CONFIGURATION LEVEL: In Work	APPROVED	DATE		DWG SIZE B REV AA		PART NO. 31-33485-7
FINISH	K. CAPOZZI	13-Mar-17					