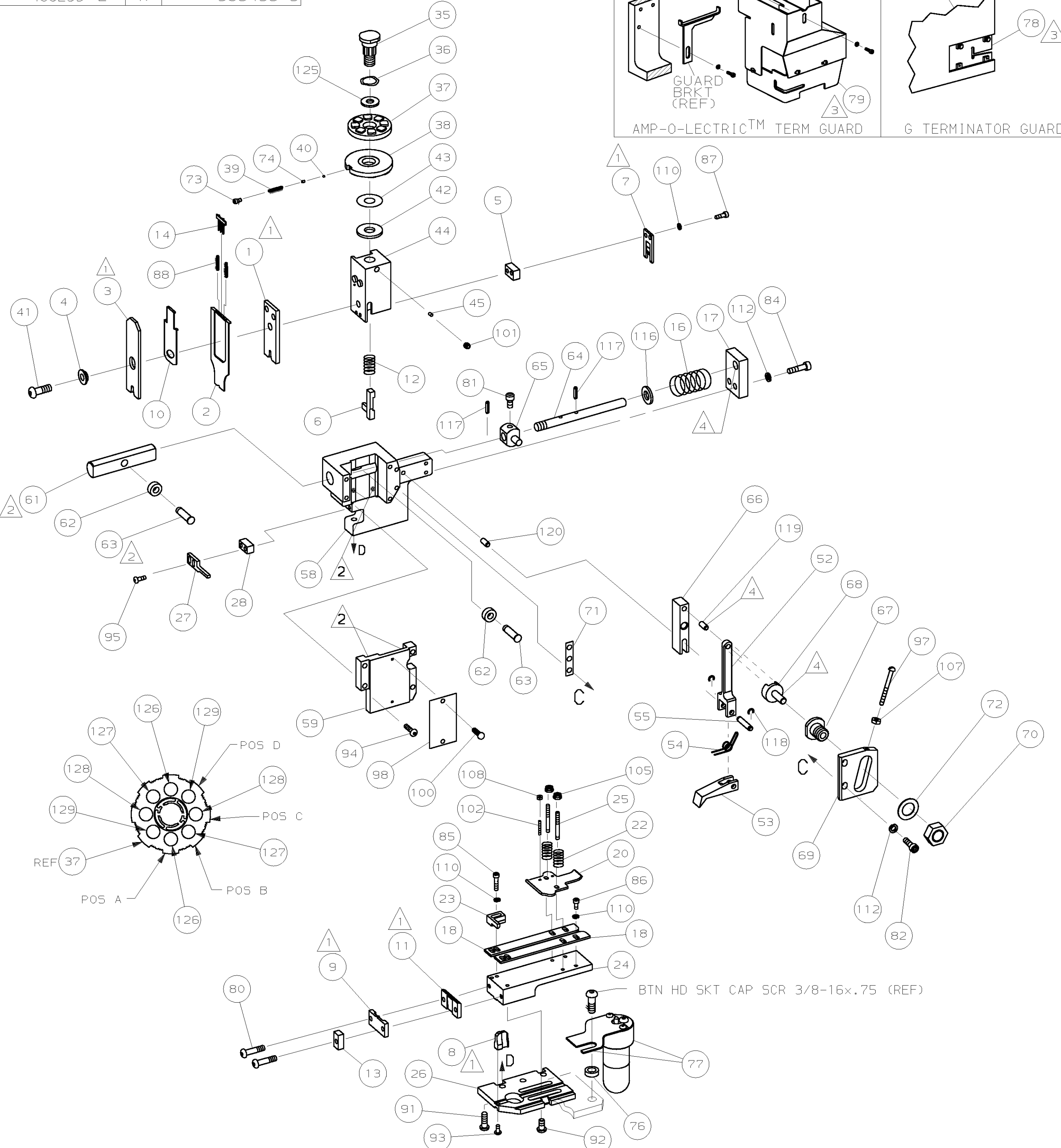
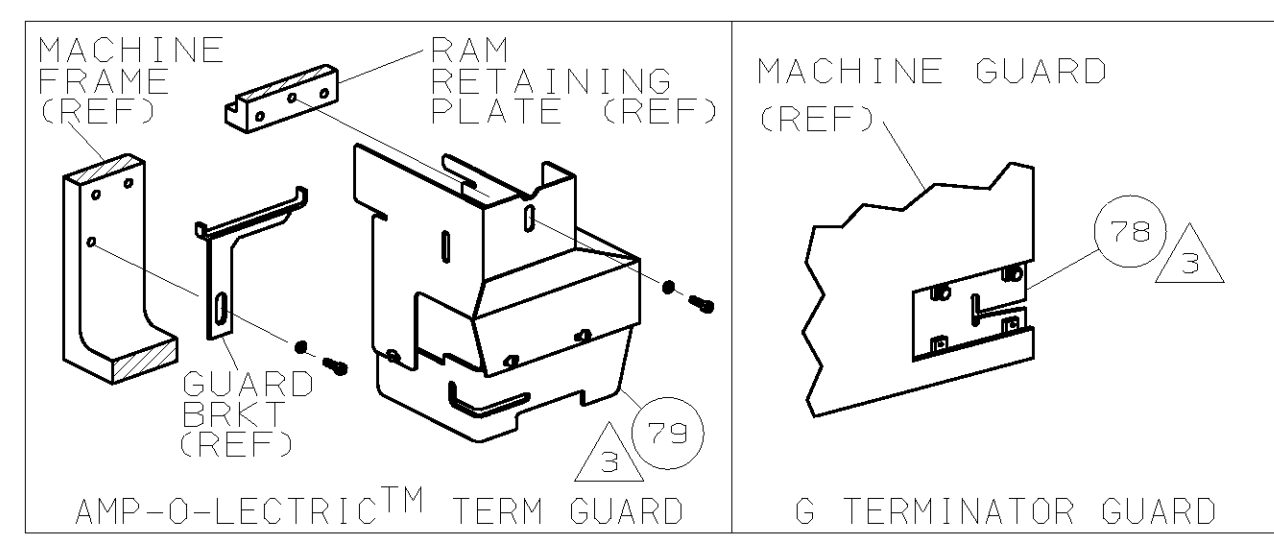


PART NUMBER	REV	FIRST USED
466293-1	B	122500-1
466293-2	K	565435-5

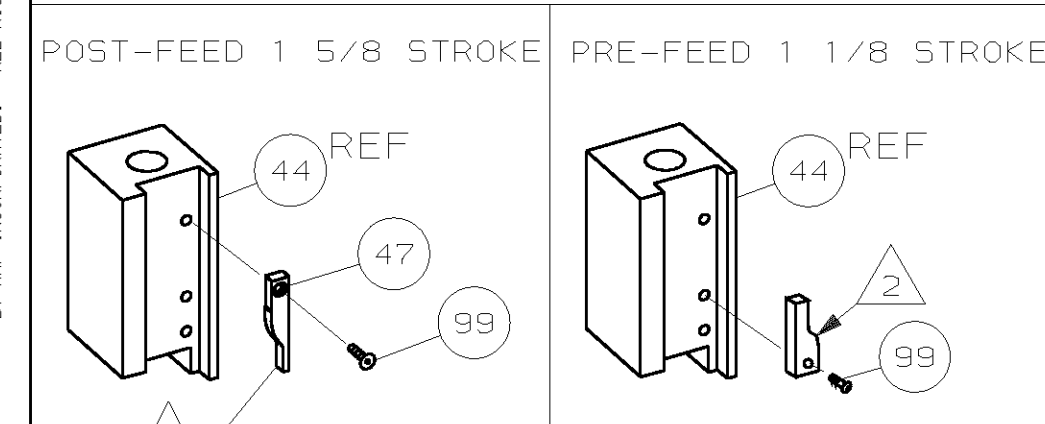
OBS



TERMINAL NAME: TERMINAL, AMP-EDGE						
61389 CRIMP DATA (AMP TERMINAL)						
PAD LTR	CRIMP HEIGHT		WIRE SIZE			
A	.035 ±.002 [0.89 ±0.05mm]		24			
B	.034 ±.002 [0.86 ±0.05mm]		26			
C	.032 ±.002 [0.81 ±0.05mm]		28 or 30			
D	.031 ±.002 [0.79 ±0.05mm]		32			
CRIMP	SIZE	TYPE	RANGE			
WIRE	.062 [1.57mm]	F	32-24			
INSUL	.062 [1.57mm]	0	.020-.050			
WIRE STRIP LENGTH	TERM APPL	SPEC	FEED	APPL INSTRUCTION	SET UP GAGE	LAYOUT
.125-.156	NONE		.542	408-8039	458638-1	783

QTY	REF	REV	U/M	DWG SIZE	PART NO	DESCRIPTION	ITEM NO
2	2	-	C		6-354779-0	PIN, WIRE DISC (.3290)D	129
2	2	-	C		5-354779-8	PIN, WIRE DISC (.3280)C	128
2	2	-	C		5-354779-4	PIN, WIRE DISC (.3260)B	127
2	2	-	C		5-354779-2	PIN, WIRE DISC (.3250)A	126
1	-	-	A		986950-1	WASHER, FLAT PRECISION	125
1	-	-	A		217238-1	GENERAL INSTRUCTION PACKAGE	124
1	-	-	-		4088039	EF APPL INST 408-8039	123
							122
							121
REF	REF	-	A		1-21030-7	PIN, DOWEL (Ø.187x1.50)H5G	120
REF	REF	-	A		1-21030-1	PIN, DOWEL (Ø.187x.50) LEVER	119
REF	REF	-	A		21045-3	RING, RET "C" (Ø.187)FD PIN	118
REF	REF	-	A		5-21028-1	PIN, STD SPRING (Ø.12)FD ADJ ROD	117
REF	REF	-	A		21899-4	WASHER, FLAT (Ø5/16) SCR ADJ	116
							115
							114
							113
REF	REF	-	A		21024-5	WASHER, LOCK (NO.10)FD ROD GDE	112
7	7	-	A		21024-4	WASHER, LOCK (NO.8) SHEAR BL	110
							109
2	2	-	A		21018-4	NUT, HEX (4-40) DRAG	108
REF	REF	-	A		21018-5	NUT, HEX (6-32)FD ADJ PL	107
							106
2	2	-	A		21022-2	NUT, HEX 5L (8-32)DRAG STUD	105
							104
							103
2	2	-	A		2-21006-6	SCR, SKT SET (4-40x.62)DRAG	102
1	-	-	A		21009-2	SCR, SKT SET (1/4-20x.25)RAM	101
2	2	-	A		21017-2	SCR, DRIVE (#2x.19) ID PLATE	100
1	-	-	A		1-21002-7	SCR, BHC (6-32x.38) CAM	99
1	-	-	B		461264-1	PLATE, IDENTIFICATION	98
REF	REF	-	A		6-23715-5	SCR, PAN HD (6-32x1.50)FEED ADJ	97
							96
2	2	-	A		2-21002-2	SCR, BHC (8-32x.50)STRIPPER	95
REF	REF	-	A		2-21002-9	SCR, BHC (10-32x.75)H5G CAP	94
1	-	-	A		22733-8	SCR, BHC (8-32x.38 LW) ANVIL	93
4	4	-	A		3-21002-3	SCR, BHC (1/4-20x.50)ST 6D PL	92
REF	REF	-	A		2-22733-8	SCR, BHC (1/4-20x.62)BASE PL	91
							90
							89
2	-	-	A		1-23147-4	SPRING, COMPRESSION	88
2	2	-	A		2-21000-8	SCR, 5HC (8-32x.50)SLUG BLADE	87
3	3	-	A		2-21000-6	SCR, 5HC (8-32x.38)STP GUIDE	86
2	2	-	A		2-21000-8	SCR, 5HC (8-32x.50)R STP GUIDE	85
REF	REF	-	A		3-21000-7	SCR, 5HC (10-32x.75)FEED ROD GDE	84
							83
REF	REF	-	A		3-21000-6	SCR, 5HC (10-32x.62)FEED ADJ PL	82
REF	REF	-	A		3-21000-4	SCR, 5HC (10-32x.38)PIVOT BLOCK	81
2	2	-	A		3-21002-0	SCR, BHC (10-32x.88)SHEAR PL	80
REF	-	-	A		455745-1	GUARD, WINDOW	79
-	REF	-	A		679532-1	INSERT, GUARD	78
1	-	-	C		465184-9	LUBRICATOR ASSY	77
1	-	-	A		454406-1	SPACER, LUB BRACKET	76
REF	REF	-	A		461182-1	SPR, WIRE DEP (FOR REP ONLY)	75
1	-	-	A		690603-1	SPRING, ASSIST	74
1	-	-	A		23030-1	SCR, SKT CAP (6-32x.25)CP DSC	73
REF	REF	-	A		458109-1	WASHER, FLAT (SPECIAL)	72
REF	REF	-	A		690517-1	SPACER	71

QTY	REF	REV	U/M	DWG SIZE	PART NO	DESCRIPTION	ITEM NO
							60
							59
							58
							57
							56
							55
							54
							53
							52
							51
							50
							49
1	-	-	B		690602-5	CAM, PRE FEED 1 1/8 ST	48
-	-	-	B		690501-4	CAM, POST-FEED 1 5/8 ST	47
							46
1	-	-	A		690191-1	PLUG, NYLON	45
1	-	-	C		455674-2	RAM	44
1	-	-	A		690125-1	WASHER, LAMINATED	43
1	-	-	A		690124-1	WASHER, RAM	42
1	-	-	A		7-21002-9	BOLT, CRIMPER (5/16-24x1.00)	41
1	-	-	A		23241-6	BALL, STEEL	40
1	-	-	A		690170-1	SPRING, COMPRESSION	39
1	-	-	C		690142-1	DISC, INSULATION	38
1	-	-	D		354777-1	WIRE DISC, PLASTIC	37
1	-	-	A		22480-5	WASHER, SPRING	36
1	-	-	B		690212-1	POST, RAM	35
							34
							33
1	-	-	D		458980-1	APPLICATOR, BASIC (SUB ASSY)	32
							31
							30
							29
1	-	-	B		2-690451-4	SPACER, STRIPPER	28
1	-	-	A		240639-4	STRIPPER	27
REF	REF	-	C		455676-1	PLATE, BASE	26
2	2	-	A		22354-8	DRAG, STUD	25
1	-	-	B		455678-1	PLATE, STRIP GUIDE	24
1	-	-	C		240825-9	PLATE, STRIP HOLD DOWN	23
2	2	-	A		4-22281-1	SPRING, DRAG	22
							21
1	-	-	A		454177-1	DRAG, STOCK	20
							19
2	2	-	C		454204-6	GUIDE, STRIP (FRONT)	18
REF	REF	-	A		454178-1	GUIDE, FEED ROD	17
REF	REF	-	A		4-22284-9	SPRING, FEED RETURN	16
							15
1	-	-	-		1424350-1	HOLDER, PIN, WIRED	14
1	-	-	C		690481-3	SPACER, HOLD DOWN	13
1	-	-	A		23846-1	SPRING, HOLD DOWN	12
1	-	-	B		240644-1	PLATE, REAR SHEAR	11
1	-	-	-		1490524-1	SPACER, DEPRESSOR	10
1	-	-	B		1-690496-8	PLATE, FRONT SHEAR	9
1	-	-	D		5-238005-6	ANVIL	8
1	-	-	B		2-690474-9	BLADE, SLUG	7
1	-	-	D		4-455892-1	HOLD DOWN, TERMINAL	6
1	-	-	C		3-240641-7	SPACER, SLUG BLADE	5
1	-	-	B		238009-1	SPACER, BLOCK CRIMPER	4
1	-	-	C		4-456135-3	CRIMPER, INSULATION	3
1	-	-	B		1490525-3	SPACER, DEPRESSOR	2
1	-	-	C		2-456403-6	CRIMPER, WIRE	1



- 1 RECOMMENDED SPARE PARTS.
- 2 GREASE LIGHTLY.
- 3 GUARD MUST BE IN PLACE WHEN OPERATING APPLICATOR IN A BENCH MACHINE.
- 4 LUBRICATE DAILY USING NO. 20 MACHINE OIL.
- 5. ITEMS WITH QTY OF REF SPECIFIED (EXCEPT ITEMS 78 AND 79) ARE USED ON ITEM 32.
- 6 ITEM 78 USED WITH G TERMINATOR ONLY.

LOC A
DTST 66

G TERMINATOR BENCH MACHINE & LEADMAKER

K TERMINATOR BENCH MACHINE

DIMENSIONS IN INCHES. DO NOT SCALE PRINT.		MATERIAL		FINISH	
TOLERANCES UNLESS OTHERWISE SPECIFIED:		HT TR		FIN	
2 PLC DEC ±					
3 PLC DEC ±					
4 PLC DEC ±					
ANGLES ±					
SURF TEXTURE: ✓					
REMOVE BURRS, BREAK SHARP EDGES R.015 MAX					
DR M.HERR	09NOV99	APP T.ELBIN	09NOV99	AMP Incorporated Harrisburg, PA 17105-3608	
CHK 09NOV99		REL C.ERISMAN		NAME END FEED HDM APPLICATOR MACHINE REF MINI APPL	
SCALE		DWG NO		SHEET REV	
-		D 466293		1 OF 1 K	