

1969443-7 ✓ ACTIVE

Economy Power 2.5


TE Internal #: 1969443-7

PCB Latches, Locks & Retainers, TPA (Terminal Position Assurance),
7 Position, .098 in [2.5 mm] Centerline, 1 Row, Economy Power 2.5

[View on TE.com >](#)



Connectors > PCB Connectors > PCB Connector Accessories > PCB Connector Hardware > PCB Latches, Locks & Retainers



Connector & Contact Retention Accessory Type: **TPA (Terminal Position Assurance)**

Number of Positions: 7

Centerline (Pitch): 2.5 mm [.098 in]

Number of Rows: 1

Operating Temperature Range: -55 – 105 °C [-67 – 221 °F]

Features

Product Type Features

Connector & Contact Retention Accessory Type	TPA (Terminal Position Assurance)
--	-----------------------------------

Configuration Features

Number of Positions	7
Number of Rows	1

Body Features

Primary Product Material	Nylon GF
Primary Product Color	Black

Housing Features

Centerline (Pitch)	2.5 mm [.098 in]
--------------------	------------------

Dimensions

Product Length	16.9 mm [.665 in]
Product Height	2.51 mm [.099 in]

Usage Conditions

Operating Temperature Range	-55 – 105 °C [-67 – 221 °F]
-----------------------------	-----------------------------



Industry Standards

Glow Wire Rating	Standard Part - Not Glow Wire
------------------	-------------------------------

Packaging Features

Packaging Quantity	800
--------------------	-----

Packaging Method	Bag
------------------	-----

Product Compliance

[For compliance documentation, visit the product page on TE.com>](#)

EU RoHS Directive 2011/65/EU	Compliant
------------------------------	-----------

EU ELV Directive 2000/53/EC	Compliant
-----------------------------	-----------

China RoHS 2 Directive MIIT Order No 32, 2016	No Restricted Materials Above Threshold
---	---

EU REACH Regulation (EC) No. 1907/2006	Current ECHA Candidate List: JUNE 2023 (235) Candidate List Declared Against: JUNE 2023 (235) Does not contain REACH SVHC
--	---

Halogen Content	Not Low Halogen - contains Br or Cl > 900 ppm.
-----------------	--

Solder Process Capability	Not applicable for solder process capability
---------------------------	--


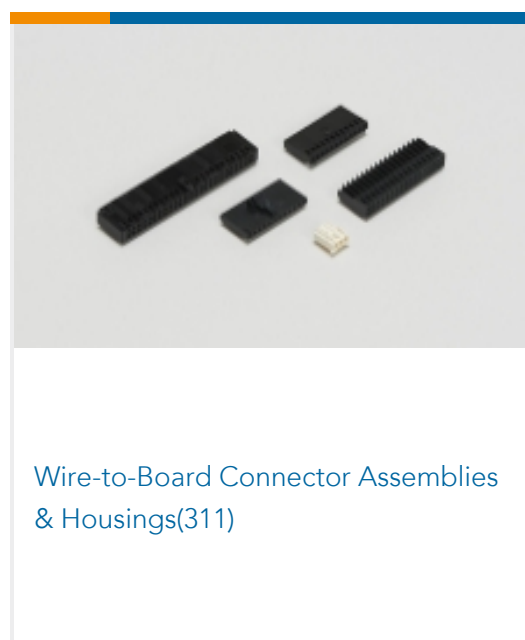
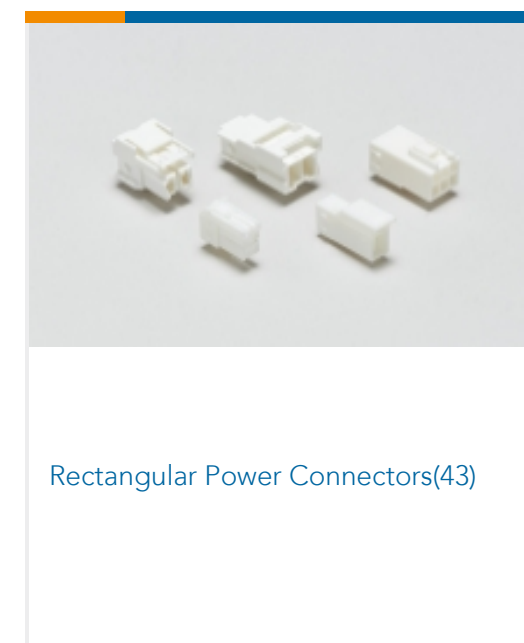
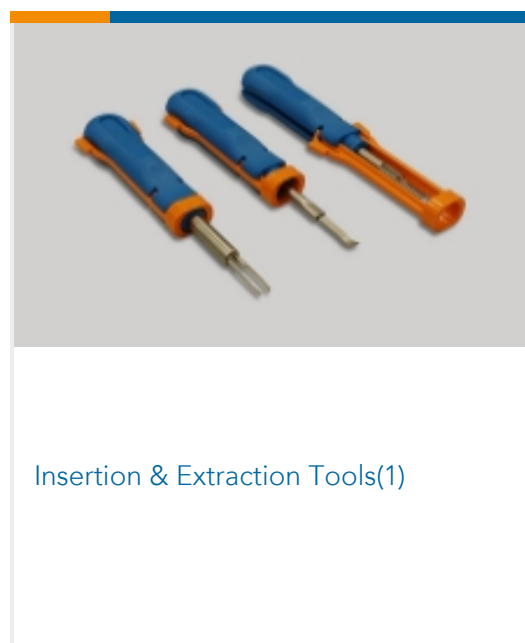
Product Compliance Disclaimer

This information is provided based on reasonable inquiry of our suppliers and represents our current actual knowledge based on the information they provided. This information is subject to change. The part numbers that TE has identified as EU RoHS compliant have a maximum concentration of 0.1% by weight in homogenous materials for lead, hexavalent chromium, mercury, PBB, PBDE, DBP, BBP, DEHP, DIBP, and 0.01% for cadmium, or qualify for an exemption to these limits as defined in the Annexes of Directive 2011/65/EU (RoHS2). Finished electrical and electronic equipment products will be CE marked as required by Directive 2011/65/EU. Components may not be CE marked. Additionally, the part numbers that TE has identified as EU ELV compliant have a maximum concentration of 0.1% by weight in homogenous materials for lead, hexavalent chromium, and mercury, and 0.01% for cadmium, or qualify for an exemption to these limits as defined in the Annexes of Directive 2000/53/EC (ELV). Regarding the REACH Regulation, the information TE provides on SVHC in articles for this part number is based on the latest European Chemicals Agency (ECHA) 'Guidance on requirements for substances in articles' posted at this URL: <https://echa.europa.eu/guidance-documents/guidance-on-reach>

Compatible Parts



Also in the Series | Economy Power 2.5



Customers Also Bought



TE Part #177912-1
POWER D/LOCK CAP HSG 10P NATU.



TE Part #177916-1
AMP POWER DBL LOCK TAB (S)



TE Part #794185-1
02P MINI UMNL2 CAP HSG UL94V0



TE Part #794221-1
MINI UMNL2 SOK 22-18 AWG SN



TE Part #1744423-1
EP 2.5 RCPT CONTACT, 24-20 AWG



TE Part #177921-1
POWER D/LOCK PLATE 5P NATURAL



TE Part #2238007-1
TERMINAL, PIN, LANCELESS, 22-26 AWG, EP2



TE Part #2110989-1
EP 2.5 RCPT CONTACT, 26-22 AWG, EP2



TE Part #1971787-2
PTL RECEPTACLE CONTACT, 2X18 AWG

Documents

CAD Files

3D PDF

3D

Customer View Model

[ENG_CVM_CVM_1969443-7_B.2d_dxf.zip](#)

English

Customer View Model

[ENG_CVM_CVM_1969443-7_B.3d_igs.zip](#)

English

Customer View Model

[ENG_CVM_CVM_1969443-7_B.3d_stp.zip](#)

English

By downloading the CAD file I accept and agree to the [Terms and Conditions](#) of use.

Datasheets & Catalog Pages

[7-1773461-6_EP2.5_Connector_Series](#)

English

Product Specifications



Application Specification

English

Product Environmental Compliance

[MD_1969443-7_032220181251_dmtec](#)

English

[MD_1969443-7_032220181251_dmtec](#)

English

Instruction Sheets

[Instruction Sheet \(U.S.\)](#)

English