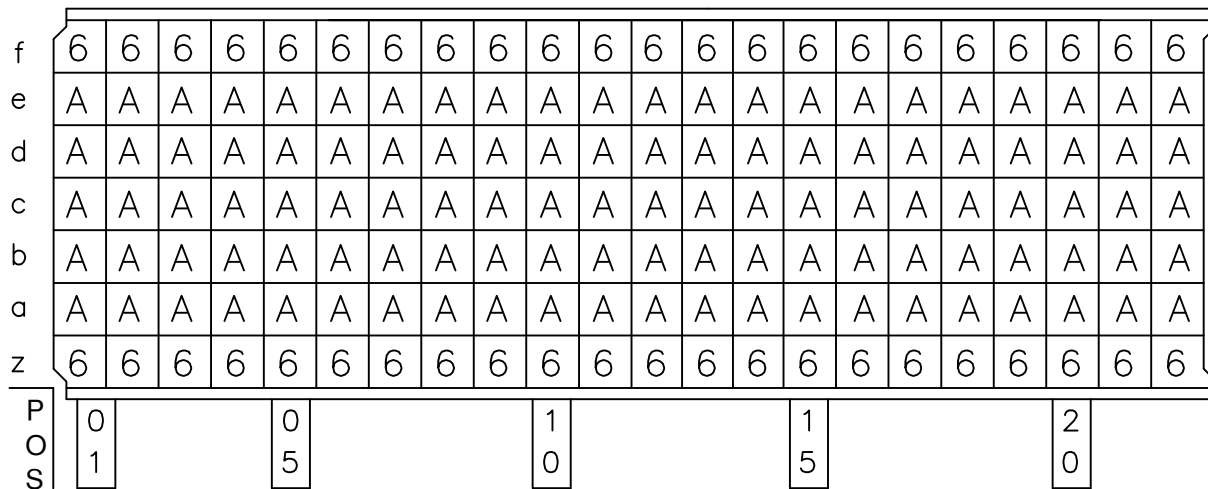
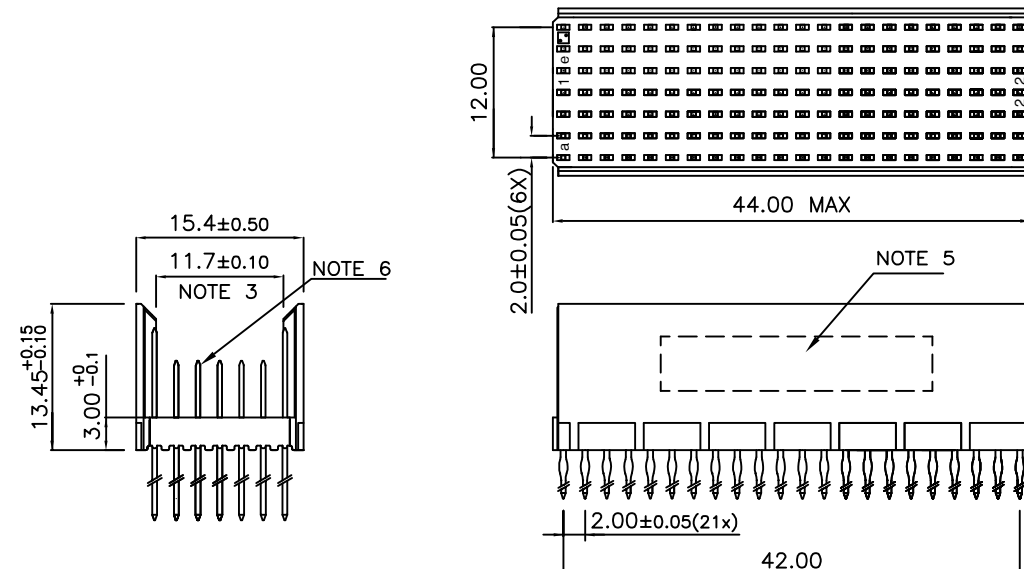


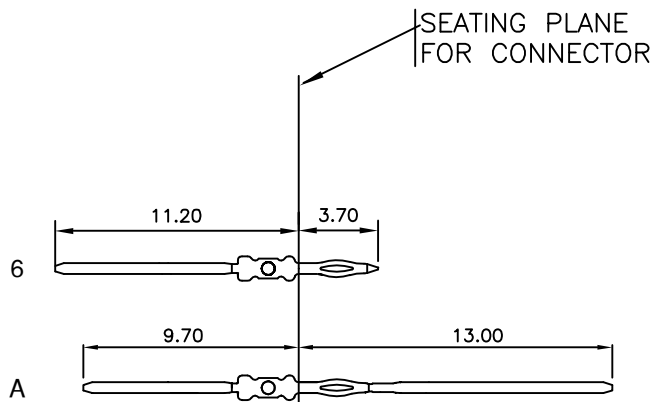
LOADING PATTERN MATING SIDE



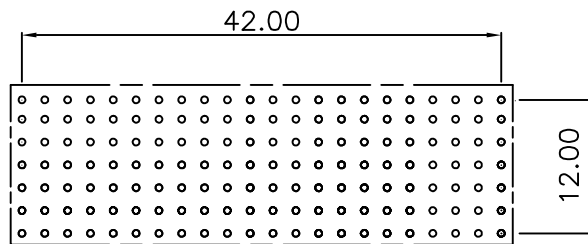
LOADED CONNECTOR ASSEMBLY (FOR EXAMPLE)



CONTACT OVERVIEW



LAY-OUT P.C.B.-HOLE



HM2P70PKE121 LEAD FREE INDICATOR : LF = LEAD FREE (DIGIT 15 & 16)
 PLATING CODE (DIGIT 13 AND 14) (REF DRW NO. BS,C , 201844 , 003)

NOTES

- THIS PRODUCT IS CSA APPROVED.
 - THIS PRODUCT IS UL RECOGNIZED.
 - MEASURED AT THE BOTTOM.
 - MATERIAL CONTACT: PHOSPHORBRONZE
HOUSING: CREAM WHITE GLASS FILLED POLYESTER UL-94V0
 - CONNECTOR PRINTED WITH P/N AND DATE CODE.
 - FOR ACTUAL CONTACT LOADINGS, SEE LOADING PATTERN MATING SIDE.
 - SHAPE OF CONNECTOR HOUSING CAN ALTER DEPENDING ON PRODUCTION LOCATION
 - THE PRODUCT (LF) MEETS EUROPEAN UNION DIRECTIVES AND OTHER COUNTRY REGULATIONS AS DESCRIBED IN GS-22-008
 - FOR RECOMMENDED PTH DIMENSIONS REFER DRAWING : BS, A , 201572 , 001
- CATALOG NO: HM2P70PKE121- ---

mat'l. code SEE NOTE 4				surface ISO 1302 <input checked="" type="checkbox"/> ISO 406 ISO 1101		tolerance ISO 406 ISO 1101		projection 		product family MLLIPACS	
ltr				ecn no		dr		date		title	
A				105-0207		MINI		2005-10-27		MPACS 5+2R STR HDR PF CONN TYPE B 22 POS.	
B				106-0122		MINI		2006-07-20			
				angles		linear		.0±0.2		MM	
				0°±1°				.00±0.1			
				dr		MINI K VANDANATH		2005-10-27		dwg no sheet 1 of 1 size A3	
				enr		BIJU K PAUL		2005-10-27			
				chr		BIJU K PAUL		2006-07-20		type Product Customer Drawing	
				appd		BIJU K PAUL		2006-07-20			
sheet index		revision sheet		B		1					