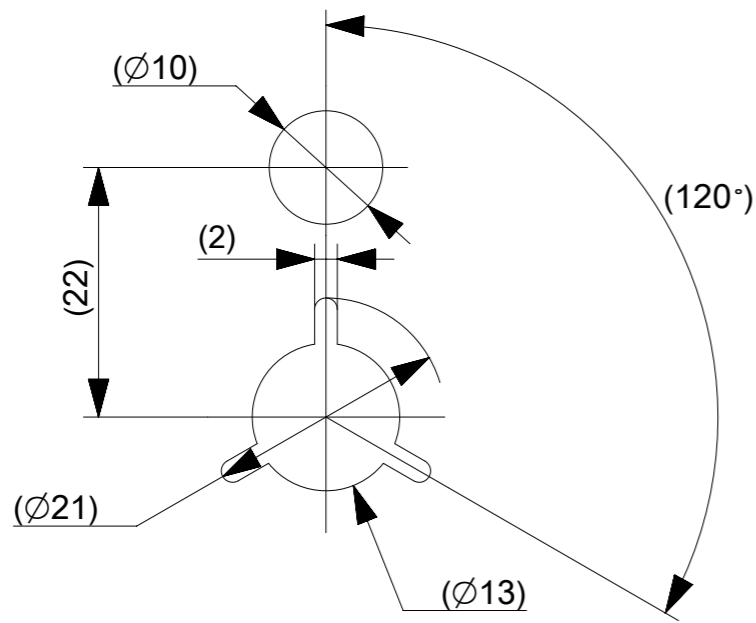
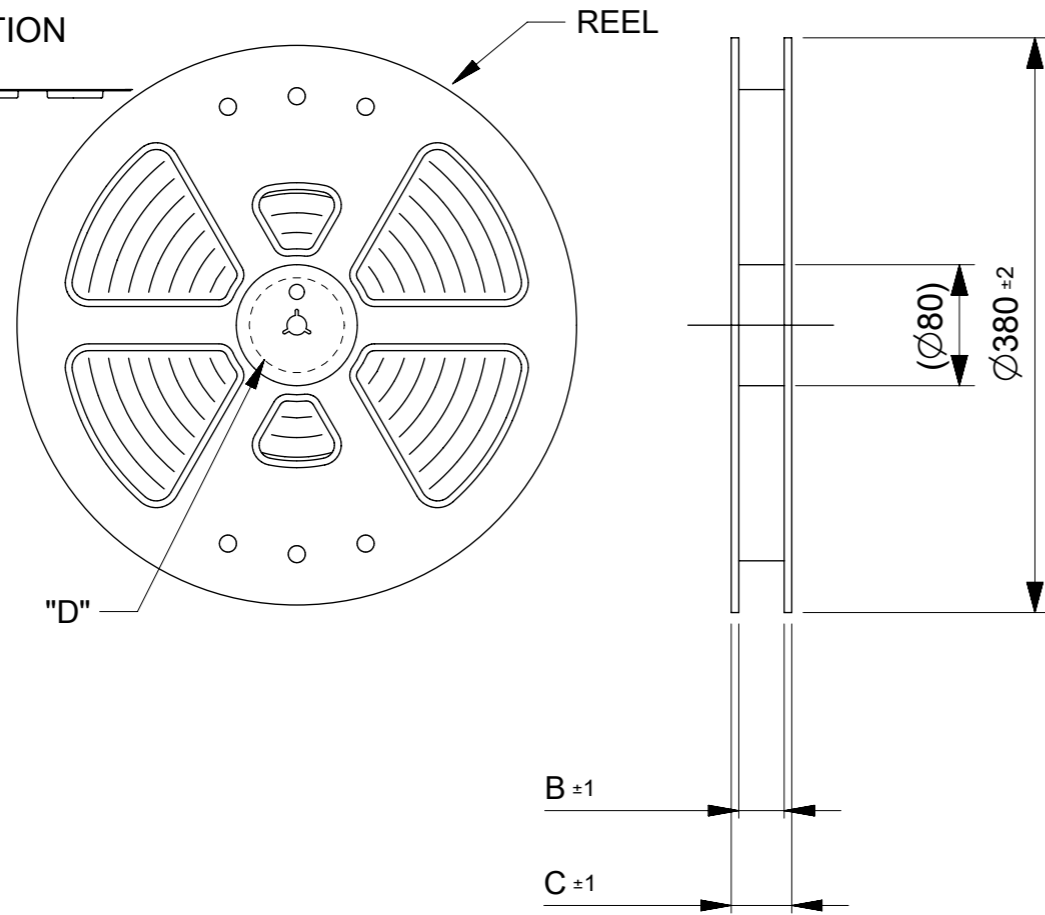


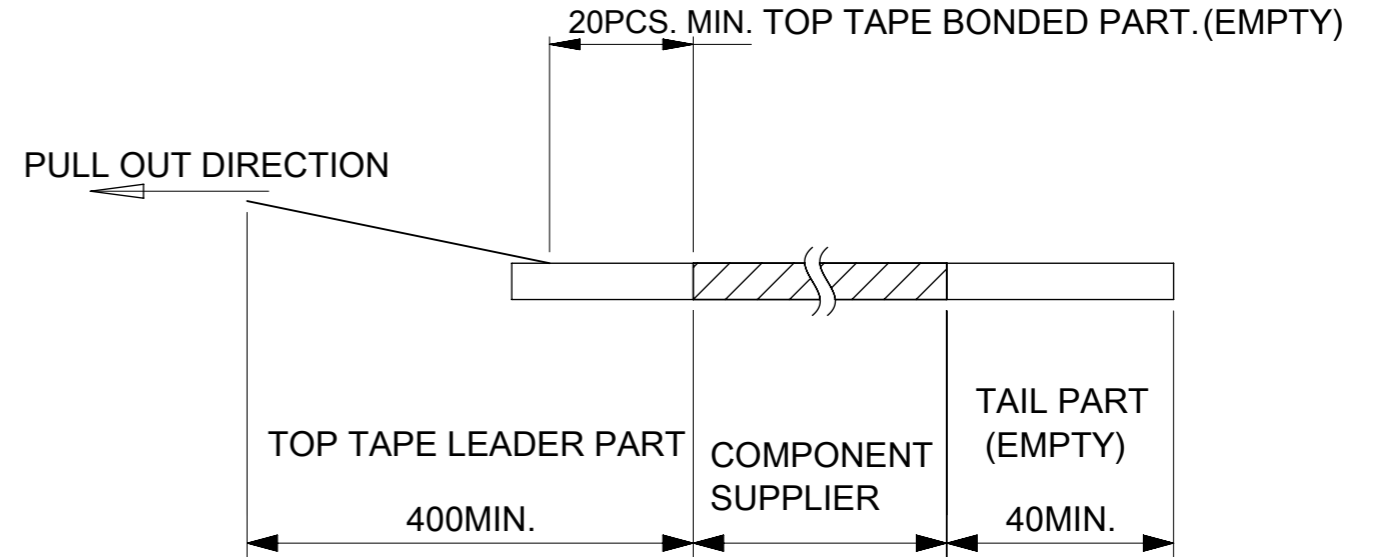
PULL OUT DIRECTION



DETAIL "D"

NOTES

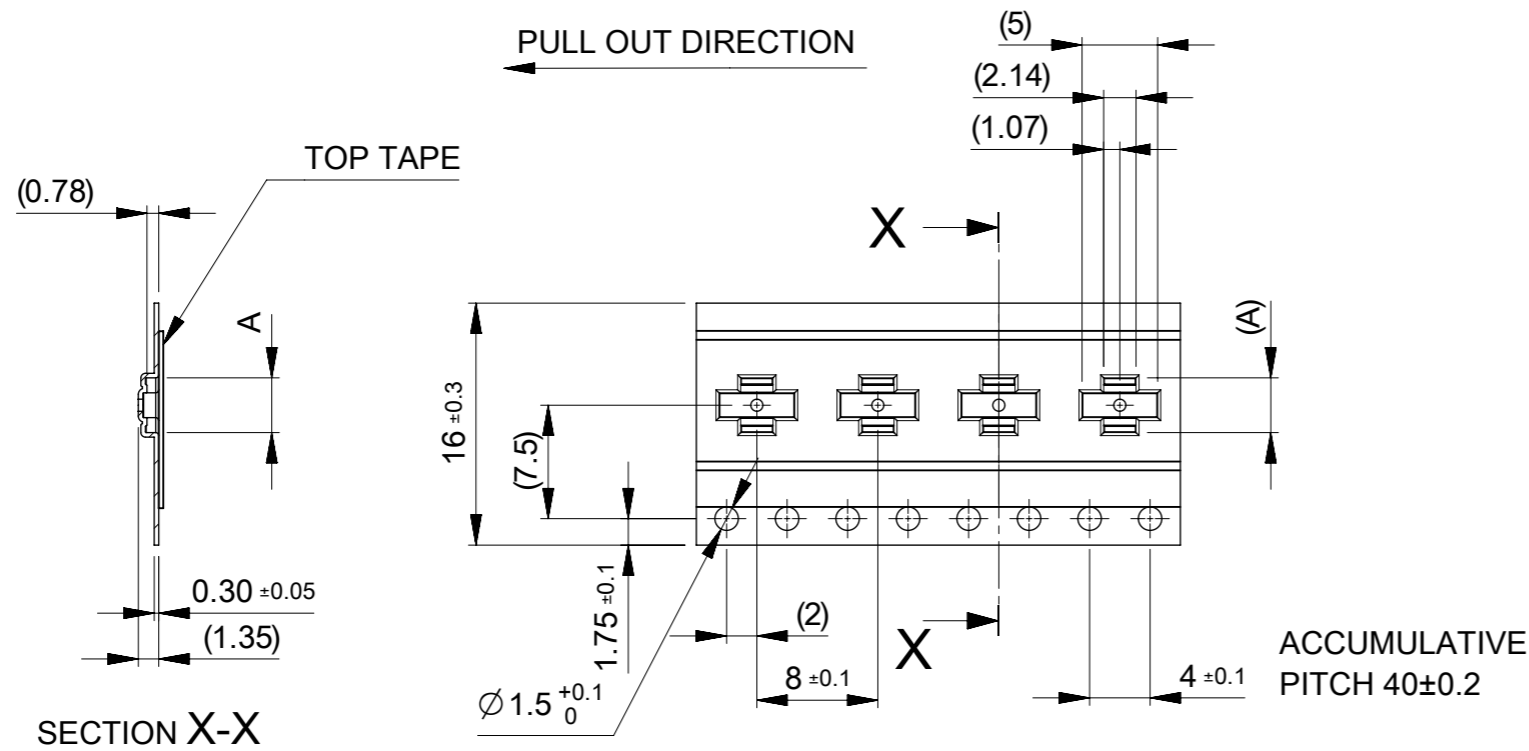
1. RE DETAILED DIMENSION, SEE PRODUCT DRAWING.
2. NUMBER OF CONNECTORS : 8000 PCS/REEL.
3. LEAD TAPE LENGTH.



4. TOP TAPE PEEL FORCE IS DEFINED BY IEC60286-3
5. MATERIAL
 CARRER TAPE :POLYSTYRENE
 TOP TAPE :PET , OTHER
 REEL :POLYSTYRENE(PS)(RECYCLE MATERIAL CONTAINED)

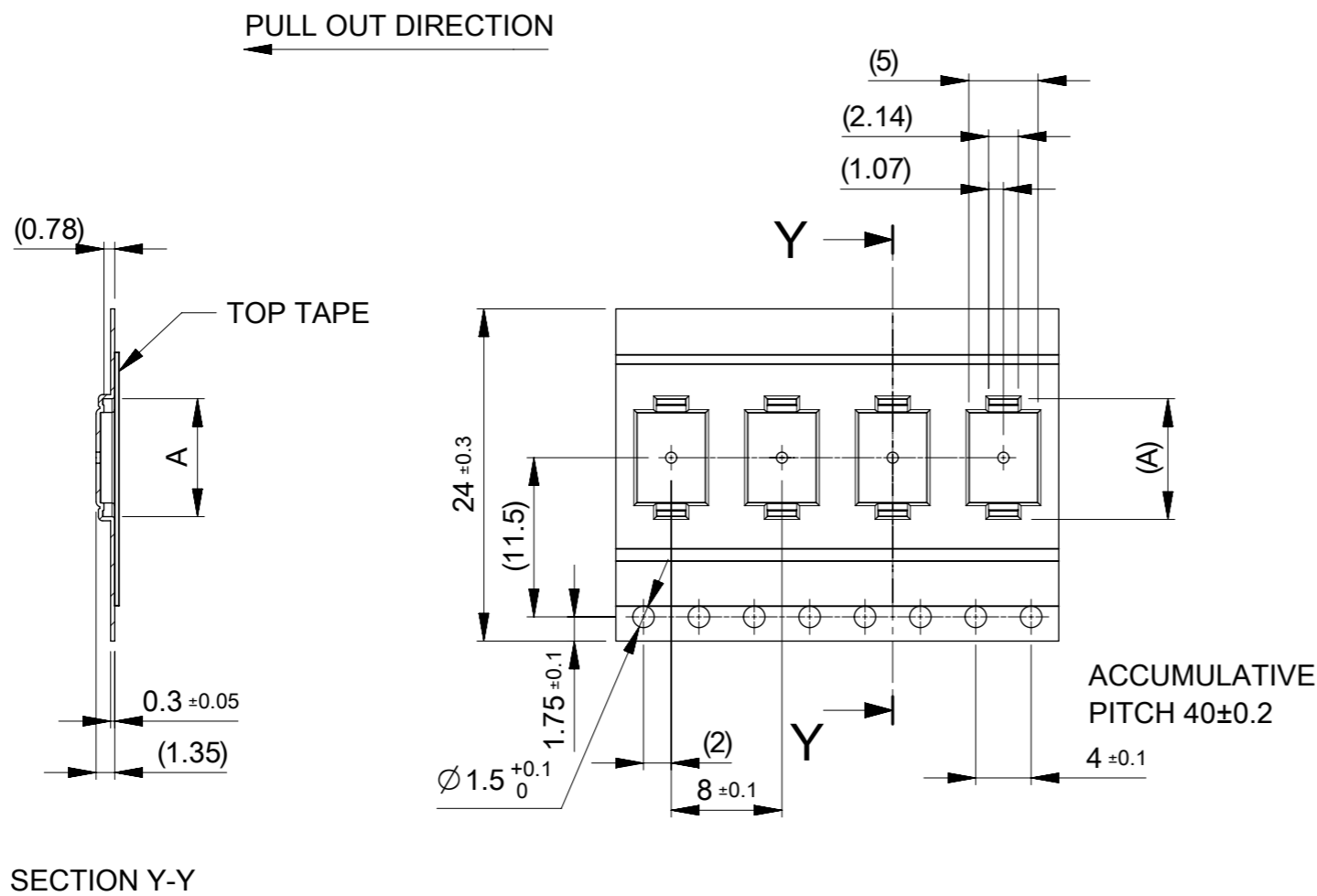
MODEL NO. 505066-**22

THIS DRAWING CONTAINS INFORMATION THAT IS PROPRIETARY TO MOLEX ELECTRONIC TECHNOLOGIES, LLC AND SHOULD NOT BE USED WITHOUT WRITTEN PERMISSION									
DIMENSION UNITS		SCALE		CURRENT REV DESC:				molex	
mm		1:5							
GENERAL TOLERANCES (UNLESS SPECIFIED)				EC NO: 730166				0.35 BB CONN. H=0.6 SSB6 RP REC ASSY	
ANGULAR TOL ± 1.0 °				DRWN: RAJAGN 2022/11/28				PRODUCT CUSTOMER DRAWING	
4 PLACES ± 0.01				CHK'D: YNUKANOBU 2022/11/30				DOCUMENT NUMBER	
3 PLACES ± 0.03				APPR: YNAITO 2022/11/30				5050660000	
2 PLACES ± 0.05				INITIAL REVISION:				DOC TYPE	
1 PLACE ± 0.1				DRWN: TNISHIDA02 2017/03/28				PSD	
0 PLACES ± 0.2				APPR: TKUSUHARA01 2017/04/03				DOC PART	
DRAFT WHERE APPLICABLE MUST REMAIN WITHIN DIMENSIONS				THIRD ANGLE PROJECTION		DRAWING		REVISION	
				A3-SIZE		SERIES		SHEET NUMBER	
				505066		MATERIAL NUMBER		1 OF 3	
				SEE TABLE		CUSTOMER			
				GENERAL					



16	21.4	17.4	7.82	505066-3022	○	---	30
			6.42	505066-2222	○	---	22
			6.07	505066-2022	○	---	20
			5.72	505066-1822	---	---	18
			5.02	505066-1422	○	---	14
			4.67	505066-1222	○	---	12
			4.32	505066-1022	○	---	10
			3.97	505066-0822	○	---	8
			3.62	505066-0622	○	---	6
キャリアテープ幅 CARRIER TAPE WIDTH	C	B	(A)	MATERIAL No.	HIGH VOL. TOOL	LOW VOL. TOOL	CIRCUIT
					SAMPLE PREPARATION		

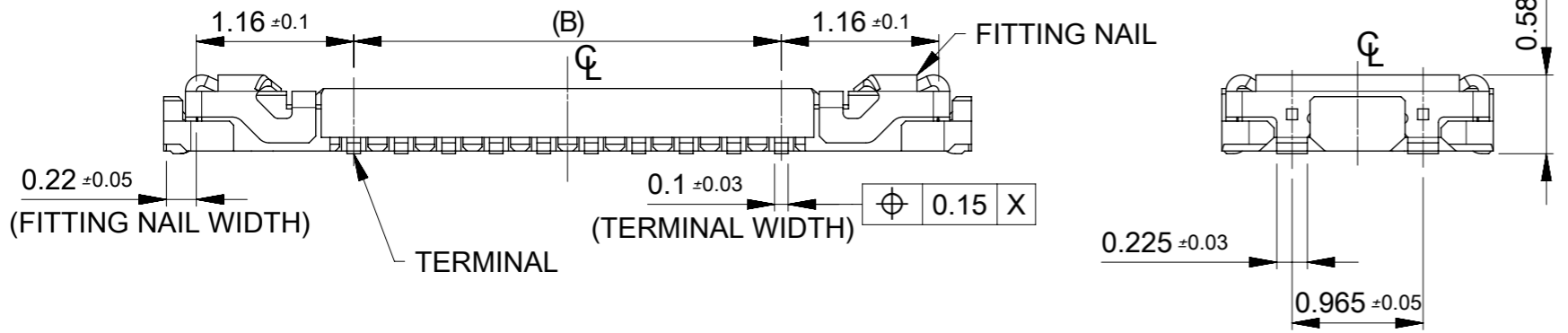
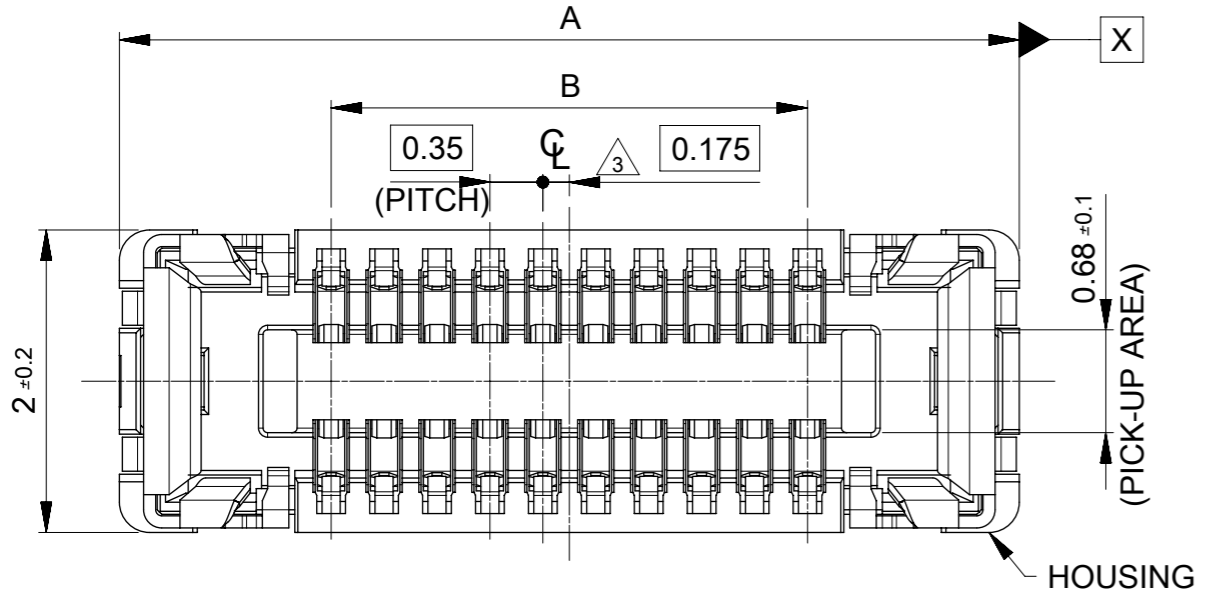
DIMENSION UNITS		SCALE	CURRENT REV DESC:				
mm		2:1					
GENERAL TOLERANCES (UNLESS SPECIFIED)			<p>molex</p> <p>0.35 BB CONN. H=0.6 SSB6 RP REC ASSY</p> <p>PRODUCT CUSTOMER DRAWING</p> <p>DOCUMENT NUMBER: 5050660000 DOC TYPE: PSD DOC PART: 008 REVISION: E</p>				
ANGULAR TOL ± 1.0°							
4 PLACES ± 0.01							
3 PLACES ± 0.03							
2 PLACES ± 0.05							
1 PLACE ± 0.1							
0 PLACES ± 0.2			EC NO: 730166 DRWN: RAJAGN 2022/11/28 CHK'D: YNUKANOBU 2022/11/30 APPR: YNAITO 2022/11/30		INITIAL REVISION: DRWN: TNISHIDA02 2017/03/28 APPR: TKUSUHARA01 2017/04/03		
DRAFT WHERE APPLICABLE MUST REMAIN WITHIN DIMENSIONS		THIRD ANGLE PROJECTION	DRAWING	SERIES	MATERIAL NUMBER	CUSTOMER	SHEET NUMBER
			A3-SIZE	505066	SEE TABLE	GENERAL	2 OF 3



24	29.4	25.4	13.77	505066-6422	---	---	64
			13.07	505066-6022	---	---	60
			12.02	505066-5422	○	---	54
			11.32	505066-5022	○	---	50
			10.99	505066-4822	○	---	48
			10.62	505066-4622	---	---	46
			9.92	505066-4222	○	---	42
			9.57	505066-4022	○	---	40
			8.52	505066-3422	○	---	34
8.17	505066-3222	---	---	32			
キャリアテープ幅 CARRIER TAPE WIDTH	C	B	(A)	MATERIAL No.	HIGH VOL TOOL	LOW VOL TOOL	CIRCUIT
					SAMPLE PREPARATION		

THIS DRAWING CONTAINS INFORMATION THAT IS PROPRIETARY TO MOLEX ELECTRONIC TECHNOLOGIES, LLC AND SHOULD NOT BE USED WITHOUT WRITTEN PERMISSION

DIMENSION UNITS mm	SCALE 2:1	CURRENT REV DESC:		molex			
GENERAL TOLERANCES (UNLESS SPECIFIED)		EC NO: 730166					0.35 BB CONN. H=0.6 SSB6 RP REC ASSY
ANGULAR TOL	± 1.0°	DRWN: RAJAGN		2022/11/28			
4 PLACES	± 0.01	CHK'D: YNUKANOBU		2022/11/30			
3 PLACES	± 0.03	APPR: YNAITO		2022/11/30			
2 PLACES	± 0.05	INITIAL REVISION:		DOCUMENT NUMBER			
1 PLACE	± 0.1	DRWN: TNISHIDA02		5050660000		DOC TYPE	
0 PLACES	± 0.2	APPR: TKUSUHARA01		2017/03/28		DOC PART	
DRAFT WHERE APPLICABLE MUST REMAIN WITHIN DIMENSIONS		THIRD ANGLE PROJECTION	DRAWING	SERIES	MATERIAL NUMBER	CUSTOMER	REVISION
			A3-SIZE	505066	SEE TABLE	GENERAL	E
							SHEET NUMBER
							3 OF 3



NOTES

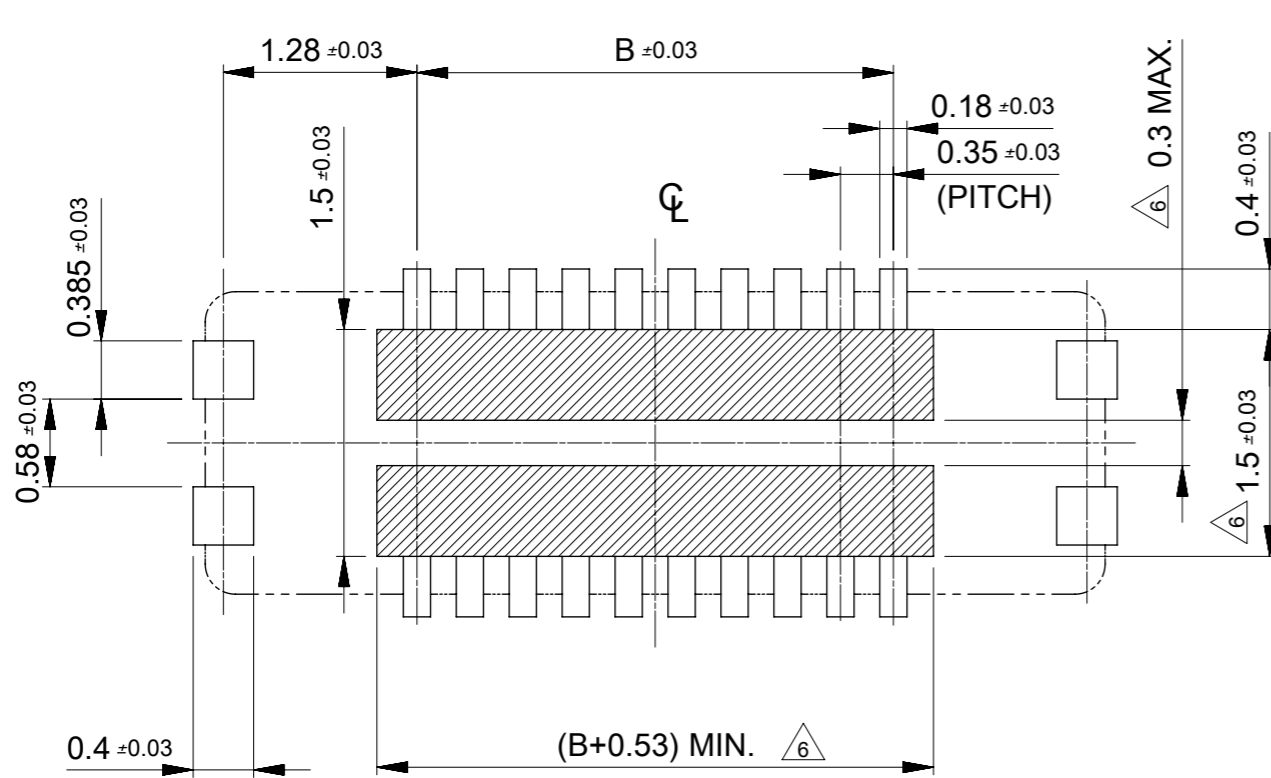
- 1 MATERIAL
 WAFER: LIQUID CRYSTAL POLYMER UL94V-0 (COLOR: BLACK)
 TERMINAL: COPPER ALLOY
 FITTING NAIL: COPPER ALLOY
- 2 PLATING
 TERMINAL:
 CONTACT AREA: SEPARATED GOLD PLATING (0.1 MICROMETER MINIMUM).
 SOLDER TAIL AREA: SEPARATED GOLD PLATING.
 UNDERPLATE: NICKEL OVERALL.
 *DIVIDE INTO PARTS THE GOLD PLATING OF THE CONTACT AND THE TAIL PART BY THE NICKEL PLATING.
- FITTING NAIL:
 CONTACT AREA: SEPARATED GOLD PLATING (0.1 MICROMETER MINIMUM).
 SOLDER TAIL AREA: SEPARATED GOLD PLATING.
 UNDERPLATE: NICKEL OVERALL.
 *DIVIDE INTO PARTS THE GOLD PLATING OF THE CONTACT AND THE TAIL PART BY THE NICKEL PLATING.
 *EVEN THOUGH GOLD PLATING ON THE TOP SURFACE OF NAIL MIGHT BE THIN, NO FUNCTIONAL PROBLEM.
- 3 APPLY FOR (CIRCUIT/2)=EVEN.
- 4 MATE WITH : 505070-**22/ 505070-**42
- 5 TAIL AND FITTING NAIL COPLANARITY TO BE 0.08 MAXIMUM.
- 6 PROHIBITED AREA OF PATTERN WIRING AND SOLDER.
 (FOR EACH AREA, THE WIRING THAT TOUCHES ON THE SOLDER CAN BE ATTACHED, THEN COVERED WITH A FILM TO KEEP SOLDER OUT).

11.90	14.70	505066-7022	---	---	70
10.85	13.65	505066-6422	---	---	64
10.15	12.95	505066-6022	---	---	60
9.80	12.60	505066-5822	---	---	58
9.10	11.90	505066-5422	○	---	54
8.40	11.20	505066-5022	○	---	50
8.05	10.85	505066-4822	○	---	48
7.70	10.50	505066-4622	---	---	46
7.00	9.80	505066-4222	○	---	42
6.65	9.45	505066-4022	○	---	40
6.30	9.10	505066-3822	---	---	38
5.60	8.40	505066-3422	○	---	34
5.25	8.05	505066-3222	---	---	32
4.90	7.70	505066-3022	○	---	30
3.85	6.65	505066-2422	○	---	24
3.50	6.30	505066-2222	○	---	22
3.15	5.95	505066-2022	○	---	20
2.80	5.60	505066-1822	---	---	18
2.45	5.25	505066-1622	○	---	16
2.10	4.90	505066-1422	○	---	14
1.75	4.55	505066-1222	○	---	12
1.40	4.20	505066-1022	○	---	10
1.05	3.85	505066-0822	○	---	8
0.70	3.50	505066-0622	○	---	6

B	A	EMBOSSED TAPE PACKAGE	HIGH VOL. TOOL	LOW VOL. TOOL	CIRCUIT
		ORDER NO.	SAMPLE PREPARATION ○ : TOOLED △ : WORK IN PROCESS --- : TOOLING TO BE CONFIRMED		

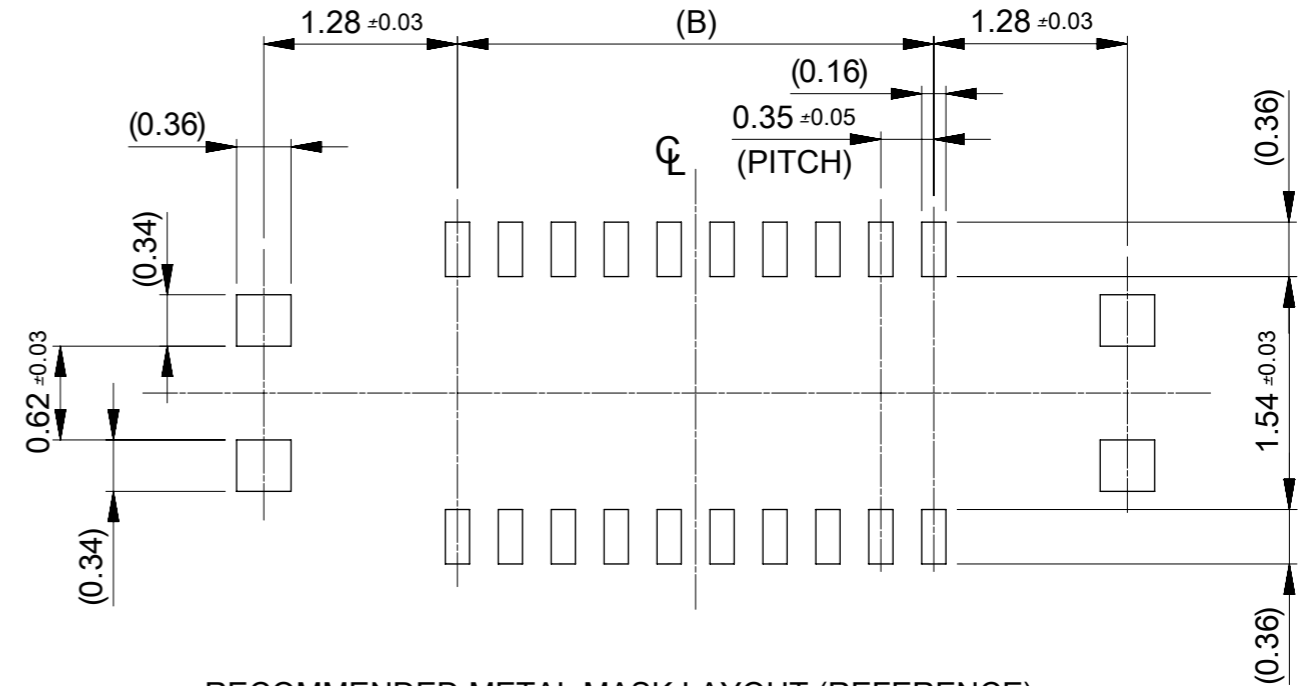
CONNECTOR SERIES No. : 505066-**09

THIS DRAWING CONTAINS INFORMATION THAT IS PROPRIETARY TO MOLEX ELECTRONIC TECHNOLOGIES, LLC AND SHOULD NOT BE USED WITHOUT WRITTEN PERMISSION		CURRENT REV DESC: REVISED		molex	
DIMENSION UNITS	SCALE	EC NO: 612826			
mm	20:1	DRWN: GSHARMA 2019/02/22		0.35 BB CONN. H=0.6 SSB6 RP	
GENERAL TOLERANCES (UNLESS SPECIFIED)		CHK'D: MSASAO 2019/02/27		PRODUCT CUSTOMER DRAWING	
ANGULAR TOL	± 1.0°	APPR: MSASAO 2019/02/27		DOCUMENT NUMBER	
4 PLACES	± 0.001	INITIAL REVISION:		5050661000	
3 PLACES	± 0.003	DRWN: TNISHIDA02 2017/03/28		DOC TYPE	
2 PLACES	± 0.03	APPR: TKUSUHARA01 2017/04/03		PSD	
1 PLACE	± 0.1	DRAWING		016	
0 PLACES	± 0.2	SERIES		C	
DRAFT WHERE APPLICABLE MUST REMAIN WITHIN DIMENSIONS		THIRD ANGLE PROJECTION	A3-SIZE	MATERIAL NUMBER	SHEET NUMBER
			505066	GENERAL	1 OF 2



RECOMMENDED P.W. BOARD PATTERN LAYOUT (REFERENCE)

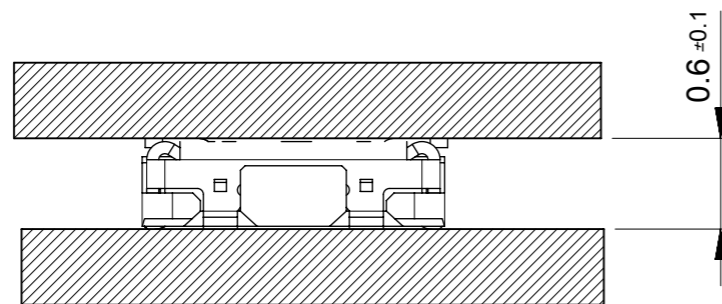
△ 6 PROHIBITED AREA OF PATTERN WIRING AND SOLDER
(FOR EACH AREA, THE WIRING THAT TOUCHES ON THE SOLDER CAN BE ATTACHED, THEN COVERED WITH A FILM TO KEEP SOLDER OUT)



RECOMMENDED METAL MASK LAYOUT (REFERENCE)

RECOMMENDED THICKNESS OF METAL MASK : t=0.08mm

RECOMMENDED OPEN APERTURE RATIO OF METAL MASK : 80%



MATED CONDITION

THIS DRAWING CONTAINS INFORMATION THAT IS PROPRIETARY TO MOLEX ELECTRONIC TECHNOLOGIES, LLC AND SHOULD NOT BE USED WITHOUT WRITTEN PERMISSION										
DIMENSION UNITS	SCALE	CURRENT REV DESC: REVISED				molex				
mm	20:1									
GENERAL TOLERANCES (UNLESS SPECIFIED)		EC NO: 612826				0.35 BB CONN. H=0.6 SSB6 RP				
ANGULAR TOL	± 1.0 °	DRWN: GSHARMA		2019/02/22		PRODUCT CUSTOMER DRAWING				
4 PLACES	± 0.001	CHK'D: MSASAO		2019/02/27						
3 PLACES	± 0.003	APPR: MSASAO		2019/02/27		DOCUMENT NUMBER: 5050661000				
2 PLACES	± 0.03	INITIAL REVISION:								DOC TYPE: PSD
1 PLACE	± 0.1	DRWN: TNISHIDA02		2017/03/28		MATERIAL NUMBER: 505066				
0 PLACES	± 0.2	APPR: TKUSUHARA01		2017/04/03						CUSTOMER: GENERAL
DRAFT WHERE APPLICABLE MUST REMAIN WITHIN DIMENSIONS		THIRD ANGLE PROJECTION	DRAWING	SERIES	SHEET NUMBER		2 OF 2			
		⊕	⊞	A3-SIZE	505066					