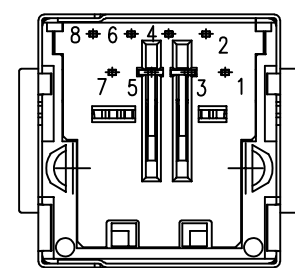
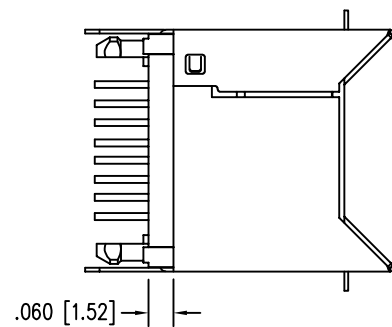
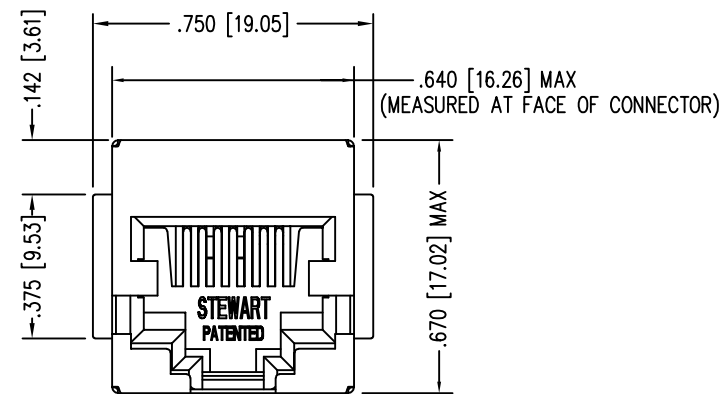
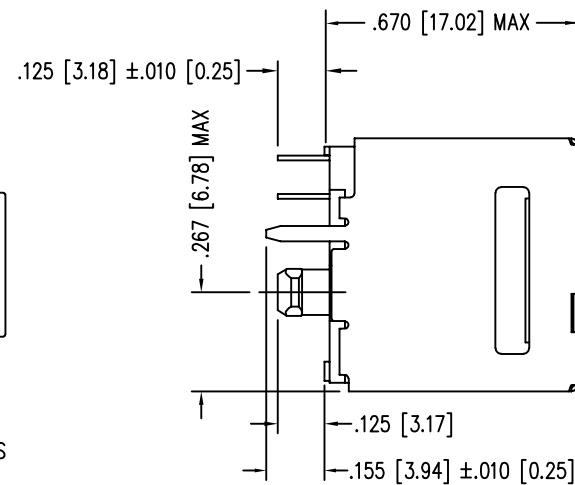


| DATE | REV | ECN | APP'D. BY |
|----------|-----|-------|-----------|
| 2-29-16 | B3 | 10573 | TRM |
| 11-10-16 | B4 | 10820 | TRM |
| 1-13-17 | B5 | 10863 | TRM |
| | | | |



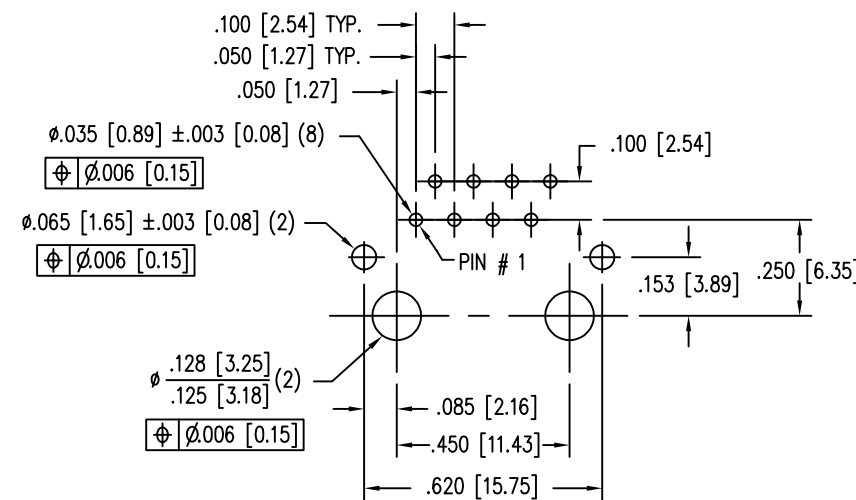
PIN POSITION LAYOUT IS IDENTICAL TO STANDARD JACKS



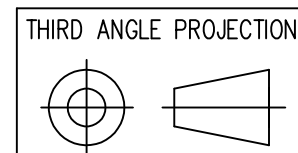
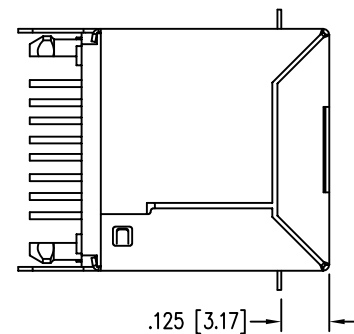
NOTES:

- CONNECTOR MATERIALS:
HOUSING: THERMOPLASTIC UL94 V-0
CONTACTS/SHIELD: COPPER ALLOY
SHIELD PLATING: NICKEL OR TIN
CONTACT PLATING: SELECTIVE GOLD IN CONTACT AREA
SEE CHART FOR PART NUMBER
- FOR PRODUCT SPECIFICATIONS SEE PR026-01.
- DIMENSIONS AND TOLERANCES COMPLY WITH TIA-1096 STANDARD.
- DESIGNED FOR CATEGORY 5/5e APPLICATIONS.

| | |
|--------------------------------|-----------------|
| 30 MICRO-INCHES [0.76um] | SS-7188VS-A-FLS |
| CONTACT PLATING IN MATING AREA | PART NUMBER |



P.C.B. RECOMMENDED HOLE LAYOUT
SEEN FROM COMPONENT SIDE
ALL CENTERLINE DIMENSIONS ARE BASIC.



DO NOT SCALE DRAWING
DRAWING IS SUBJECT TO CHANGE WITHOUT NOTICE

DIMENSIONS: INCHES [METRIC]
UNLESS OTHERWISE SPECIFIED TOLERANCES ARE ±.005 [0.13] ANGLES ARE ± 1°

SHEET NO. 1 OF 1



1118 Susquehanna Trail South
Glen Rock, PA 17327-9199
(717) 235-7512

<http://www.stewartconnector.com>

TITLE: EIGHT CONTACT, EIGHT POSITION; VERTICAL MOUNT SHIELDED CAT 5/5e JACK, FLANGE

THIS DRAWING AND THE SUBJECT MATTER SHOWN THEREON ARE CONFIDENTIAL AND THE PROPRIETARY PROPERTY OF STEWART CONNECTOR AND SHALL NOT BE REPRODUCED, COPIED, OR USED IN ANY MANNER WITHOUT PRIOR WRITTEN CONSENT OF STEWART CONNECTOR. ONE OR MORE U.S. PATENTS MAY APPLY TO THIS PRODUCT. FOR DETAILS, PLEASE VISIT: [HTTP://BELFUSE.COM/STEWART/STEWART_PATENTS/](http://BELFUSE.COM/STEWART/STEWART_PATENTS/)

| | |
|------------------|----------------|
| DRN BY: J.A.F. | DATE: 10-12-99 |
| APPD BY: T.R.M. | DATE: 10-12-99 |
| DWG NO. CT710029 | REV. B5 |

