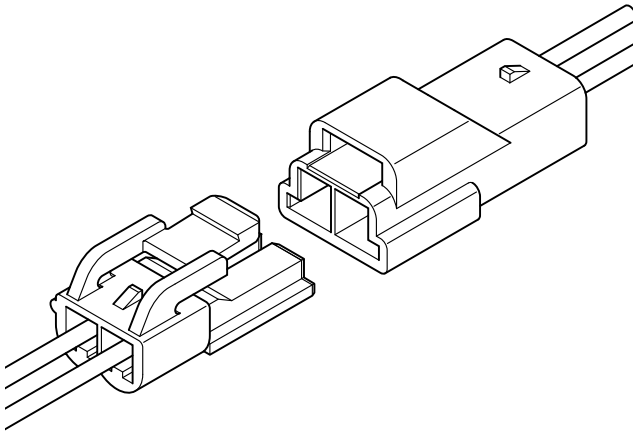


YLN CONNECTOR

4.5 mm pitch/Disconnectable Crimp style Wire-to-wire connectors



The YLN connector adds variations in shape to the existing color variations of the YL connector in order to improve identification of connectors. Moreover, this connector has a mechanism to prevent incomplete mating by utilizing the inertial force generated when the plug and receptacle are mated and therefore, ensures complete mating.

- Design to prevent incidental mating with the YL connector
- Inertial force mechanism
- Interchangeability
- Finger friendly design

Specifications

- Current rating: 10 A AC/DC
(7 A when retainers are mounted)
- Voltage rating: 300 V AC/DC
- Temperature range: -25°C to +90°C
(including temperature rise in applying electrical current)
- Contact resistance: Initial value/ 7 mΩ max.
After environmental tests/ 10 mΩ max.
- Insulation resistance: 1,000 MΩ min.
- Withstanding voltage: 1,500 VAC/minute
- Applicable wire: AWG #26 to #16
0.13 to 1.25 mm²

* In using the products, refer to "Handling Precautions for Terminals and Connectors" described on our website (Technical documents of Product information page).

* RoHS2 compliance

* Dimensional unit: mm

* Contact JST for details.

Note: The current rating differs depending on the number of circuits and the wire size used in each connector. The table below lists the current rating as a function of the number of circuits and the wire size.

Current unit : A

No. of circuits	Wire size (AWG)					
	#16	#18	#20	#22	#24	#26
2	10	7	5	4	3	2
3	9	6	4	4	3	2
4	9	6	4	4	3	2
6	8	5	3	3	2	2

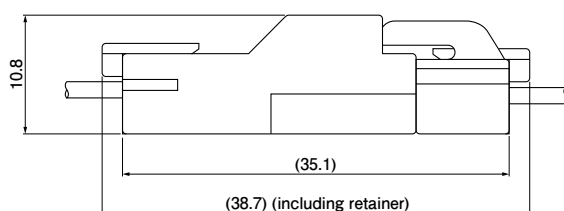
Note: Secondary retainers cannot be used with AWG #16 wires.

Standards

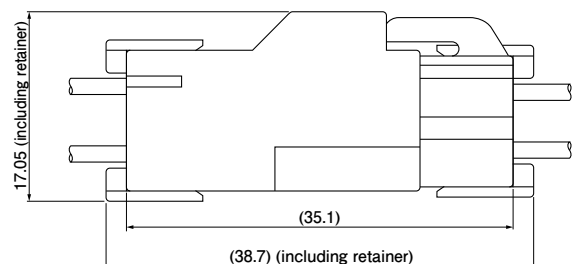
- Recognized E60389
- Certified LR20812
- R9351052

Assembly layout

<2, 3 circuits>



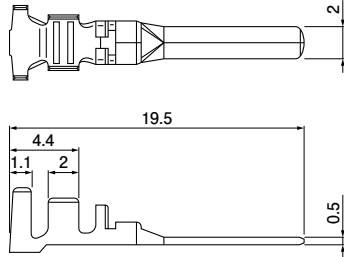
<4, 6 circuits>



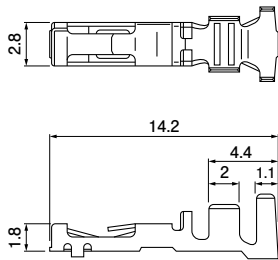
YLN CONNECTOR

Contact

Pin contact



Socket contact



Model No.		Applicable wire		Insulation O.D. (mm)	Q'ty/reel
Pin contact	Socket contact	mm ²	AWG #		
SYM-01T-P0.5A	SYF-01T-P0.5A	0.13~0.5	26~20	1.3~2.5	4,000 (SYM-01T-P0.5A) 5,000
SYM-41T-P0.5A	SYF-41T-P0.5A	0.5~1.25	20~16	2.0~3.4	
		0.3+0.3~ 0.5+0.5	22+22~ 20+20	1.5+1.5~ 2.0+2.0	

Material and Finish

Phosphor bronze, tin-plated (reflow treatment)

RoHS2 compliance

Note: 1. Contact JST for special products.

2. Retainers cannot be used with electric wire whose insulation O.D. exceeds 2.7 mm and AWG #16.

Contact	Crimping machine	Applicator		
		Crimp applicator	Dies	Crimp applicator with dies
SYM-01T-P0.5A	AP-K2N	MKS-L	MK/SYF/M-01-05	APLMK SYF/M01-05
SYF-01T-P0.5A			MK/SYF/M-41-05	APLMK SYF/M41-05
SYM-41T-P0.5A				
SYF-41T-P0.5A				

Note: Contact JST for fully automatic crimping applicator.

Housing

Material: Housing...PA 66, UL94V-0, natural (white)
Retainer...Glass-filled PA 66, UL94V-0, natural (ivory)

No. of circuits	Voltage rating	Current rating	Receptacle housing (for pin contact)	Plug housing (for socket contact)	Retainer
2	300 V	7 A (10 A)	YLNLR-02VF 	YLNLP-02V 	YLS-02V (Used with both housings with 2 and 4 circuits)
3	300 V	6 A (9 A)	YLNLR-03VF 	YLNLP-03V 	YLS-03V (Used with both housings with 3 and 6 circuits)
4	300 V	6 A (9 A)	YLNLR-04VF 	YLNLP-04V 	YLS-02V (Used with both housings with 2 and 4 circuits)
6	300 V	5 A (8 A)	YLNLR-06VF 	YLNLP-06V 	YLS-03V (Used with both housings with 3 and 6 circuits)

RoHS2 compliance

Note: Current rating in parentheses is for use with AWG #16 wire. (Retainers are not mountable.)