

EMG 12-B2


Order No.: 2948306



<http://eshop.phoenixcontact.de/phoenix/treeViewClick.do?UID=2948306>

Custom circuit module, consisting of housing, MKDS 3 connection terminal blocks and PCB

Commercial data

GTIN (EAN)	
sales group	F001
Pack	10 pcs.
Customs tariff	85369010
Catalog page information	Page 543 (CC-2009)

Product notes

WEEE/RoHS-compliant since:
11/03/2005



<http://www.download.phoenixcontact.com>
Please note that the data given here has been taken from the online catalog. For comprehensive information and data, please refer to the user documentation. The General Terms and Conditions of Use apply to Internet downloads.

Technical data

General

Housing type	Component housing
Housing material	Polycarbonate fiber reinforced
Color	green

Dimensions / positions

Length	75 mm
Width	12.5 mm
Number of positions	4
Pitch	5 mm

Technical data

Ambient temperature (operation)	-40 °C ... 125 °C
Inflammability class acc. to UL 94	V0
Power dissipation at 20°C in the horizontal mounting position	1.2 W 1.3 W 7.5 mm
	1.3 W 1.5 W 15 mm
	2 W 2.6 W 52 mm

Certificates / Approvals

Certification

GOST

Accessories

Item	Designation	Description
------	-------------	-------------

Assembly

2941510	EMG-KA	Terminal block/screw cover, set consisting of 50 strips each for terminal blocks and screw openings, 1 strip covers 12 terminal points.
---------	--------	---

Marking

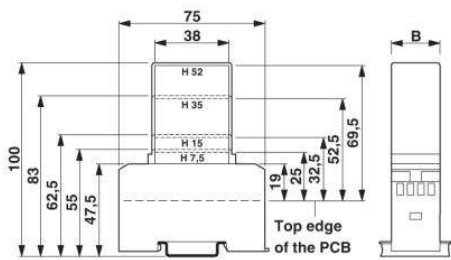
2947035	EMG-GKS 12	Equipment marker, width 12 mm
---------	------------	-------------------------------

Additional products

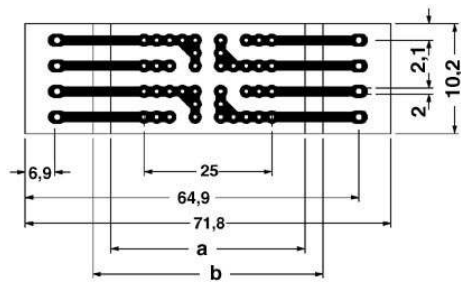
Item	Designation	Description
Assembly		
2947116	EMG 12-H 7,5MM KLAR	Covering hood, for the contact and dust-protected encapsulation of the components, in transparent design. Height: 7.5 mm, width: 12.5 mm
2948296	EMG 12-H 15MM KLAR	Covering hood, for the contact and dust-protected encapsulation of the components, in transparent design. Height: 15 mm, width: 12.5 mm
2947129	EMG 12-H 52MM GN	Covering hood, for the contact and dust-protected encapsulation of the components, in green design. Height: 52 mm, width: 12.5 mm

Diagrams/Drawings

Dimensioned drawing



1 = Top edge of the PCB
 B = Housing width



Pitch 5 mm
 a = Area for mounting components, 38 mm in the hood
 b = Area for mounting components, 45 mm in the housing

Address

PHOENIX CONTACT Deutschland GmbH
Flachmarktstr. 8
32825 Blomberg, Germany
Phone +49 5235 3 12000
Fax +49 5235 3 41200
<http://www.phoenixcontact.de>



© 2011 Phoenix Contact
Technical modifications reserved;