


Data sheet | Item number: 294-5475

Lighting connector; push-button, external; with screw-type ground contact;
5-pole; Lighting side: for solid conductors; Inst. side: for all conductor types;
max. 2.5 mm²; Surrounding air temperature: max 85°C (T85); 2,50 mm²; white

www.wago.com/294-5475



Color:



Item description

- External connection of solid, stranded and fine-stranded conductors
- Universal conductor termination (AWG, metric)
- Third contact located at the bottom of internal connection end

Subject to changes. Please also observe the further product documentation!

WAGO GmbH & Co. KG
Hansastr. 27
32423 Minden
Phone: +49571 887-0 | Fax: +49571 887-169
Email: info.de@wago.com | Web: www.wago.com

Do you have any questions about our products?
We are always happy to take your call at +49 (571) 887-44222.

- Strain relief plate can be retrofitted

Data

Electrical data

Ratings per IEC/EN

Ratings per	IEC/EN 60998-1
Ratings (note)	Connection points
Nominal voltage (II/2)	500 V
Rated surge voltage (II/2)	4 kV
Rated current	24 A
Legend (ratings)	(II / 2) \triangleq Overvoltage category II / Pollution degree 2

Ratings per IEC/EN 2

Ratings per 2	IEC/EN 60998-2-2
Ratings (note) 2	Connection points
Rated voltage (II/2) 2	500 V
Rated surge voltage (II/2) 2	4 kV
Rated current 2	24 A

Connection data

Connection points	25
Total number of potentials	5
Number of connection types	4
PE function	Screw-type PE contact

Connection 1

Connection type 1	External 1
Connection technology	Push-in CAGE CLAMP®
Number of connection points	2
Actuation type	Push-button
Connectable conductor materials	Copper
Solid conductor	0.5 ... 2.5 mm ² / 18 ... 12 AWG
Solid conductor; push-in termination	0.5 ... 2.5 mm ² / 18 ... 12 AWG
Stranded conductor	0.5 ... 2.5 mm ² / 18 ... 14 AWG
Fine-stranded conductor	0.5 ... 2.5 mm ² / 18 ... 14 AWG

Subject to changes. Please also observe the further product documentation!



Fine-stranded conductor; with insulated ferrule	0.5 ... 1.5 mm ² / 18 ... 16 AWG
Fine-stranded conductor; with uninsulated ferrule	0.5 ... 1.5 mm ² / 18 ... 16 AWG
Fine-stranded conductor; with ferrule; push-in termination	0.5 mm ² / 18 AWG
Strip length	8 ... 9 mm / 0.31 ... 0.35 inches
Pole number	5
Wiring direction	Side-entry wiring

Connection 2

Connection type 2	Internal 2
Connection technology 2	PUSH WIRE®
Number of connection points 2	1
Actuation type 2	Push-in
Solid conductor 2	0.5 ... 2.5 mm ² / 18 ... 14 AWG
Fine-stranded conductor; with insulated ferrule 2	0.5 ... 1 mm ² / 18 ... 16 AWG
Fine-stranded conductor; with uninsulated ferrule 2	0.5 ... 1.5 mm ² / 18 ... 14 AWG
Strip length 2	8 ... 9 mm / 0.31 ... 0.35 inches

Connection 3

Connection type 3	Internal 3
Connection technology 3	PUSH WIRE®
Number of connection points 3	1
Actuation type 3	Push-in
Solid conductor 3	0.5 ... 1.5 mm ² / 18 ... 16 AWG
Fine-stranded conductor; with insulated ferrule 3	0.5 ... 0.75 mm ² / 18 AWG
Fine-stranded conductor; with uninsulated ferrule 3	0.5 ... 1 mm ² / 18 AWG
Strip length 3	8 ... 9 mm / 0.31 ... 0.35 inches

Connection 4

Connection type 4	Internal 4
Connection technology 4	PUSH WIRE®
Number of connection points 4	1
Actuation type 4	Push-in
Solid conductor 4	0.5 ... 0.75 mm ² / 18 AWG
Strip length 4	8 ... 9 mm / 0.31 ... 0.35 inches

Subject to changes. Please also observe the further product documentation!



Physical data

Pin spacing	10 mm / 0.394 inches
Width	50 mm / 1.969 inches
Height	21.53 mm / 0.848 inches
Height from the surface	17 mm / 0.669 inches
Depth	27.3 mm / 1.075 inches

Mechanical Data

Marking	DA- N $\frac{1}{2}$ L DA+
Mounting type	Snap-in foot

Material Data

Note (material data)	Information on material specifications can be found here
Color	white
Material group	IIIa
Insulation material	Polycarbonate (PC)
Flammability class per UL94	V0
Clamping spring material	Chrome-nickel spring steel (CrNi)
Contact material	Electrolytic copper (E _{Cu})
Contact plating	Tin
Fire load	0.302 MJ
Halogen-free	Yes
Weight	15.9 g

Environmental requirements

Temperature stability	120 °C
T marking	T85

Commercial data

Product Group	8 (Misc. Chassis Mount Blocks)
eCl@ss 10.0	27-14-11-06
eCl@ss 9.0	27-14-11-06
ETIM 8.0	EC001284

Subject to changes. Please also observe the further product documentation!

WAGO GmbH & Co. KG
 Hansastr. 27
 32423 Minden
 Phone: +49571 887-0 | Fax: +49571 887-169
 Email: info.de@wago.com | Web: www.wago.com

Do you have any questions about our products?
 We are always happy to take your call at +49 (571) 887-44222.



ETIM 7.0	EC001284
PU (SPU)	250 pcs
Packaging type	bag
Country of origin	PL
GTIN	4050821098652
Customs tariff number	85369010000

Environmental Product Compliance

CAS-No.	131651-65-5 144317-44-2 220133-51-7 220689-12-3 25628-08-4 29420-49-3 375-73-5 503155-89-3 507453-86-3 68259-10-9
REACH Candidate List Substance	Perfluorobutane sulfonic acid (PFBS) and its salts
RoHS Compliance Status	Compliant,With Exemption
RoHS Exemption	6(c) 7(a) 7(c)-I 7(c)-II
SCIP notification number (Austria)	52645d39-f775-46c8-80fd-10eb2837ee7b
SCIP notification number (Belgium)	16703fb9-5912-4a04-ab51-ad26e6415f76
SCIP notification number (Bulgaria)	240b157c-73c8-4b12-aa72-89918796138e
SCIP notification number (Czech Republic)	c772ac87-8c8d-4555-9a3f-c547022738e8
SCIP notification number (Denmark)	34cb7e69-02fa-4386-8f7f-06caf7a23821
SCIP notification number (Finland)	317976f5-2896-4c1d-95de-825895f648b0
SCIP notification number (France)	8598d517-4754-4df3-819f-e422e3626f92
SCIP notification number (Germany)	809fe3a6-0986-4ec9-8315-d76001514139
SCIP notification number (Hungary)	9479c5ac-e871-49e9-abf0-d0bccef656f3
SCIP notification number (Italy)	3040f56f-fc5b-48d3-8106-5bf11b505a44
SCIP notification number (Netherlands)	37582588-f4d7-45e0-97b8-81ae886ae644
SCIP notification number (Poland)	d49bf477-d994-4d77-8526-e3ea00175e9a
SCIP notification number (Romania)	480ef5d9-4bde-485a-8083-067aa7427240
SCIP notification number (Sweden)	6bf60d45-845b-40c6-a607-4bb359fccd7e

Subject to changes. Please also observe the further product documentation!

WAGO GmbH & Co. KG
Hansastr. 27
32423 Minden
Phone: +49571 887-0 | Fax: +49571 887-169
Email: info.de@wago.com | Web: www.wago.com

Do you have any questions about our products?
We are always happy to take your call at +49 (571) 887-44222.



Approvals / Certificates

General approvals

Logo	Approval	Additional Approval Text	Certificate name
	ENEC 05 DEKRA Certification B.V.	EN 60998	2128791.01

Declarations of conformity and manufacturer's declarations

Logo	Approval	Additional Approval Text	Certificate name
	EU-Declaration of Conformity WAGO GmbH & Co. KG	-	-
	UK-Declaration of Conformity WAGO GmbH & Co. KG	-	-

Optional accessories

Tool

Operating tool		
	Item no.: 206-294 Disconnection tool; green	www.wago.com/206-294

Strain relief

Strain relief		
	Item no.: 294-370 Strain relief; for 294 Series; with snap-in mounting feet; white	www.wago.com/294-370
	Item no.: 294-375 Strain relief; for 294 Series; without snap-in mounting feet; white	www.wago.com/294-375
Strain relief plate		
	Item no.: 294-364 Strain relief plate; for 294 Series; for multicore cables; 3- to 5-pole; with secured clamp; white	www.wago.com/294-364
	Item no.: 294-384 Strain relief plate; for 294 Series; for single strands; 3- to 5-pole; with secured clamp; white	www.wago.com/294-384

Downloads

Documentation

Bid Text

294-5475	2019 年2月19 日	xml	Download
----------	--------------	-----	----------

Subject to changes. Please also observe the further product documentation!

WAGO GmbH & Co. KG
 Hansastr. 27
 32423 Minden
 Phone: +49571 887-0 | Fax: +49571 887-169
 Email: info.de@wago.com | Web: www.wago.com

Do you have any questions about our products?
 We are always happy to take your call at +49 (571) 887-44222.



X81 - Datei			5.7 kB	
-------------	--	--	--------	--

294-5475	2017 年6月13 日	doc	Download
doc - Datei		29.2 kB	

Additional Information

pdf	Download
2.3 MB	

CAD/CAE-Data

CAD data

2D/3D Models 294-5475	URL	Download
-----------------------	-----	----------

CAE data

WSCAD Universe 294-5475	URL	Download
-------------------------	-----	----------

ZUKEN Portal 294-5475	URL	Download
-----------------------	-----	----------

Environmental Product Compliance

Compliance Search

Environmental Product Compliance 294-5475	URL	Download
---	-----	----------

Lighting connector; push-button, external; with screw-type ground contact; 5-pole;
Lighting side: for solid conductors; Inst. side: for all conductor types; max. 2.5 mm²;
Surrounding air temperature: max 85°C (T85); 2,50 mm²; white

Installation Notes

Installation

Subject to changes. Please also observe the further product documentation!




5-pole – with screw-type ground contact, $d \leq 4.1 \text{ mm}$

Snap-in foot



Drilled hole for snap-in mounting foot

Conductor termination



Subject to changes. Please also observe the further product documentation!



Internal connection:

PUSH WIRE® for internal wiring with solid conductors




External connection:

Push-in CAGE CLAMP® for field-wiring with all conductor types



Terminating five conductors per pole – solid and fine-stranded.



Subject to changes. Please also observe the further product documentation!