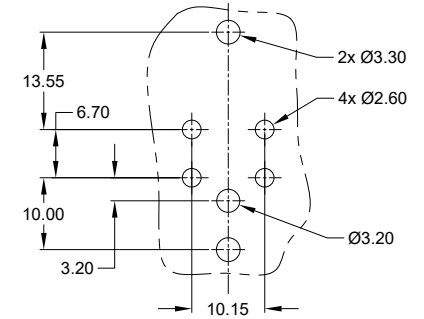
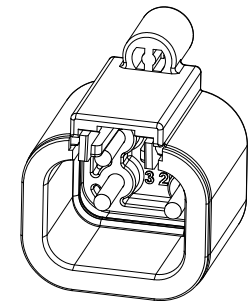
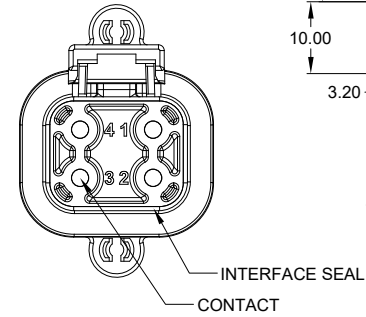


REVISIONS					
REV	ECO	DESCRIPTION	DATE	BY	APPR
A1	-	RELEASE DRAWING	27/SEP/21	IAN	TOMMY
A2	-	ADD PRODUCT NUMBER	12/OCT/21	IAN	TOMMY



RECOMMENDED LAYOUT
VIEW FROM COMPONENTS
SIDE OF PCB
THICKNESS 1.60MM



NOTES: UNLESS OTHERWISE SPECIFIED

- MATERIAL:
HOUSING: THERMOPLASTIC, BLACK
INTERFACE SEAL: SILICONE RUBBER, RED
SEAL RETAINER: THERMOPLASTIC, BLACK
CONTACT: COPPER ALLOY
- MODIFICATIONS: PCB MOUNT, SNAP FIT
- SPECIFICATIONS:
 - CURRENT RATING: 25 AMPS
 - OPERATING TEMPERATURE: -55°C TO +125°C
 - DIELECTRIC WITHSTANDING VOLTAGE: LESS THAN 2 MILLIAMPS CURRENT LEAKAGE @ 1500 VOLTS AC.
 - INSULATION RESISTANCE: 1000 MEGOHMS MIN @ 25°C.
 - MOISTURE RESISTANCE:
IP68 (IM OF WATER FOR A PERIOD OF 24 HOURS, MATED CONDITION);
IP69K (MATED CONDITION).
 - MATING CYCLE DURABILITY: 100 CYCLES
 - RoHS COMPLIANT
- MATING PART: ATP06-4S* PLUG (* = ALL MODIFICATIONS)
- ALL DIMENSIONS ARE FOR REFERENCE USE ONLY.

ATP04-4P-BM0X VARIANTS		
CONTACT PLATING	POTTING OR NOT IN RESERVOIR	PART NUMBER
GOLD	NO POTTING	ATP04-4P-BM01
GOLD	POTTING	ATP04-4P-BM02
TIN	NO POTTING	ATP04-4P-BM03
TIN	POTTING	ATP04-4P-BM04

ATP04-4P-BM0X		DESCRIPTION	ITEM
QUANTITY	PART NUMBER	MATERIALS LIST	
UNLESS OTHERWISE SPECIFIED: 1) All dimensions are in metric (mm). 2) Tolerances are as follows: 1 PL DEC ±0.30 Fractions ±1/64 2 PL DEC ±0.15 Angles ±1° 3 PL DEC ±0.08		SIGNATURES DATE DRAWN: IAN 12/OCT/21 CHECKED: SULLEN 12/OCT/21 ENGINEER: APPROVAL: TOMMY 13/OCT/21	
MATERIAL SPECIFICATIONS:		CUSTOMER:	
PROCESS SPECIFICATIONS:		THIS DRAWING IS SUPPLIED FOR INFORMATION ONLY. DESIGN FEATURES, SPECIFICATIONS AND PERFORMANCE DATA SHOWN HEREON ARE THE PROPERTY OF THE AMPHENOL CORPORATION. NO RIGHTS OF REPRODUCTION ARE IMPLIED. ALL DIMENSIONS ARE SUBJECT TO NORMAL MANUFACTURING VARIATIONS.	
NEXT ASSY:		SCALE: NONE	
		<p>Amphenol Sine Systems - www.amphenol-sine.com 44724 Morley Drive Clinton Township, MI 48036</p> <p>4 POSITION, PCB MOUNT RECEPTACLE, PINS, BOARDLOCK, ATP, STRAIGHT, SNAP FIT</p>	
		SIZE: B C-	REVISION: A2
		DWG NO: ATP04-4P-BM0X	SHEET 1 OF 1

TITLE: 4 POS. PCB RECEPTACLE BOARDLOCK ATP STRAIGHT SNAP FIT
DWG NO: ATP04-4P-BM0X
REV: A2
SH: 1
OF: 1