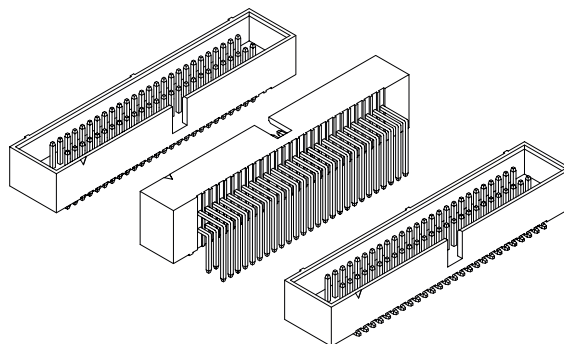




.050" [1.27 mm] Contact Centers Shrouded (Box) Headers, .100" [2.54 mm] Row Spacing Straight/Right Angle/SMT With or Without Post- SBH Series Mates with SFH41 series (See opposite page)

SPECIFICATIONS

- Centered Polarizing Notch
- Operating Temperature: -40°C to +105°C
- Processing Temperature: 230°C Max. for 60 seconds, (260°C Max. for 10 seconds)
- UL Flammability Rating: 94V-0
- Contact Resistance: 20 milli Ohms Max.
- Current Rating: 1 Amp
- Dielectric Withstanding: 500 VAC
- Insulation Resistance: 5000 Megohms



PART NUMBER OPTIONS

SBH41 - N B P B - D 10 - ST - BK

SERIES

SBH41 = Box Header, .050" [1.27 mm] Contact Centers by .100" [2.54 mm] Row Spacing

INSULATOR MATERIAL

N = Nylon

CONTACT MATERIAL

B = Brass

CONTACT FINISH - RoHS Compliant

P = Gold Flash Overall

CONTACT CENTERS

B = .050" [1.27 mm]

COLOR

BK = Black

TERMINATION TYPE

ST = Straight

RA = Right Angle

SM = Surface Mount

SP = Surface Mount with Guide Posts

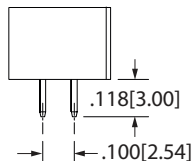
NUMBER OF CONTACT POSITIONS (Pins per Row)
05 thru 50

NUMBER OF ROWS

D = Dual Row

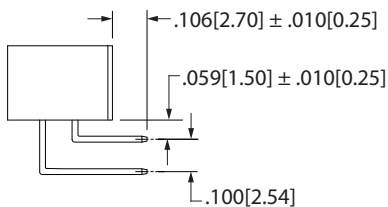
DIMENSIONS For complete drawings, go to www.sullinscorp.com or e-mail techsupport@sullinscorp.com

Dimensions in [] are in millimeters, all others are in inches.



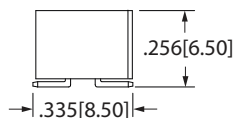
STRAIGHT (ST)

Example P/N: SBH41-NBPB-D20-ST-BK



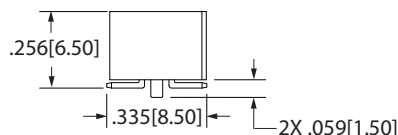
RIGHT ANGLE (RA)

Example P/N: SBH41-NBPB-D20-RA-BK



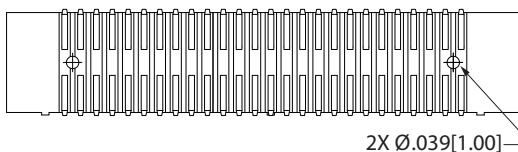
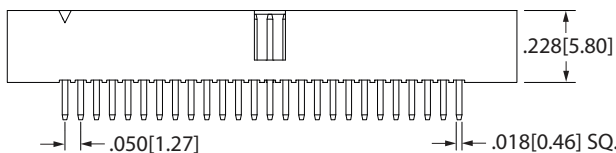
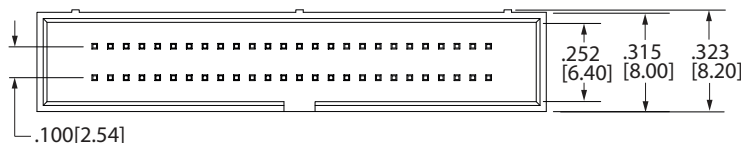
SURFACE MOUNT (SM)

Example P/N: SBH41-NBPB-D20-SM-BK



SURFACE MOUNT with Posts (SP)

Example P/N: SBH41-NBPB-D20-SP-BK



Surface Mount with Posts (SP) Only