

# Printed-circuit board connector - IPC 5/ 3-ST-7,62 - 1709050

Please be informed that the data shown in this PDF Document is generated from our Online Catalog. Please find the complete data in the user's documentation. Our General Terms of Use for Downloads are valid (<http://download.phoenixcontact.com>)



Plug component, Nominal current: 41 A, Rated voltage (III/2): 1000 V, Number of positions: 3, Pitch: 7.62 mm, Connection method: Screw connection, Color: green, Contact surface: Tin

The figure shows a 5-pos. version of the product

## Why buy this product

- Can be plugged into PC 5 plugs or inverted IPC 5 headers
- Unlimited 600 V UL approval
- Inverted IPC 5 plugs with pin contacts for touch-proof device outputs (with IPC 5 G) or free-hanging cable/cable connections
- STGF plugs with threaded flange



## Key commercial data

Packing unit	1
Minimum order quantity	1
Catalog page	Page 432 (CC-2011)
GTIN	 4 046356 075596
Custom tariff number	85366990
Country of origin	POLAND

## Technical data

### Dimensions / positions

Pitch	7.62 mm
Dimension a	15.24 mm
Number of positions	3
Screw thread	M3
Tightening torque, min	0.7 Nm
Tightening torque max	0.8 Nm

### Technical data

Range of articles	IPC 5/...-ST
Insulating material group	I
Rated surge voltage (III/3)	8 kV

## Printed-circuit board connector - IPC 5/ 3-ST-7,62 - 1709050

### Technical data

#### Technical data

Rated surge voltage (III/2)	8 kV
Rated surge voltage (II/2)	6 kV
Rated voltage (III/2)	1000 V
Rated voltage (II/2)	1000 V
Connection in acc. with standard	EN-VDE
Nominal current I <sub>N</sub>	41 A
Nominal voltage U <sub>N</sub>	1000 V
Nominal cross section	6 mm <sup>2</sup>
Maximum load current	41 A
Insulating material	PA
Inflammability class according to UL 94	V0
Stripping length	10 mm
Nominal voltage, UL/CUL Use Group B	600 V
Nominal current, UL/CUL Use Group B	41 A
Nominal voltage, UL/CUL Use Group C	600 V
Nominal current, UL/CUL Use Group C	41 A

#### Connection data

Conductor cross section solid min.	0.2 mm <sup>2</sup>
Conductor cross section solid max.	10 mm <sup>2</sup>
Conductor cross section stranded min.	0.2 mm <sup>2</sup>
Conductor cross section stranded max.	6 mm <sup>2</sup>
Conductor cross section stranded, with ferrule without plastic sleeve min.	0.25 mm <sup>2</sup>
Conductor cross section stranded, with ferrule without plastic sleeve max.	6 mm <sup>2</sup>
Conductor cross section stranded, with ferrule with plastic sleeve min.	0.25 mm <sup>2</sup>
Conductor cross section stranded, with ferrule with plastic sleeve max.	4 mm <sup>2</sup>
Conductor cross section AWG/kcmil min.	24
Conductor cross section AWG/kcmil max	10
2 conductors with same cross section, solid min.	0.2 mm <sup>2</sup>
2 conductors with same cross section, solid max.	2.5 mm <sup>2</sup>
2 conductors with same cross section, stranded min.	0.2 mm <sup>2</sup>
2 conductors with same cross section, stranded max.	4 mm <sup>2</sup>
2 conductors with same cross section, stranded, ferrules without plastic sleeve, min.	0.25 mm <sup>2</sup>
2 conductors with same cross section, stranded, ferrules without plastic sleeve, max.	1.5 mm <sup>2</sup>
2 conductors with same cross section, stranded, TWIN ferrules with plastic sleeve, min.	0.25 mm <sup>2</sup>
2 conductors with same cross section, stranded, TWIN ferrules with plastic sleeve, max.	2.5 mm <sup>2</sup>
Minimum AWG according to UL/CUL	24

# Printed-circuit board connector - IPC 5/ 3-ST-7,62 - 1709050

## Technical data

### Connection data

Maximum AWG according to UL/CUL	8
---------------------------------	---

## Classifications

### eclass

eCl@ss 4.0	272607xx
eCl@ss 4.1	27260701
eCl@ss 5.0	27260701
eCl@ss 5.1	27260701
eCl@ss 6.0	27260704
eCl@ss 7.0	27440402

### etim

ETIM 3.0	EC001121
ETIM 4.0	EC002638
ETIM 5.0	EC002638

### unspsc

UNSPSC 6.01	30211810
UNSPSC 7.0901	39121409
UNSPSC 11	39121409
UNSPSC 12.01	39121409
UNSPSC 13.2	39121409

## Approvals

### Approvals

---

#### Approvals

UL Recognized / cUL Recognized / GOST / cULus Recognized

---

#### Ex Approvals

---

#### Approvals submitted

---

### Approval details

# Printed-circuit board connector - IPC 5/ 3-ST-7,62 - 1709050

## Approvals

UL Recognized

	B	C
mm <sup>2</sup> /AWG/kcmil	24-8	24-8
Nominal current I <sub>N</sub>	41 A	41 A
Nominal voltage U <sub>N</sub>	600 V	600 V

cUL Recognized

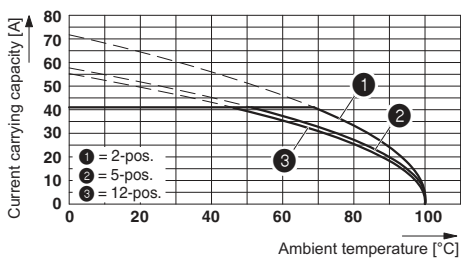
	B	C
mm <sup>2</sup> /AWG/kcmil	24-8	24-8
Nominal current I <sub>N</sub>	41 A	41 A
Nominal voltage U <sub>N</sub>	600 V	600 V

GOST

cULus Recognized

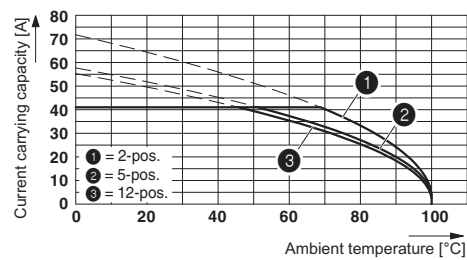
## Drawings

Diagram



Derating curve for: IPC 5/...-ST-7.62 with PC 5/...-ST-7.62  
 Conductor cross section = 10 mm<sup>2</sup>

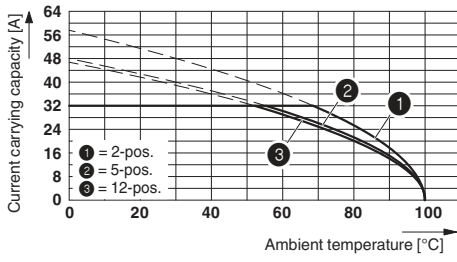
Diagram



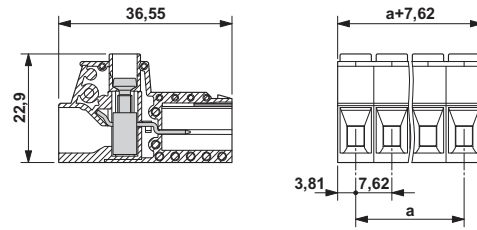
Derating curve for: IPC 5/...-ST-7.62 with IPC 5/...-G-7.62  
 Conductor cross section = 10 mm<sup>2</sup>

# Printed-circuit board connector - IPC 5/ 3-ST-7,62 - 1709050

Diagram



Dimensioned drawing



Derating curve for: IPC 5/...-ST-7,62 with IPC 5/...-G-7,62  
Conductor cross section 6 mm<sup>2</sup>