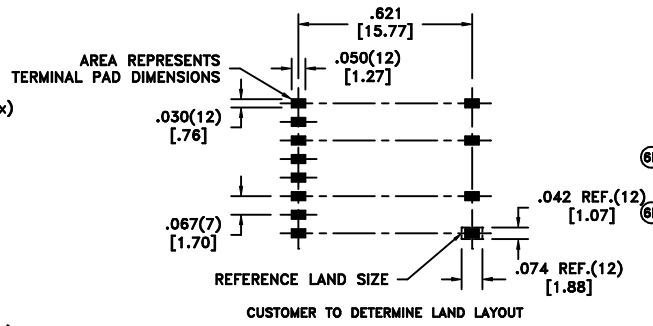
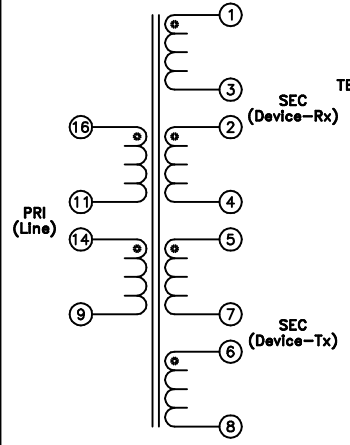
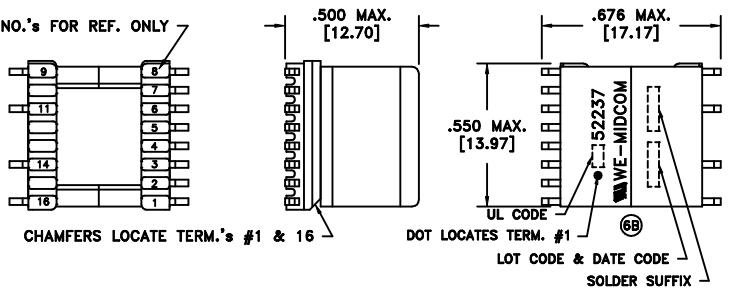


SOLDER SUFFIX	CUSTOMER TERMINAL	RoHS	LEAD(Pb)-FREE
LF1	Sn96%, Ag4%	Yes	Yes

more than you expect



TERM. NO.'s FOR REF. ONLY



ELECTRICAL SPECIFICATIONS @ 25°C unless otherwise noted:

PARAMETER	TEST CONDITIONS	VALUE
⑥E D.C. RESISTANCE	16-11 @20°C	1.95 ohms ±10%
⑥E D.C. RESISTANCE	14-9 @20°C	2.90 ohms ±10%
⑥E D.C. RESISTANCE	1-3 @20°C	2.45 ohms ±10%
⑥E D.C. RESISTANCE	2-4 @20°C	2.45 ohms ±10%
⑥E D.C. RESISTANCE	5-7 @20°C	0.245 ohms ±10%
⑥E D.C. RESISTANCE	6-8 @20°C	0.245 ohms ±10%
INDUCTANCE	16-9 tie(11+14), 10kHz, 100mVAC, Ls	1.40mH ±10%
LEAKAGE INDUCTANCE	16-9 tie(11+14, 6+7, 5+8), 100kHz, 100mVAC, Ls.	20uH max.
LEAKAGE INDUCTANCE	16-9 tie(11+14, 2+3, 1+4), 100kHz, 100mVAC, Ls.	18 - 28uH
⑥E INTERWINDING CAPACITANCE	16-5 tie(11+14, 6+7), 100kHz, 100mVAC, Cs	50pF max.
⑥E INTERWINDING CAPACITANCE	16-1 tie(11+14, 2+3), 100kHz, 100mVAC, Cs	40pF max.
DIELECTRIC	16-1 tie(11+14, 2+3), 1875VAC, 1 second	1500VAC, 1 minute
DIELECTRIC	16-5 tie(11+14, 6+7), 1875VAC, 1 second	1500VAC, 1 minute
URNS RATIO	(16-9):(5-8), tie(11+14, 6+7)	4.2:1, ±2%
URNS RATIO	(16-9):(1-4), tie(11+14, 2+3)	1:1, ±2%
URNS RATIO	(16-11):(5-7)	4.2:1, ±2%
URNS RATIO	(16-11):(1-3)	1:1, ±2%
⑥E TOTAL HARMONIC DISTORTION	30kHz, 2Vrms across PRI, 5.7 ohm load on transmit and 1k ohm load on receive, 100 ohm input, tie(11+14, 2+3, 6+7)	-90dB max. ¹
⑥E⑥D LONGITUDINAL CONVERSION LOSS*	20k - 2.2MHz	See Table in Footnotes
INSERTION LOSS	300kHz, 5.7 ohm load	1.2dB max.

¹Using Audio Precision System Two Distortion Analyzer.
*Per Infineon Technologies' LCL test procedure.

⑥D

FREQ.	LCL LIMITS					
	TERM. 1	TERM. 2-3	TERM. 4	TERM. 5	TERM. 6-7	TERM. 8
1.1MHz	>45dB	>57dB	>45dB	>45dB	>45dB	>45dB
2.2MHz	>38dB	>51dB	>38dB	>38dB	>38dB	>38dB

GENERAL SPECIFICATIONS:
OPERATING TEMPERATURE RANGE: -40°C to +85°C.

Designed to comply with the following requirements as defined by IEC60950-1, EN60950-1, UL60950-1/CSA60950-1 and AS/NZS60950.1:
- Supplementary insulation for a primary circuit at a working voltage of 250Vrms.

⑥F Wire insulation & RoHS status not affected by wire color.
Wire insulation color may vary depending on availability.

⑥D

⑥B⑥D

AGENCY NUMBER	
IEC60950-1 (Via CB cert.)	US/11447/UL
JAPAN (Via CB cert.)	US/11447/UL
ACA/AUSTEL (Via CB cert.)	US/11447/UL
UL CODE FILE# E265930	AE

REV.	DATE	Packaging Specifications	CONVENTION PLACEMENT	Tolerances unless otherwise specified: Angles: ±1° Decimals: ±.005 [.13] Fractions: ±1/64 Footprint: ±.005 [.13]
6F	11/11	Method: Tape & Reel PKG-0325		This drawing is dual dimensioned. Dimensions in brackets are in millimeters.
6E	11/09	www.we-online.com/midcom		
6D	8/07			
6C	5/07	SEE REVISION SHEET FOR REVISION LEVEL		

DRAWING TITLE	PART NO.
TRANSFORMER	52237R-LF1
eiSos p/n: 750052237	SPECIFICATION SHEET 1 OF 1

