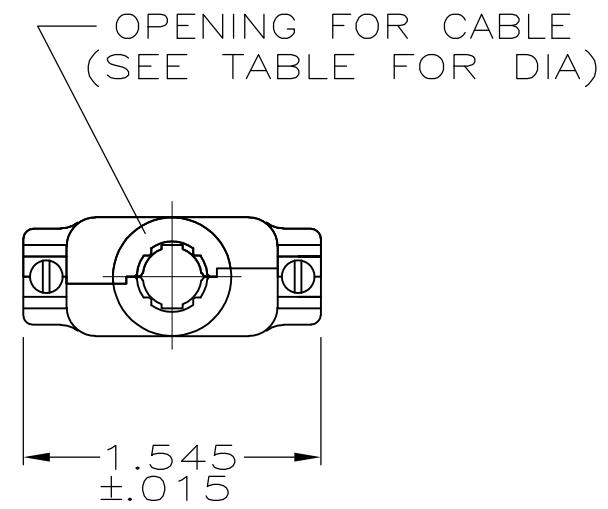
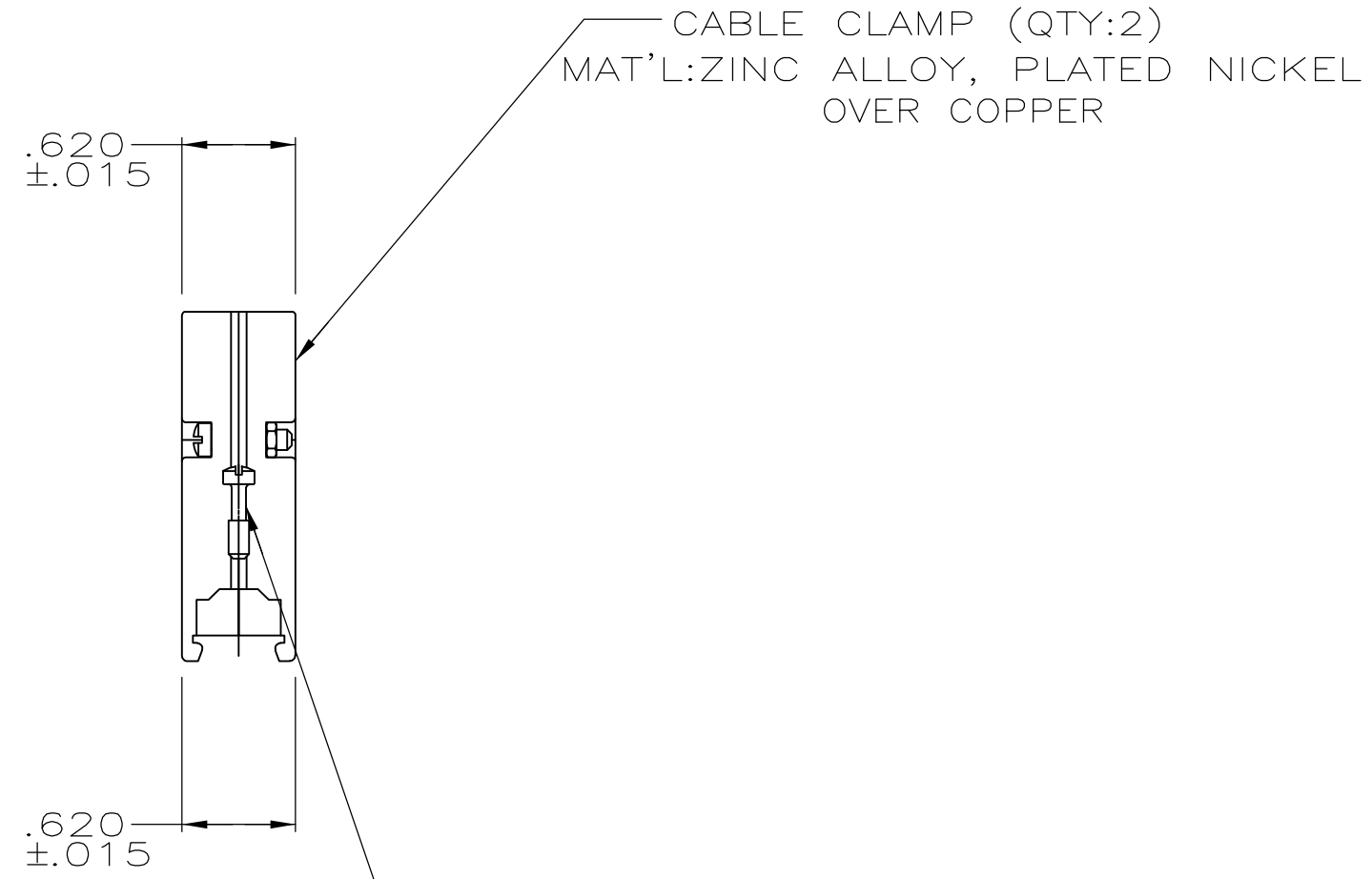
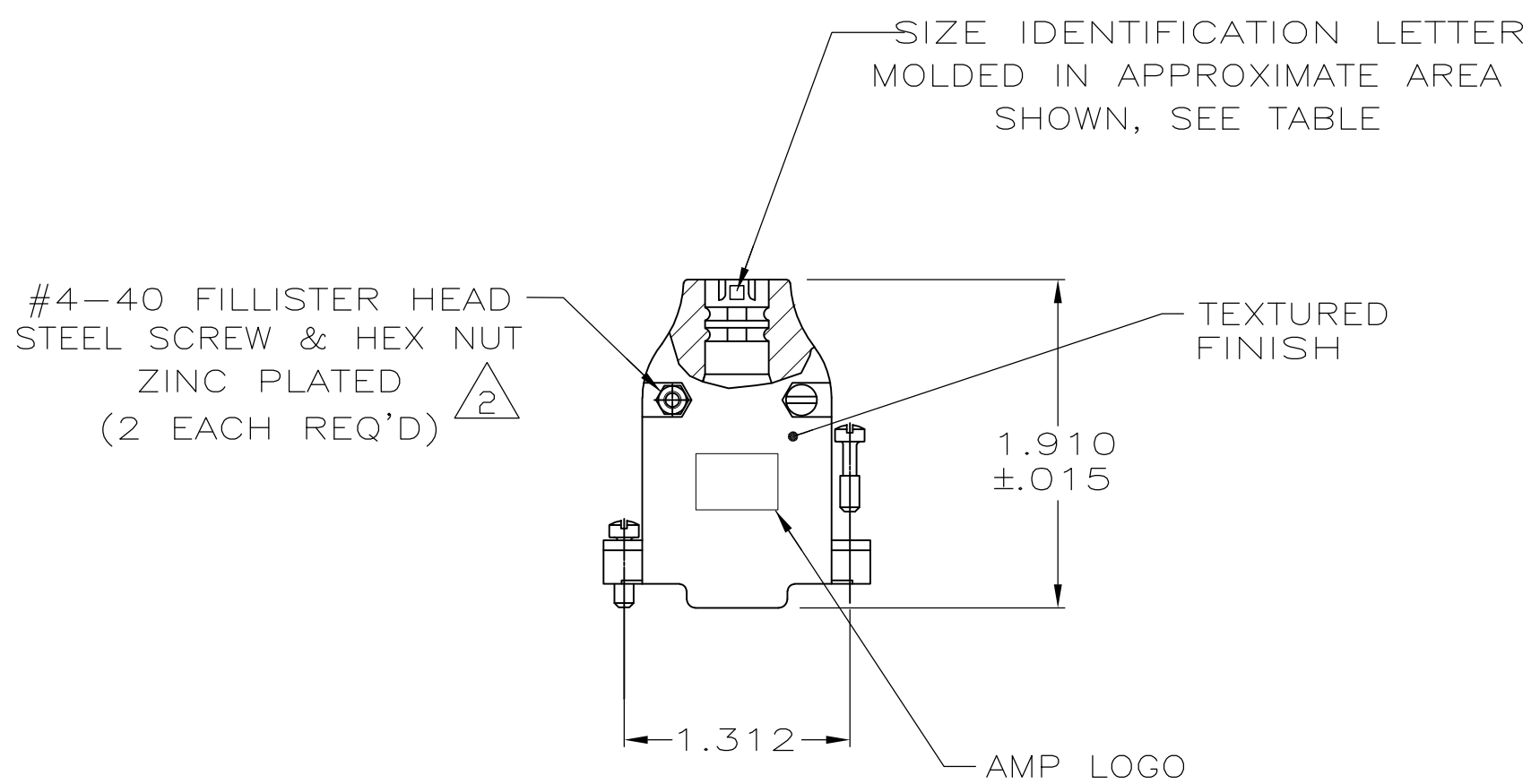


THIS DRAWING IS UNPUBLISHED. RELEASED FOR PUBLICATION
 © COPYRIGHT - By - ALL RIGHTS RESERVED.

LOC	DIST	REVISIONS					
GP	00	P	LTR	DESCRIPTION	DATE	DWN	APVD
		P		REVISED PER ECO-11-005033	23MAR11	RK	HMR



- 1. PARTS PACKAGED UNASSEMBLED.
- 2. ZINC PLATED .000200-.000400 THICK, CLEAR CHROMATE COATING.



#4-40 FILLISTER HD SCREW
MAT'L: STEEL, 2

K	.430	1-5745172-3
B	.225	5745172-3
E	.300	5745172-2
H	.375	5745172-1
NECK IDENT	CABLE DIA	PART NO

THIS DRAWING IS A CONTROLLED DOCUMENT.		DWN B. MCMASTER 02AUG05	TE TE Connectivity																			
DIMENSIONS: INCHES		CHK J. GERACE 02AUG05																				
TOLERANCES UNLESS OTHERWISE SPECIFIED:		APVD M. WALMSLEY 02AUG05	NAME CABLE CLAMP KIT, UNASSEMBLED, SIZE 2, 15 POSITION, 180 DEGREES, AMPLIMITE																			
<table border="1"> <tr><td>0 PLC</td><td>±</td><td>-</td></tr> <tr><td>1 PLC</td><td>±</td><td>-</td></tr> <tr><td>2 PLC</td><td>±</td><td>-</td></tr> <tr><td>3 PLC</td><td>±</td><td>.005</td></tr> <tr><td>4 PLC</td><td>±</td><td>-</td></tr> <tr><td>ANGLES</td><td>±</td><td>-</td></tr> </table>		0 PLC	±	-	1 PLC	±	-	2 PLC	±	-	3 PLC	±	.005	4 PLC	±	-	ANGLES	±	-	PRODUCT SPEC -	RESTRICTED TO -	
0 PLC	±	-																				
1 PLC	±	-																				
2 PLC	±	-																				
3 PLC	±	.005																				
4 PLC	±	-																				
ANGLES	±	-																				
MATERIAL SEE CALLOUTS		FINISH SEE CALLOUTS	WEIGHT -	SIZE A2																		
CUSTOMER DRAWING		SCALE 1:1	CAGE CODE 00779	DRAWING NO 5745172																		
		SHEET 1 of 1	REV P																			