


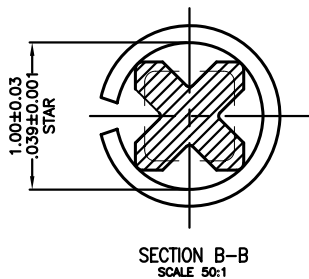
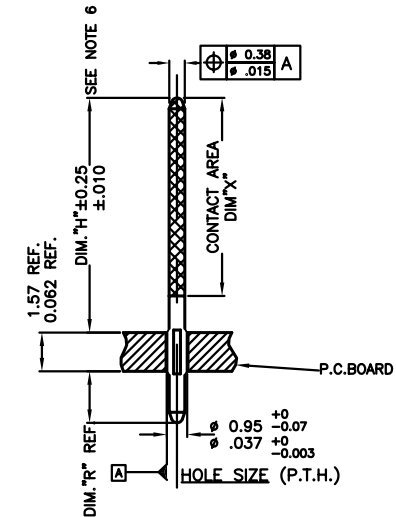
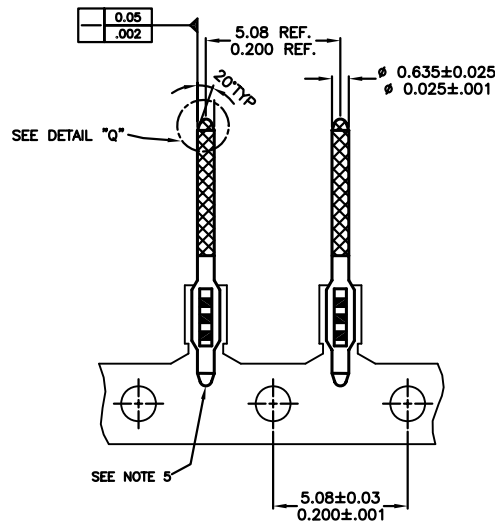
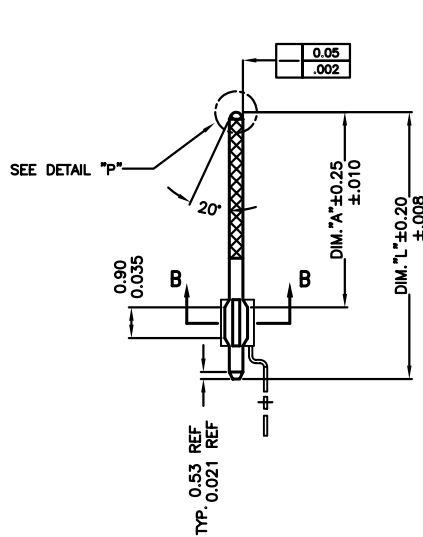
PRODUCT NUMBER	DIM"A"	DIM"L"	DIM"H"	DIM"R"	DIM"X"	PLATING CONTACT AREA	PLATING REMAINDER OF PIN
76772-101	6.28/.247	8.76/.345	5.97/.235	1.22/.048	5.30/.209	1.27µm/50µ" Au OVER 1.27µm/50µ" Ni	0.2µm/8µ" Au OVER 1.27µm/50µ" Ni
76772-101LF	6.28/.247	8.76/.345	5.97/.235	1.22/.048	5.30/.209	1.27µm/50µ" Au OVER 1.27µm/50µ" Ni	0.2µm/8µ" AU OVER 1.27µm/50µ" Ni

REELING PRODUCT TO CUSTOMER

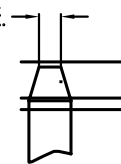


NOTES:

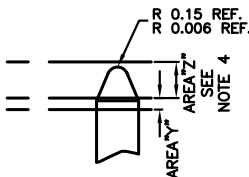
- BURNISH MARKS PERMITTED ON PIN.
- BASE MATERIAL PIN: 3/4 HARD PHOSPER BRONZE A.S.T.M. B-159-66.
- CARRIER STRIP MATERIAL: 1/2 HARD BRASS A.S.T.M. B-36-67 ALLOY 260.
- MAX. BURRS PERMITTED IN AREA "Y" IS 0.01/0.04 OVER AREA "Z" 0.04/0.016.
- PIN TIP NOT PLATED ON THIS SIDE.
- WITH THE EXCEPTION OF STAR AREA. RADIUS AT 4 PIN CORNERS MAX. 0.05/0.002.
- PART NUMBERS WITH A LF SUFFIX MEET EUROPEAN UNION DIRECTIVES AND OTHER COUNTRY REGULATIONS AS DESCRIBED IN GS-22-008.



TYP. 0.25 MAX.  
0.010 MAX.



DETAIL P  
SCALE 50:1



DETAIL Q  
SCALE 50:1

mat'l. code NOTE 2 & 3		surface ISO 902		tolerance ISO 406 ISO 1101		projection mm/inch		product family PIN PRODUCTS	
ltr	ecn no	dr	date	tolerances unless otherwise specified		scale 1:1		title SELECTIVE PLATED BERG PIN	
F	v05-1138	VS	2/23/06	angles	linear			dwg no 76772	
				0°±2'	.X±.3/.XX±.01			sheet 1 of 1 size A3	
					.00±.13/.000±.005			type Product Customer Drawing	
					.000±.051/.000±.002				
sheet		revision		dr		engr		FCI	
index		sheet		appd		chr			
		F		T.BREWBAKER		T.BREWBAKER			
		1		2/23/06		2/23/06			